

- [54] **WALL BRACKET** 4,098,483 7/1978 Pesola et al. .... 248/311.2
- [76] **Inventor: James J. Elliott, 700 Museum Dr., Charlotte, N.C. 28207**
- [\*\*] **Term: 14 Years**
- [21] **Appl. No.: 494,729**
- [22] **Filed: May 16, 1983**
- [52] **U.S. Cl. .... D6/556; D6/403; D8/373**
- [58] **Field of Search .... D6/397, 403, 405, 411, D6/418, 449, 462, 512, 513, 514, 517, 552, 553, 556, 557, 558, 566, 567, 572; D11/143, 144, 145, 146, 148, 152, 154, 156; D8/373; 47/67, 70, 45; 108/149, 59; 211/74, 75, 112, 113, 118, 119; 248/318, 311.2, 312.1, 315, 317**

- [56] **References Cited**
- U.S. PATENT DOCUMENTS**
- D. 94,467 2/1935 Cantor ..... D6/556  
D. 242,051 10/1976 Brown ..... D6/556  
D. 251,944 5/1979 Chasen ..... D8/373

**OTHER PUBLICATIONS**

The Country Gourmet, 1974, p. 36, Double Hanging Bracket in upper left corner.

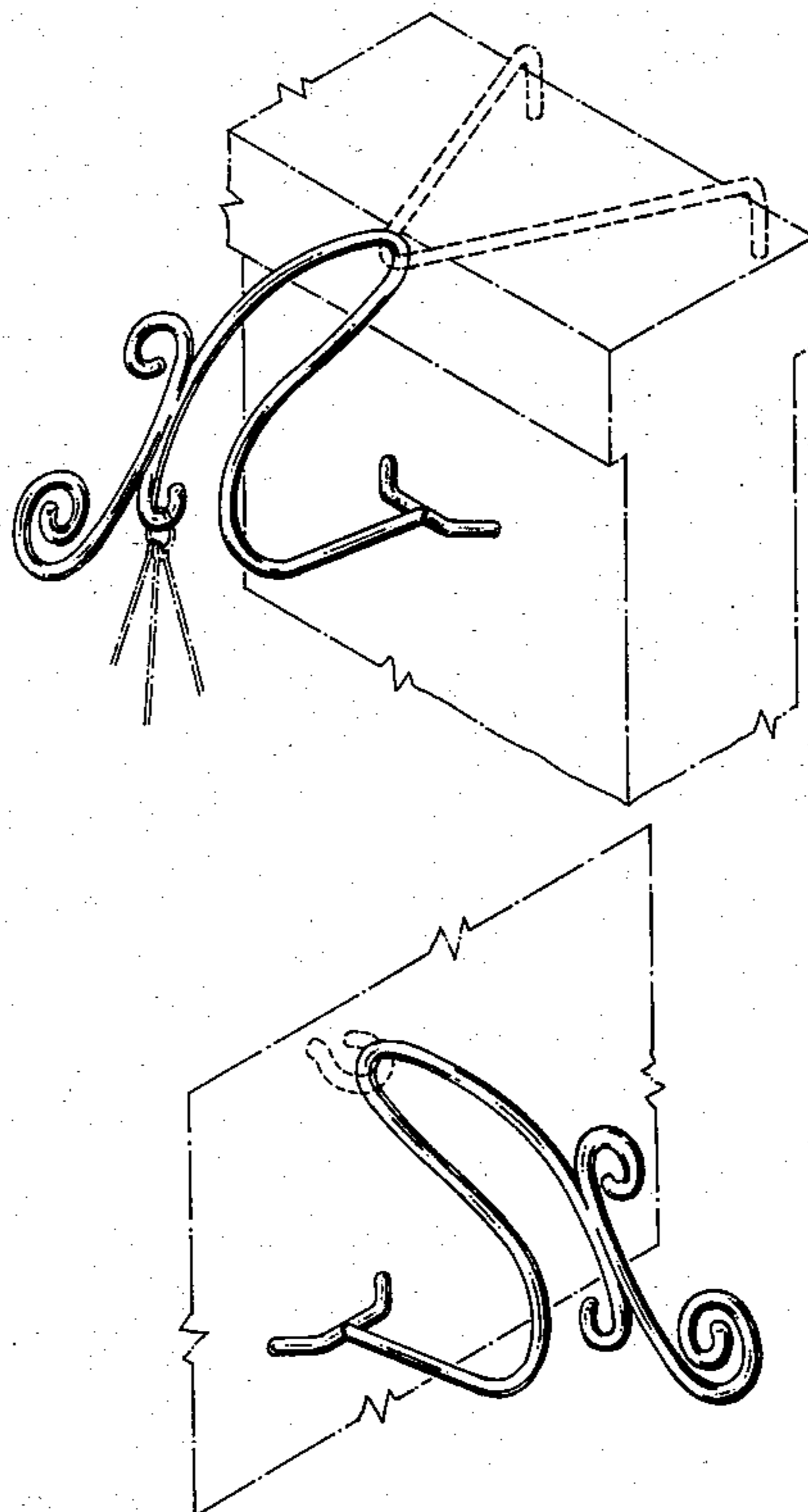
*Primary Examiner*—B. J. Bullock  
*Assistant Examiner*—Suzanne N. Gitlin  
*Attorney, Agent, or Firm*—Bell, Seltzer, Park & Gibson


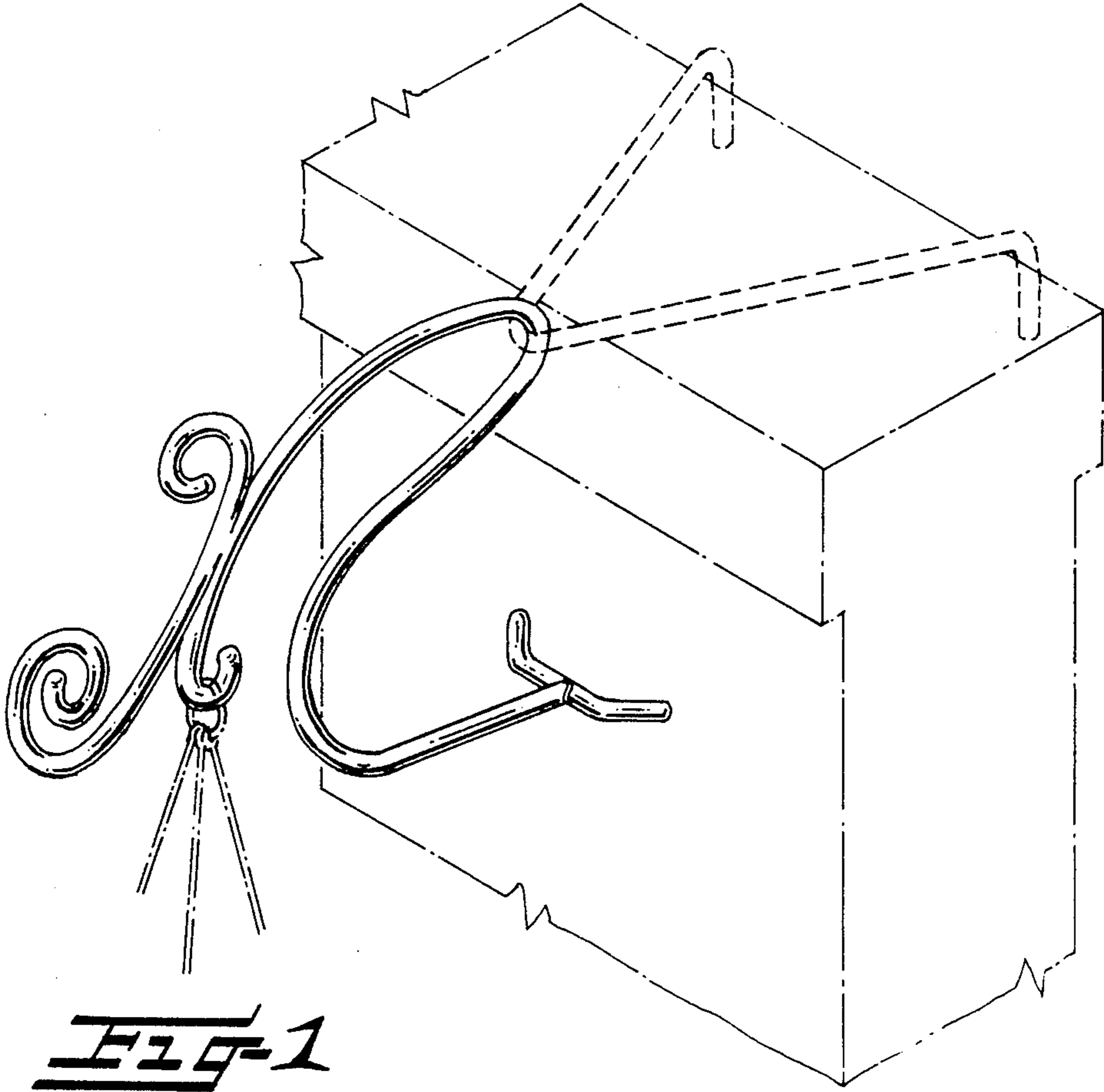
[57] **CLAIM**

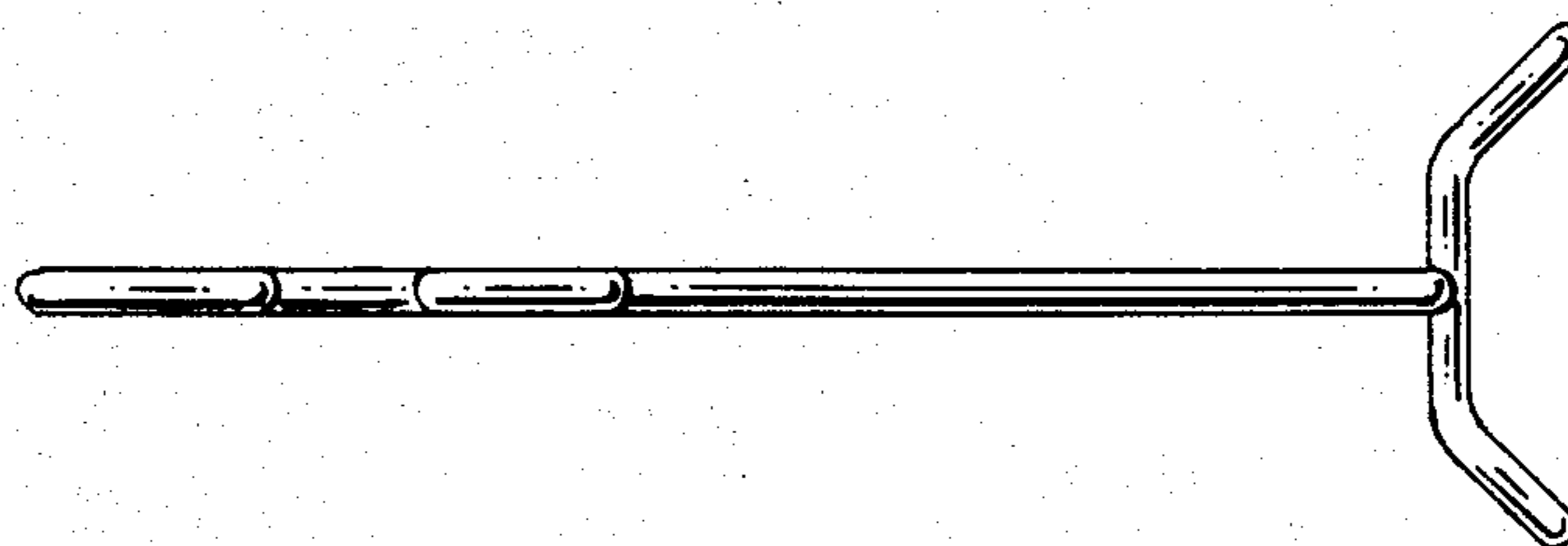
The ornamental design for a wall bracket, substantially as shown and described.

**DESCRIPTION**


FIG. 1 is a perspective view of a wall bracket showing my new design;  
FIG. 2 is a perspective view opposite that shown in FIG. 1;  
FIG. 3 is a top plan view thereof;  
FIG. 4 is a side elevational view thereof;  
FIG. 5 is a front elevational view thereof.  
The broken lines indicate environmental structure for the wall bracket and do not form a part of the design.







**FIG-3**



**FIG-4**

**FIG-5**

