

[54] DISPLAY RACK

[76] Inventor: Arthur S. Kellogg, 11706 Ficus St., Palm Beach Gardens, Fla. 33410

[\*\*] Term: 14 Years

[21] Appl. No.: 494,735

[22] Filed: Aug. 5, 1983

[52] U.S. Cl. .... D6/517; D6/468; D6/476; D6/553

[58] Field of Search ..... D6/396, 449, 466, 408, D6/467, 468, 470, 475, 476, 478, 479, 509, 511, 512-515, 517, 553; 108/59, 60, 91, 90, 152; 211/87, 88, 90, 134, 135, 49.1, 59.2, 59.3, 59.4

[56] References Cited

U.S. PATENT DOCUMENTS

D. 161,590 1/1951 Pattison, Jr. .... D6/517

D. 250,240 11/1978 Braginetz ..... D6/475  
D. 255,852 7/1980 Fogarty ..... D6/515  
D. 260,955 9/1981 Schulee et al. .... D6/408  
D. 267,382 12/1982 Heinrechsдорff ..... D6/515  
3,626,150 12/1971 Kress ..... 211/59.2

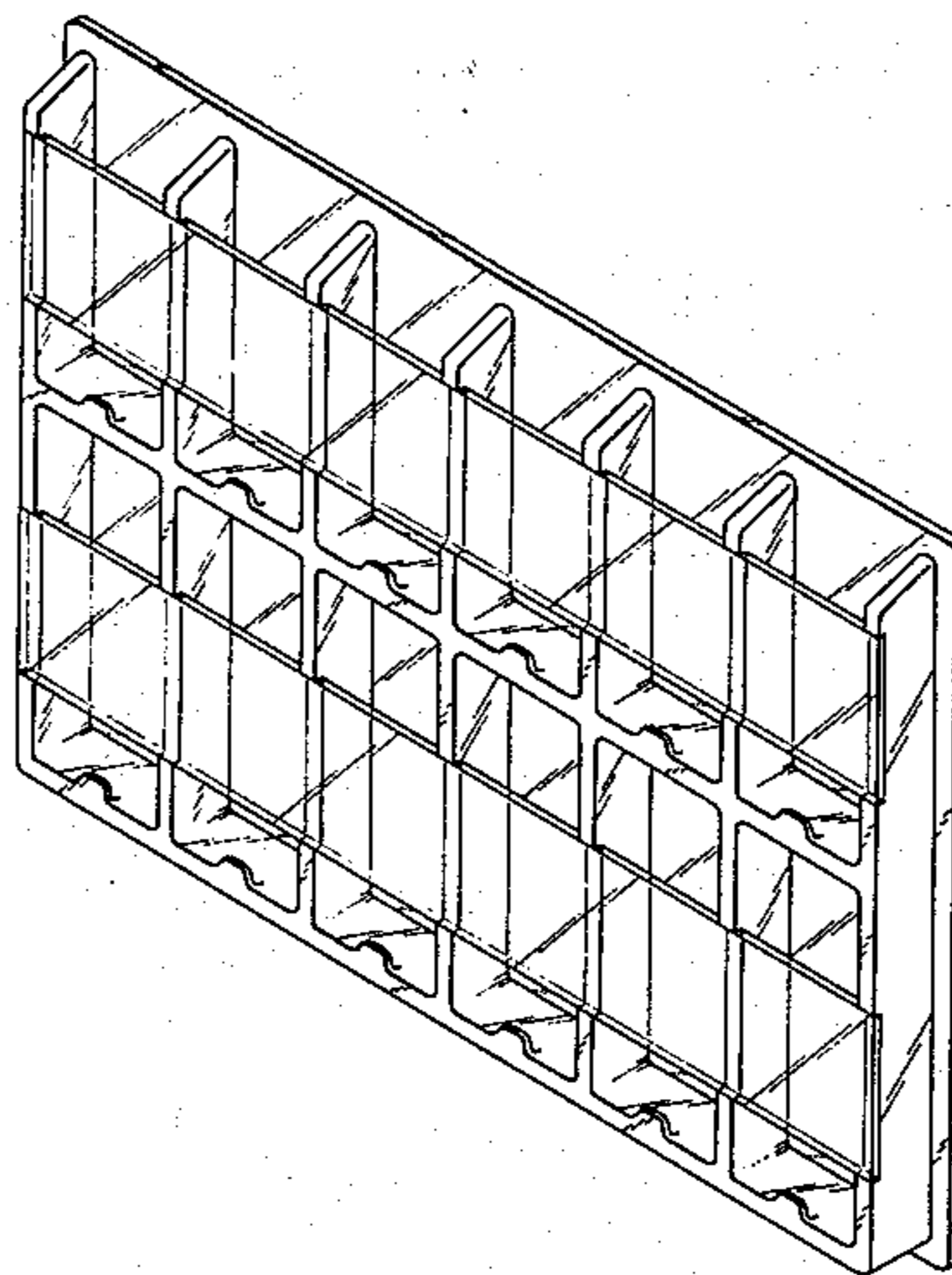
Primary Examiner—B. J. Bullock  
Assistant Examiner—Suzanne N. Gitlin

[57] CLAIM

The ornamental design for a display rack, as shown and described.

DESCRIPTION

FIG. 1 is a perspective view of a display rack showing my new design;  
FIG. 2 is a front elevational view thereof;  
FIG. 3 is a sectional view taken in the direction of the arrows along line 3—3 in FIG. 2;  
FIG. 4 is a sectional view taken in the direction of the arrows along line 4—4 in FIG. 2.



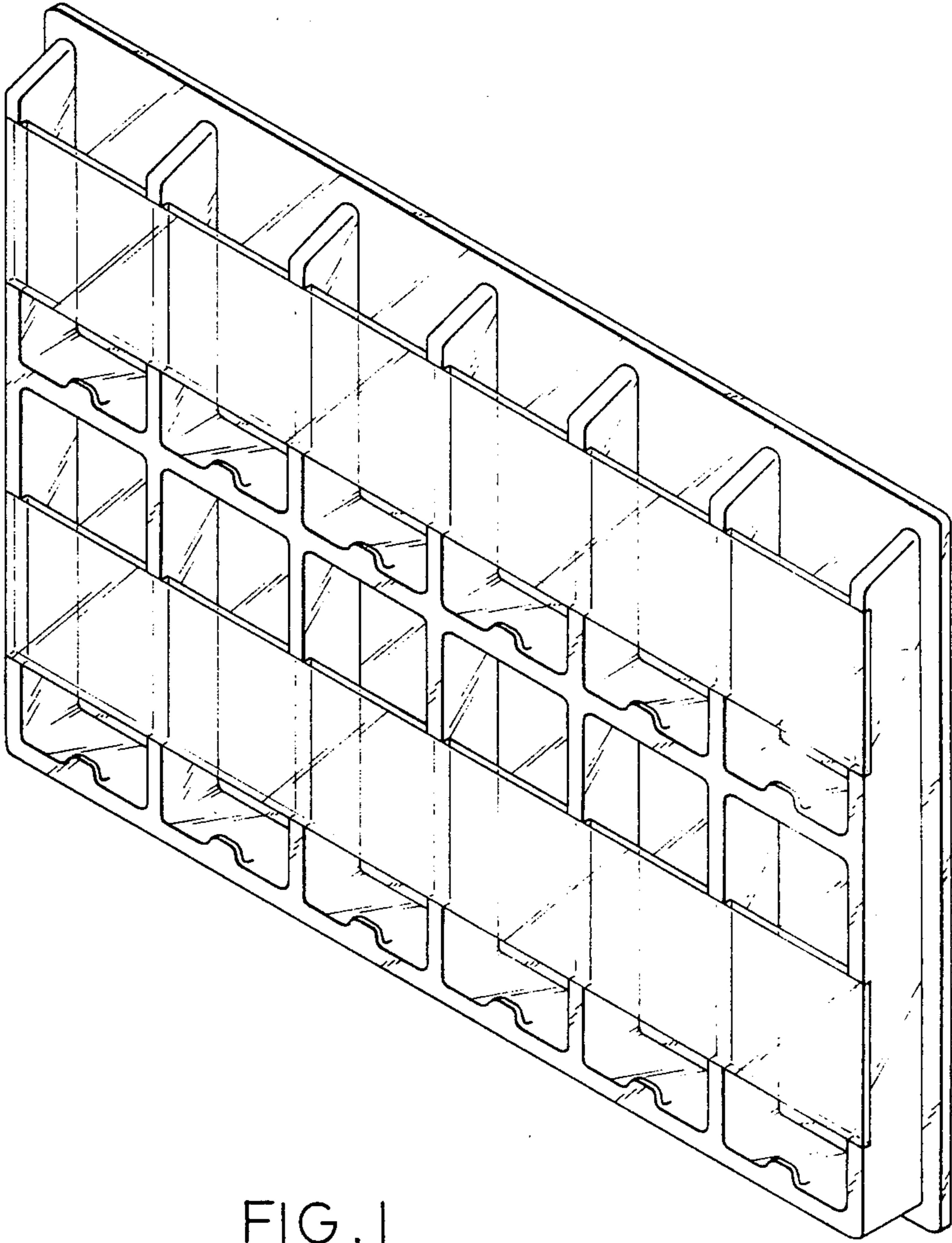


FIG. 1

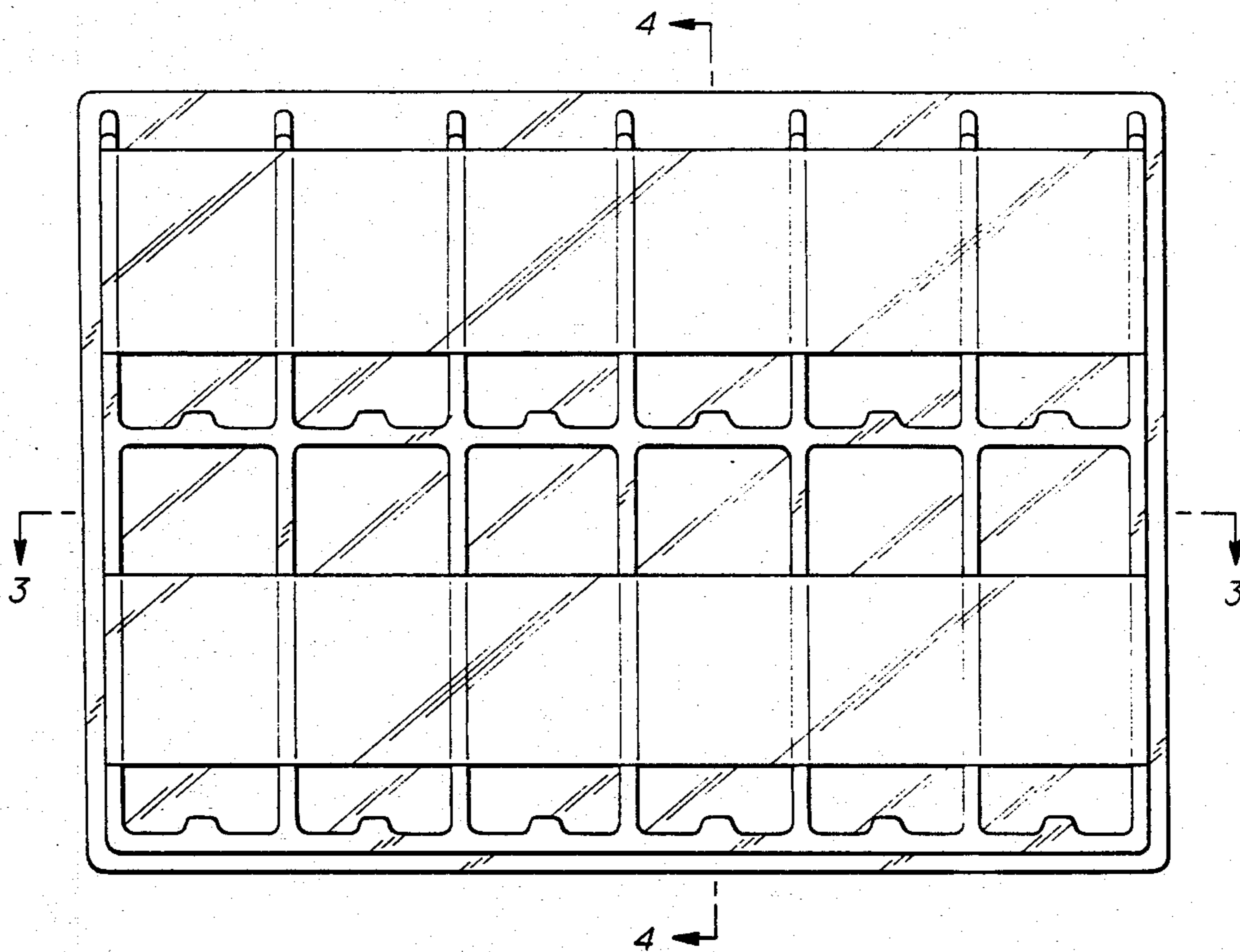


FIG. 2

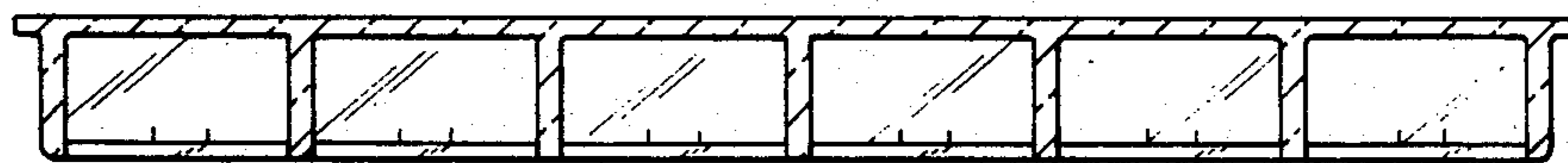


FIG. 3

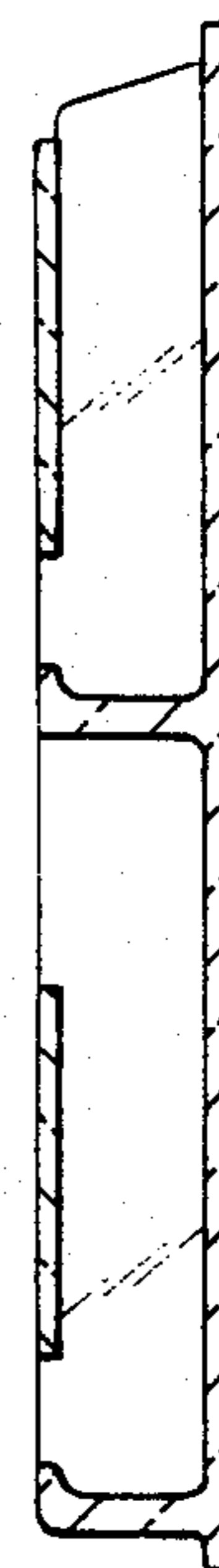


FIG. 4