

[54] **DINING TABLE**

[75] Inventor: **R. Scott Bromley**, New York, N.Y.
[73] Assignee: **Cartier Inc.**, New York, N.Y.
[**] Term: **14 Years**
[21] Appl. No.: **674,335**
[22] Filed: **Nov. 23, 1984**

Related U.S. Application Data

[62] Division of Ser. No. 433,353, Oct. 7, 1982.
[52] U.S. Cl. **D6/480; D6/487**
[58] Field of Search **D6/414, 471, 473, 474,**
D6/477, 478, 479, 511, 480, 484, 487

[56] **References Cited**

U.S. PATENT DOCUMENTS

D. 250,313	11/1978	Miller	D6/484
D. 252,431	7/1979	Pfister	D6/484
D. 260,713	9/1981	Potucek	D6/484
D. 263,192	3/1982	LeVan	D6/484 X
D. 268,884	5/1983	Platner	D6/484

OTHER PUBLICATIONS

p. 61, 1981 Cartier Catalog (Cigarette Lighter).

Primary Examiner—Bruce W. Dunkins
Attorney, Agent, or Firm—Philip H. Gottfried

[57] **CLAIM**

The ornamental design for a dining table, substantially as shown and described.

DESCRIPTION



FIG. 1 is a top plan view of a dining table showing my new design;

FIG. 2 is a front elevational view thereof; and,

FIG. 3 is a bottom plan view thereof.

The remaining elevational views are substantially identical to the front elevational view of FIG. 2.

The right and left side elevational views of the dining table including the first and second alternate embodiments thereof are substantially identical to the front elevational views of FIGS. 2, 5 and 8, respectively. The left side elevational view of the third alternate embodiment of the dining table is substantially identical to the right side elevational view of FIG. 12.



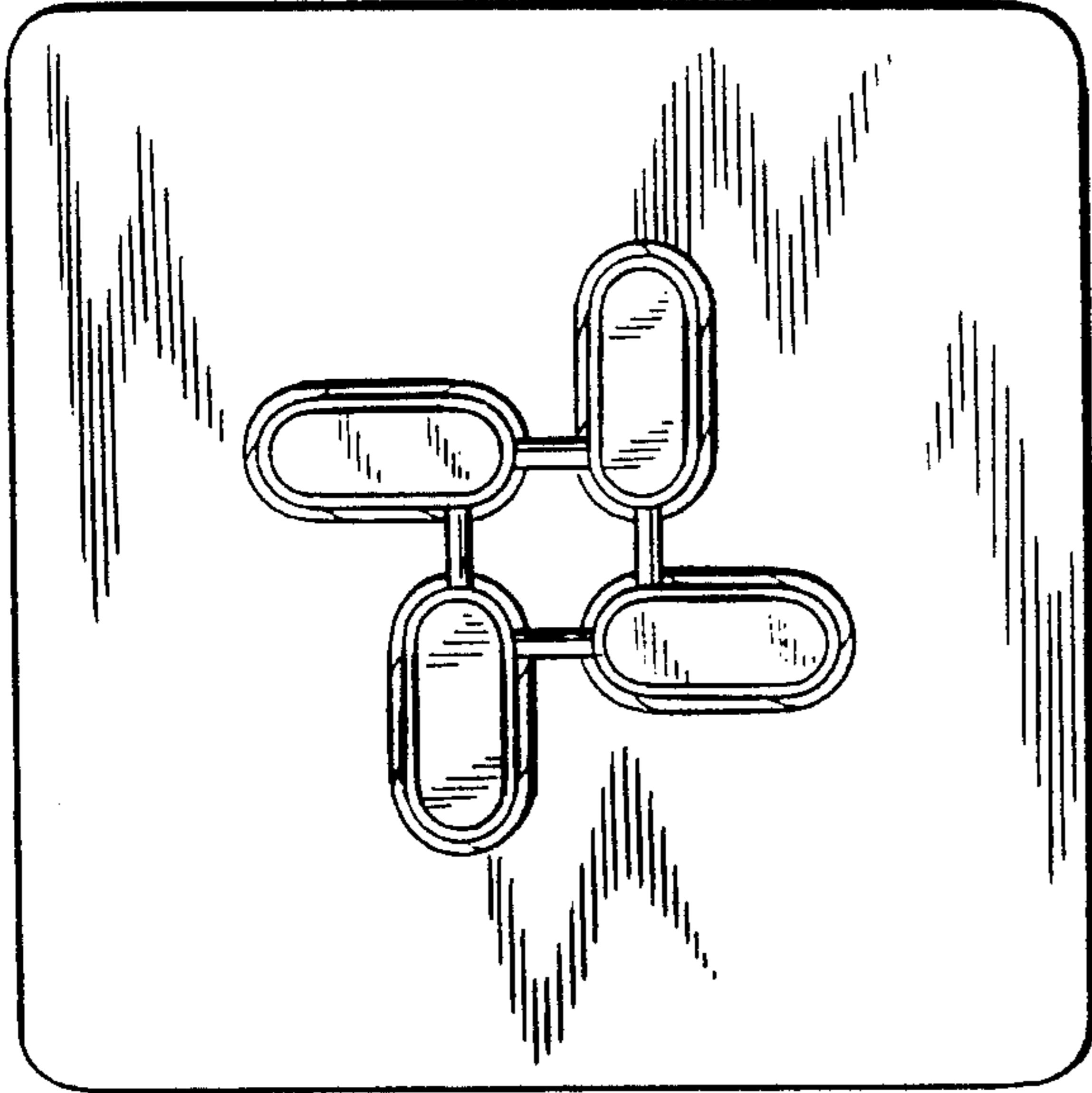


FIG. 1

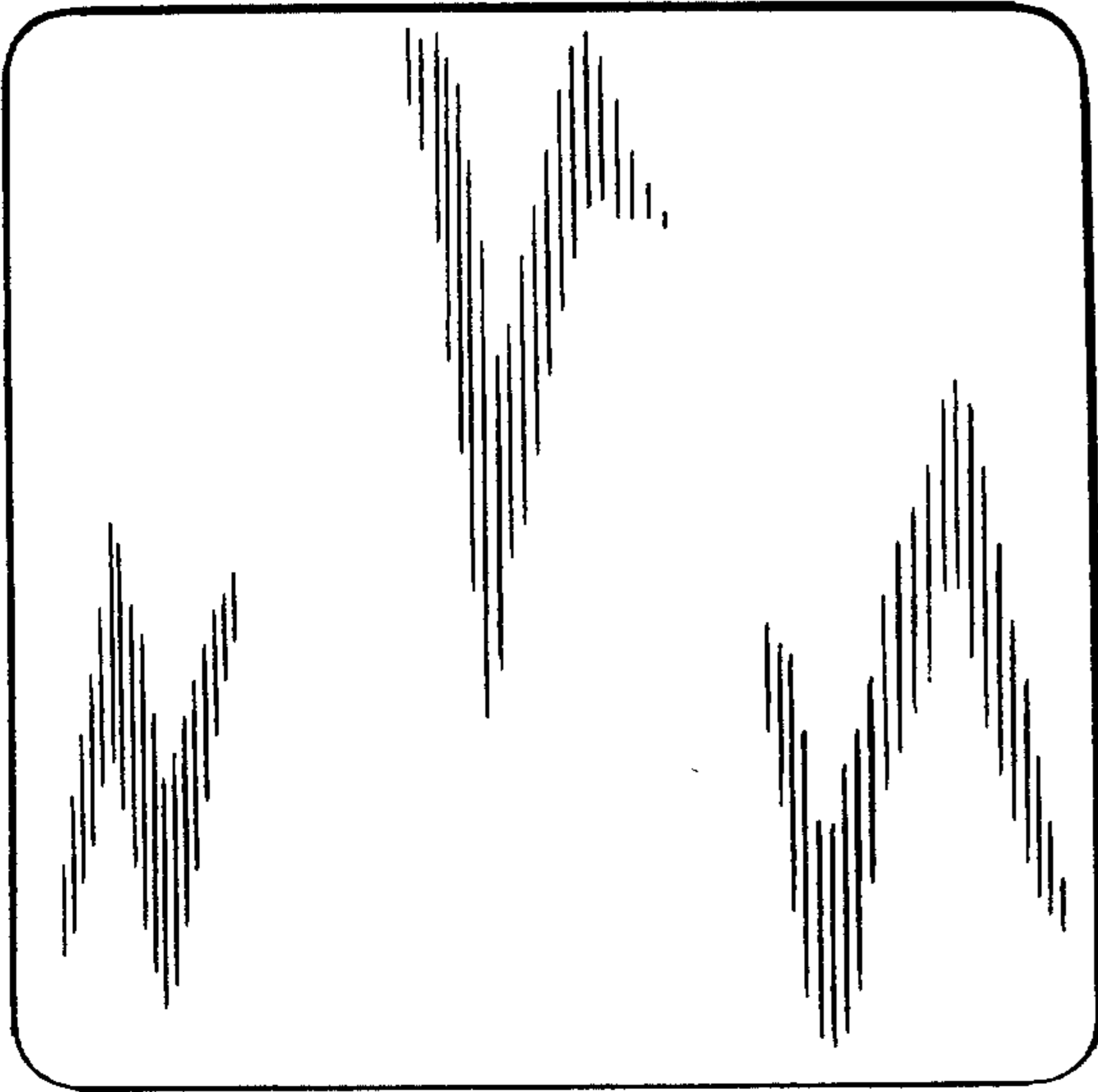


FIG. 2

FIG. 3

