

[54] **SIGN**

[75] **Inventors: Patrick J. Seggerson; Donald H. Niehaus, both of Villa Hills, Ky.**

[73] **Assignee: American Sign and Marketing Services, Inc., Florence, Ky.**

[**] **Term: 14 Years**

[21] **Appl. No.: 324,535**

[22] **Filed: Nov. 24, 1981**

[52] **U.S. Cl. D20/10**

[58] **Field of Search 40/10 R, 489, 446, 490, 40/491, 584, 575, 576, 605, 611, 618; D20/10, 42**

3,924,344	12/1975	Davis .	
3,939,584	2/1976	Trame .	
3,946,510	3/1976	Schubert .	
4,048,738	9/1977	McHenry .	
4,095,359	6/1978	Trame .	
4,174,580	11/1979	Sanders et al. .	
4,258,490	3/1981	Trame	40/489 X
4,262,436	4/1981	Clement .	
4,292,752	10/1981	Clark	40/576

FOREIGN PATENT DOCUMENTS

664182	6/1963	Canada	40/490
--------	--------	--------------	--------

Primary Examiner—Catherine E. Kemper
Attorney, Agent, or Firm—Cushman, Darby & Cushman

[57] **CLAIM**

The ornamental design for a sign, as shown and described.

[56] **References Cited**

U.S. PATENT DOCUMENTS

D. 166,836	5/1952	Walter .	
1,025,997	5/1912	Rand .	
1,120,876	12/1914	Wetz	40/576
1,447,918	3/1923	Zacher	40/576
1,747,400	2/1930	Stewart et al.	40/576
1,971,738	8/1934	Wenar .	
2,515,664	7/1950	Padgett	40/576
2,545,262	3/1951	Coleman .	
3,014,294	12/1961	Singer .	
3,016,638	1/1962	Singer .	
3,119,642	1/1964	Graham .	
3,335,509	8/1967	Braxton .	
3,407,525	10/1968	Connel .	
3,650,055	3/1972	Bult .	
3,742,633	7/1973	Palm	40/576
3,883,967	5/1975	Barnes .	
3,890,728	6/1975	Schubert .	

DESCRIPTION

FIG. 1 is a front elevational view of a sign showing our new design, the broken line disclosure of indicia being for illustrative purposes and forming no part of the claimed design;
FIG. 2 is a top plan view thereof;
FIG. 3 is a left end elevational view thereof;
FIG. 4 is a sectional view taken on line 4—4 of FIG. 1; and
FIG. 5 is an exploded perspective view from the rear, showing an indicia card of the sign being popped into one cell of a row strip of the sign, and the row strip being slid into the sign panel of the sign.
A bottom plan view of the sign would be a mirror image of FIG. 2; a right end elevational view thereof would be a mirror image of FIG. 3.

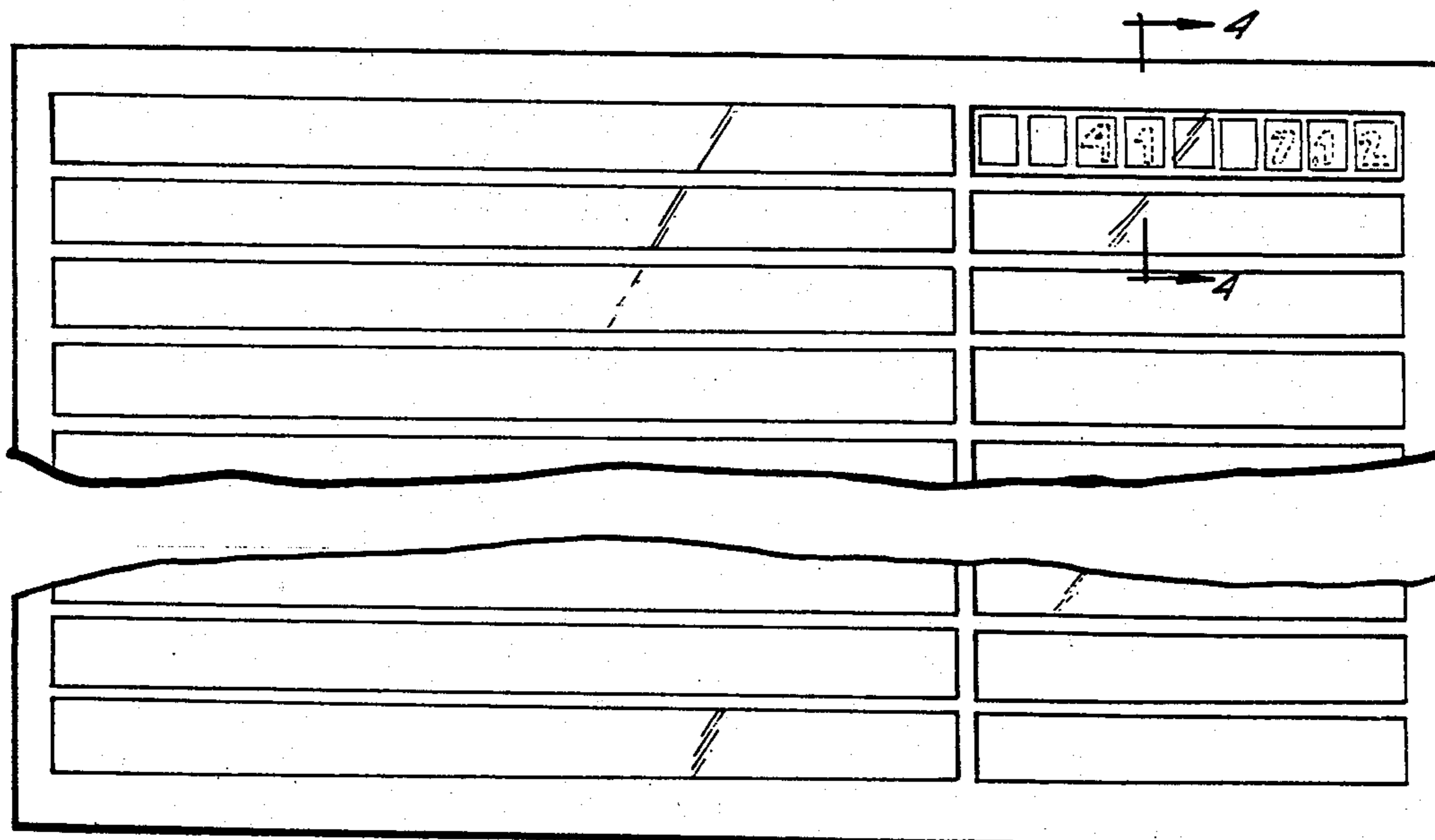
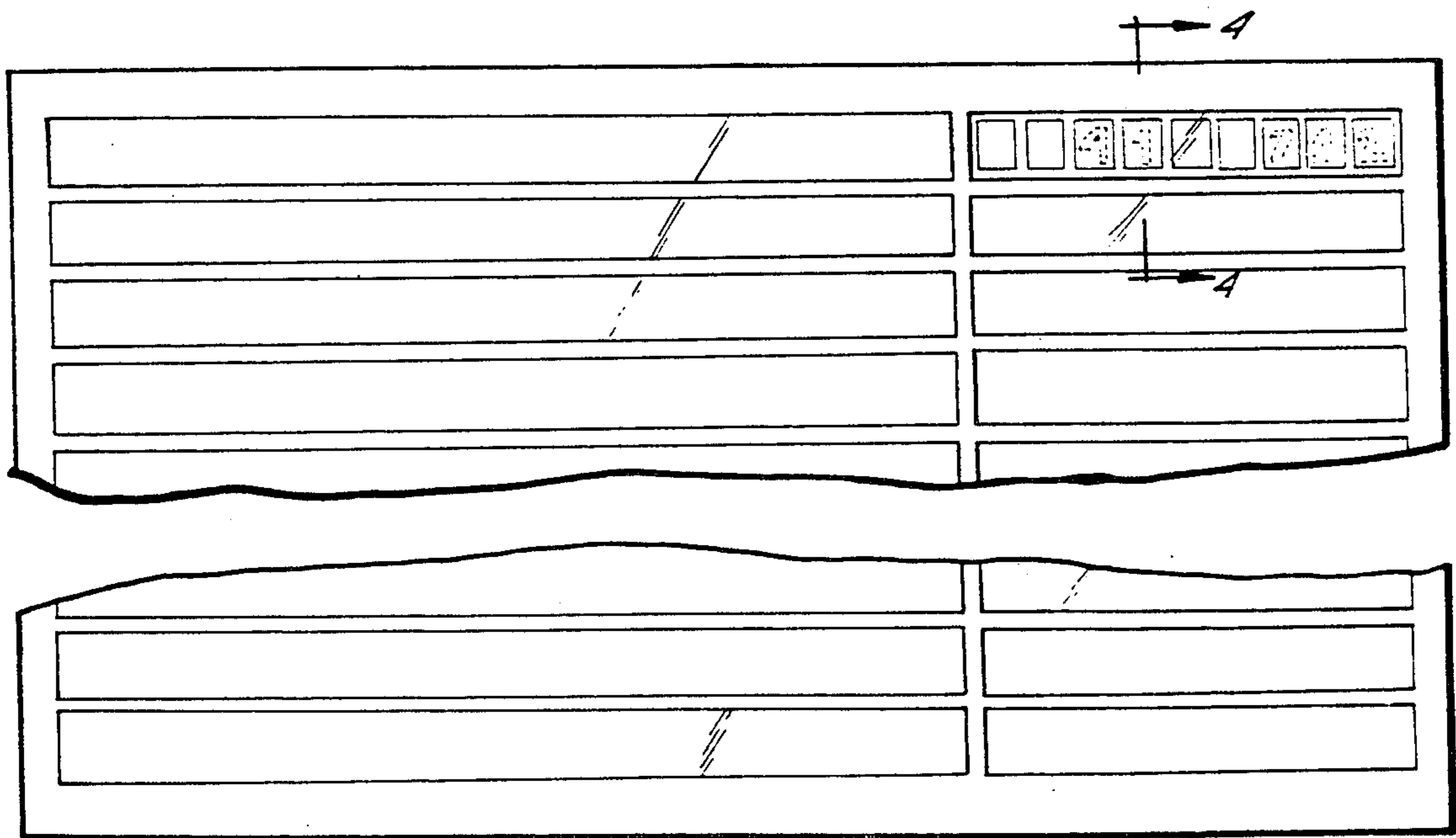


Fig. 1






Fig. 2



Fig. 3



Fig. 4

Fig. 5

