

[54] **WELDING TORCH HAVING A BUILT-IN SMOKE EXHAUSTER COMBINATION TYPE**

[76] **Inventors:** Anatoly P. Pashkov, ulitsa Lastochkina, 5, kv. 38; Efim G. Kipernik, ulitsa Yakira, 53, kv. 50; Anatoly V. Onischenko, ulitsa Karla Marxa, 70, kv. 9; Valentin S. Sakharov, prospekt Shevchenko, 23, kv. 37; Mikhail M. Kudryashev, ulitsa Bebelya, 23, kv. 19; Oleg P. Karpov, ulitsa Gogolya, 7, kv. 25; Illary A. Yavorsky, ulitsa Ostrovidova, 46 "A", kv. 16; Boris V. Gizer, ulitsa Generala Bocharova, 42, kv. 288, all of Odessa, U.S.S.R.

[**] **Term: 14 Years**

[21] **Appl. No.: 343,319**

[22] **Filed: Jan. 27, 1982**

[52] **U.S. Cl. D8/30**

[58] **Field of Search** D8/30; 219/137.31, 137.41

[56] **References Cited**

U.S. PATENT DOCUMENTS

3,428,778 2/1969 Blackman et al. 219/137.31
4,016,398 4/1977 Herrick 219/137.41

Primary Examiner—Catherine E. Kemper
Attorney, Agent, or Firm—Fleit, Jacobson, Cohn & Price

[57] **CLAIM**

The ornamental design for a welding torch having a built-in smoke exhauster, as shown and described.

DESCRIPTION

FIG. 1 is a perspective view of a welding torch having a built-in smoke exhauster, showing our new design; FIG. 2 is a side-elevational view thereof; FIG. 3 is a top-plan view thereof; FIG. 4 is a bottom-plan view thereof; FIG. 5 is a front-elevational view thereof; FIG. 6 is a rear-elevational view thereof.

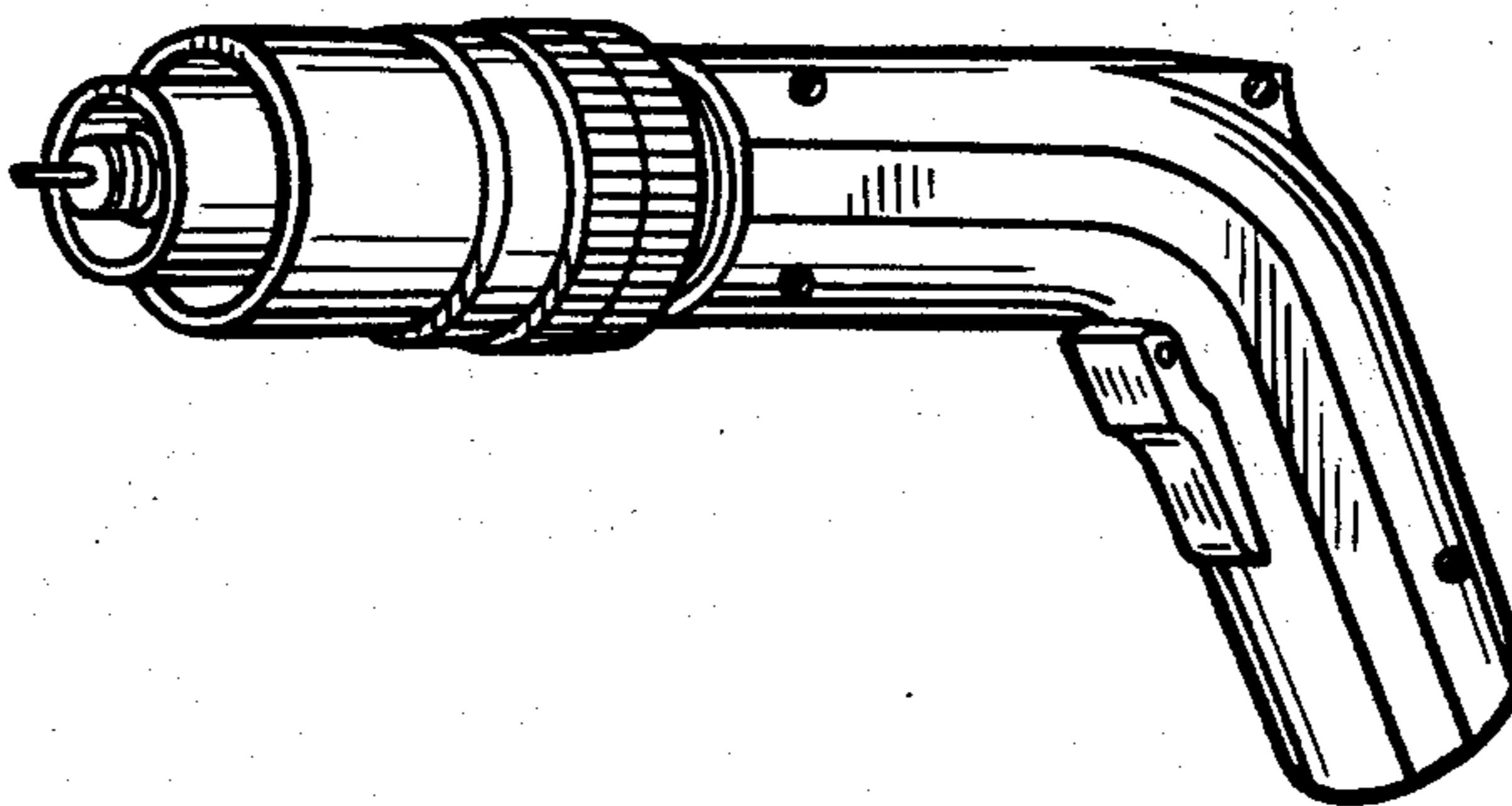


FIG. 3

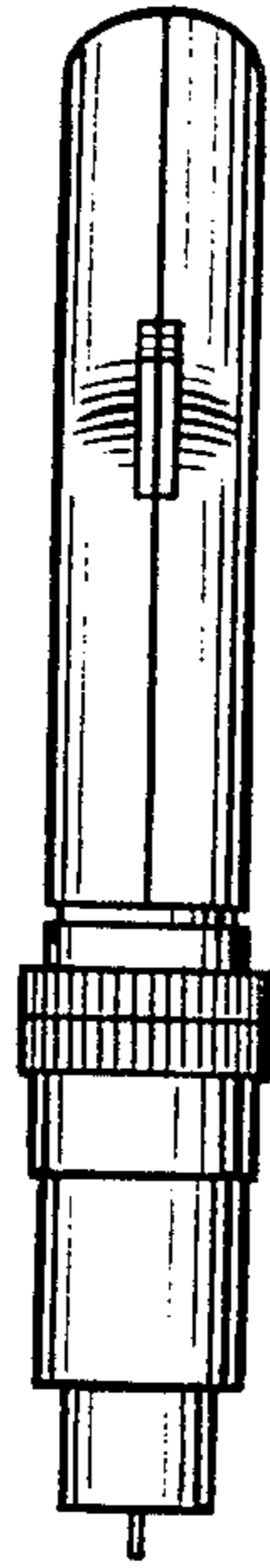


FIG. 4



FIG. 1

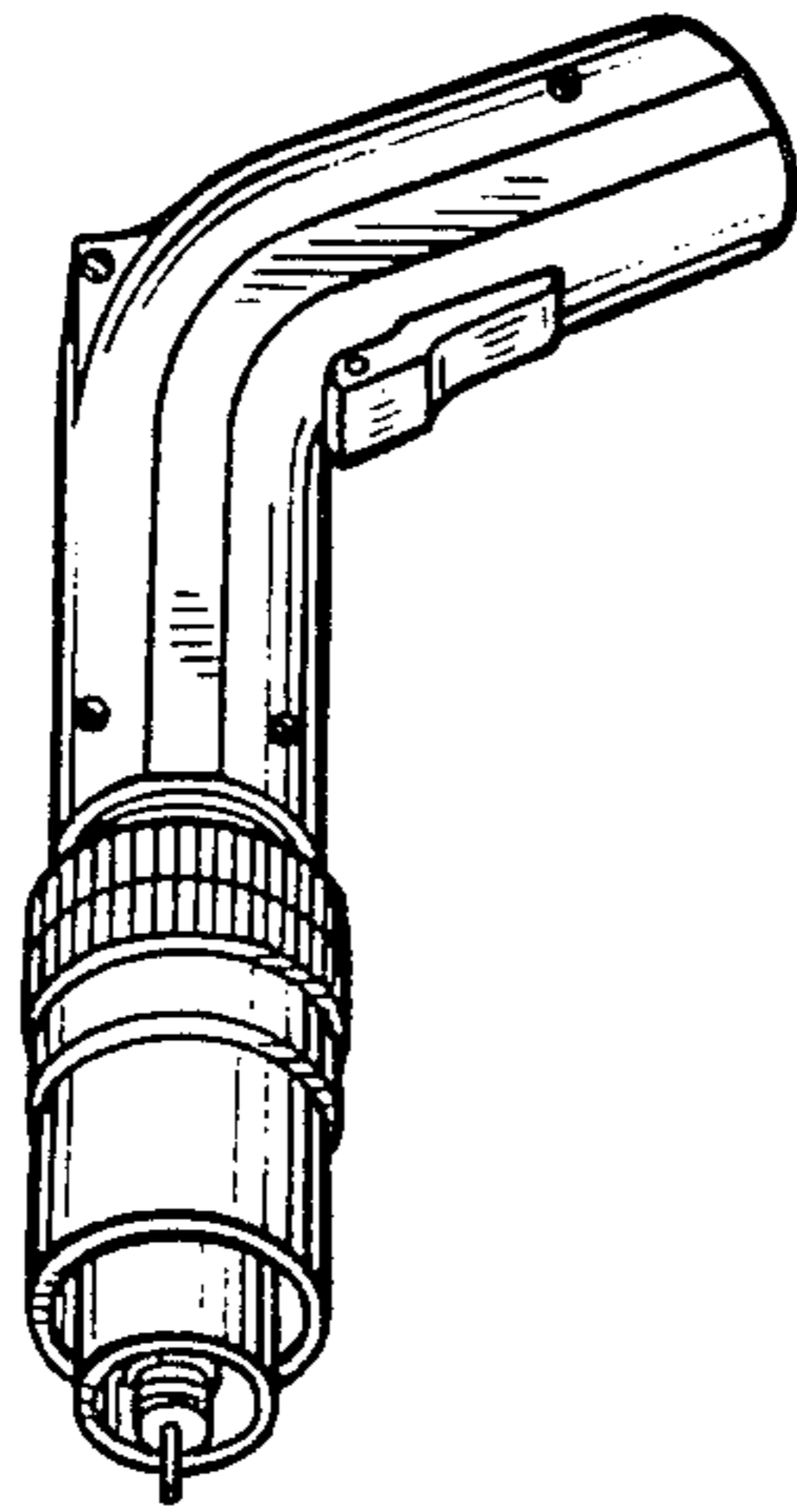


FIG. 2

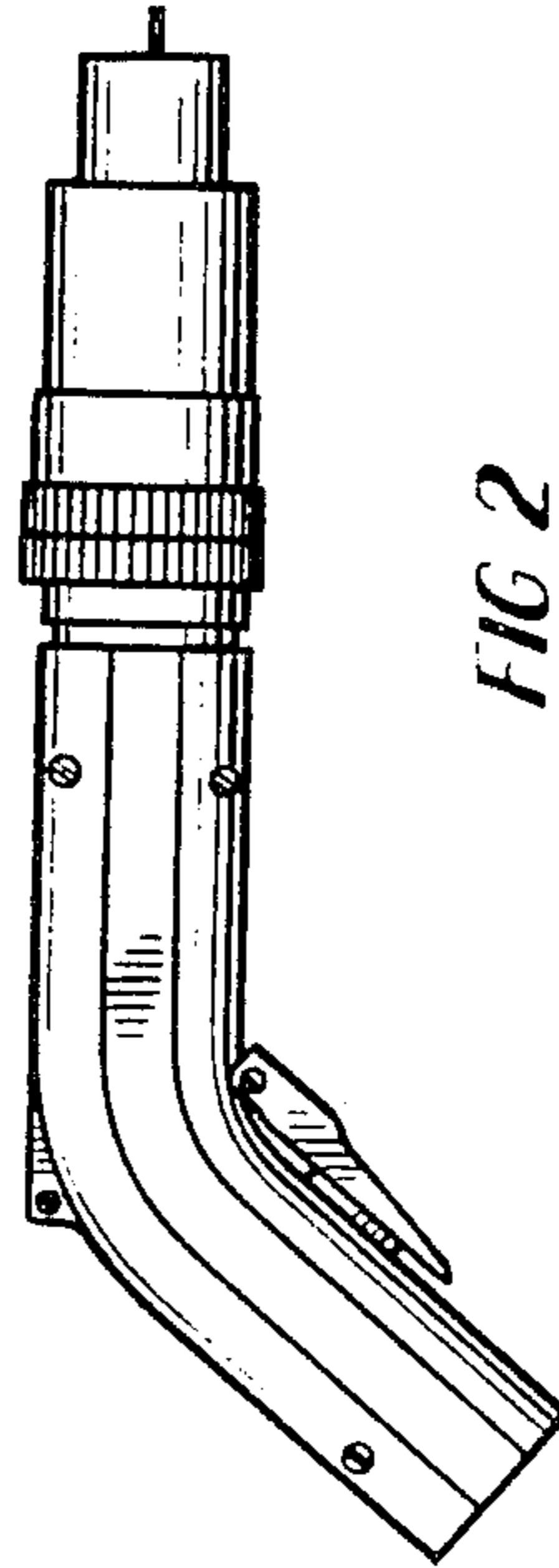


FIG. 6




FIG. 5

