

- [54] CASUAL SHOE WITH POCKET
- [75] Inventor: Robert J. Gamm, St. Louis County, Mo.
- [73] Assignee: Kangaroos U.S.A., Inc., St. Louis, Mo.
- [**] Term: 14 Years
- [21] Appl. No.: 408,650
- [22] Filed: Aug. 16, 1982
- [52] U.S. Cl. D2/313; D2/265; D2/314; D2/309; D2/287
- [58] Field of Search D2/265, 266, 287, 309, D2/314; 36/136, 132, 128, 83-84, 113, 114, 115

[56] References Cited

U.S. PATENT DOCUMENTS

| | | | |
|------------|---------|--------------|----------|
| D. 261,695 | 11/1981 | Gamm . | |
| D. 261,823 | 11/1981 | Gamm . | |
| D. 271,157 | 11/1983 | Gamm . | |
| D. 273,632 | 5/1984 | Ueda | D2/310 |
| 2,662,677 | 12/1953 | Perry . | |
| 2,801,477 | 8/1957 | Adams . | |
| 4,280,287 | 7/1981 | Gulbransen . | |
| 4,296,559 | 10/1981 | Gamm . | |
| 4,372,060 | 2/1983 | Adamik | 36/136 X |
| 4,384,414 | 5/1983 | Gamm . | |
| 4,471,539 | 9/1984 | Mann | 36/136 X |

FOREIGN PATENT DOCUMENTS

| | | |
|-----------|---------|------------------------|
| 0761001 | 9/1980 | Benelux . |
| GM8016130 | 6/1980 | Fed. Rep. of Germany . |
| 1447044 | 6/1966 | France . |
| 4913142 | 5/1972 | Japan . |
| 13054 | 12/1980 | Taiwan . |
| 302862 | 1/1929 | United Kingdom . |

OTHER PUBLICATIONS

- Footwear News, Jan. 10, 1977.
- Footwear News, Mar. 7, 1977.
- B. Rosenberg & Sons, Inc., Fall & Winter, 1976.
- Intermark Shoe Co., 1977.

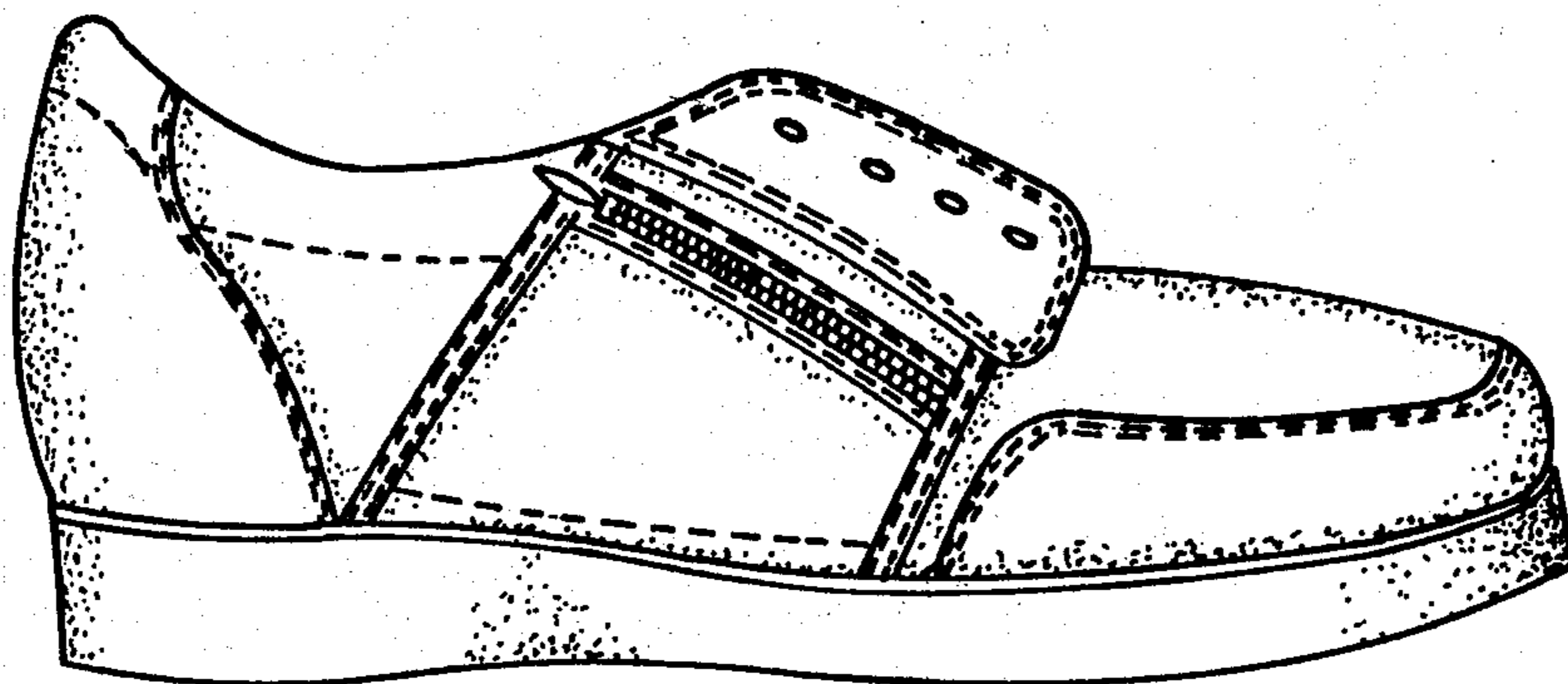
Primary Examiner—Nelson C. Holtje
Attorney, Agent, or Firm—Paul M. Denk

[57] CLAIM

The ornamental design for the casual shoe with pocket, as shown and described.

DESCRIPTION

FIG. 1 is a left side elevational view of a casual shoe with pocket showing my new design; the right side being similar but without the pocket; FIG. 2 is a top plan view thereof; FIG. 3 is a bottom plan view thereof; FIG. 4 is a left side elevational view of a second embodiment of my new design of FIGS. 1-3, the right side being similar but without the pocket; FIG. 5 is a top plan view of FIG. 4, the bottom plan view being identical to FIG. 3; FIG. 6 is a left side elevational view of a third embodiment of my new design of FIGS. 1-3, the right side being similar but without the pocket, and the bottom plan view being identical to FIG. 3; FIG. 7 is a left side elevational view of a fourth embodiment of my new design of FIGS. 1-3, the right side being similar but without the pocket; FIG. 8 is a top plan view of FIG. 7, the bottom plan view being identical to FIG. 3; FIG. 9 is a left side elevational view of a fifth embodiment of my new design of FIGS. 1-3, the right side being similar but without the pocket; FIG. 10 is a top plan view of FIG. 9, the bottom plan view being identical to FIG. 3; FIG. 11 is a left side elevational view of a sixth embodiment of my new design of FIGS. 1-3, the right side being similar but without the pocket, and the bottom plan view being identical with FIG. 3; FIG. 12 is a left side elevational view of a seventh embodiment of my new design of FIGS. 1-3, the right side being similar but without the pocket, and the bottom plan view being identical with FIG. 3; FIG. 13 is a left side elevational view of an eighth embodiment of my new design of FIGS. 1-3, the right side being similar, but without the pocket, and the bottom plan view being identical to FIG. 3; and FIG. 14 is a left side elevational view of a ninth embodiment of my new design of FIGS. 1-3, the right side being similar, but without the pocket, and the bottom plan view being identical with FIG. 3.



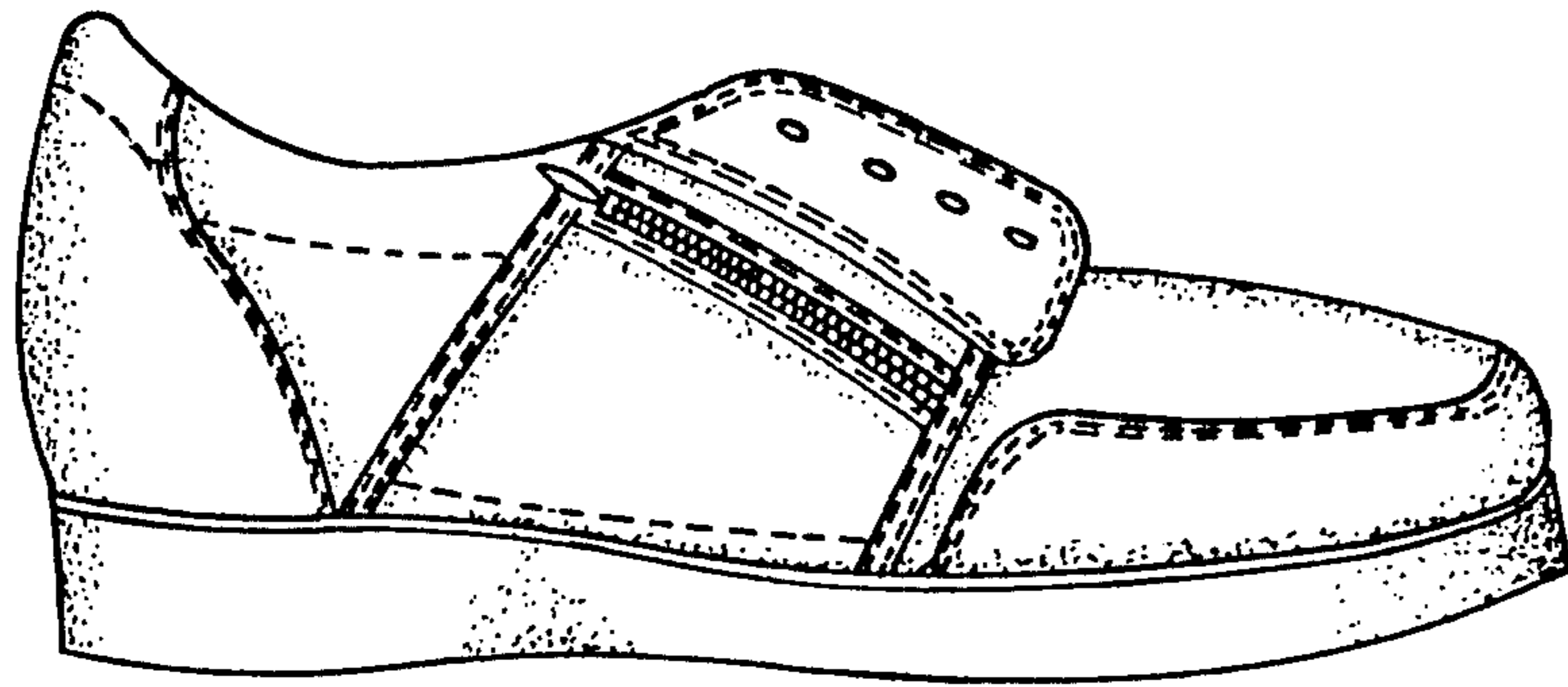


FIG. 1.

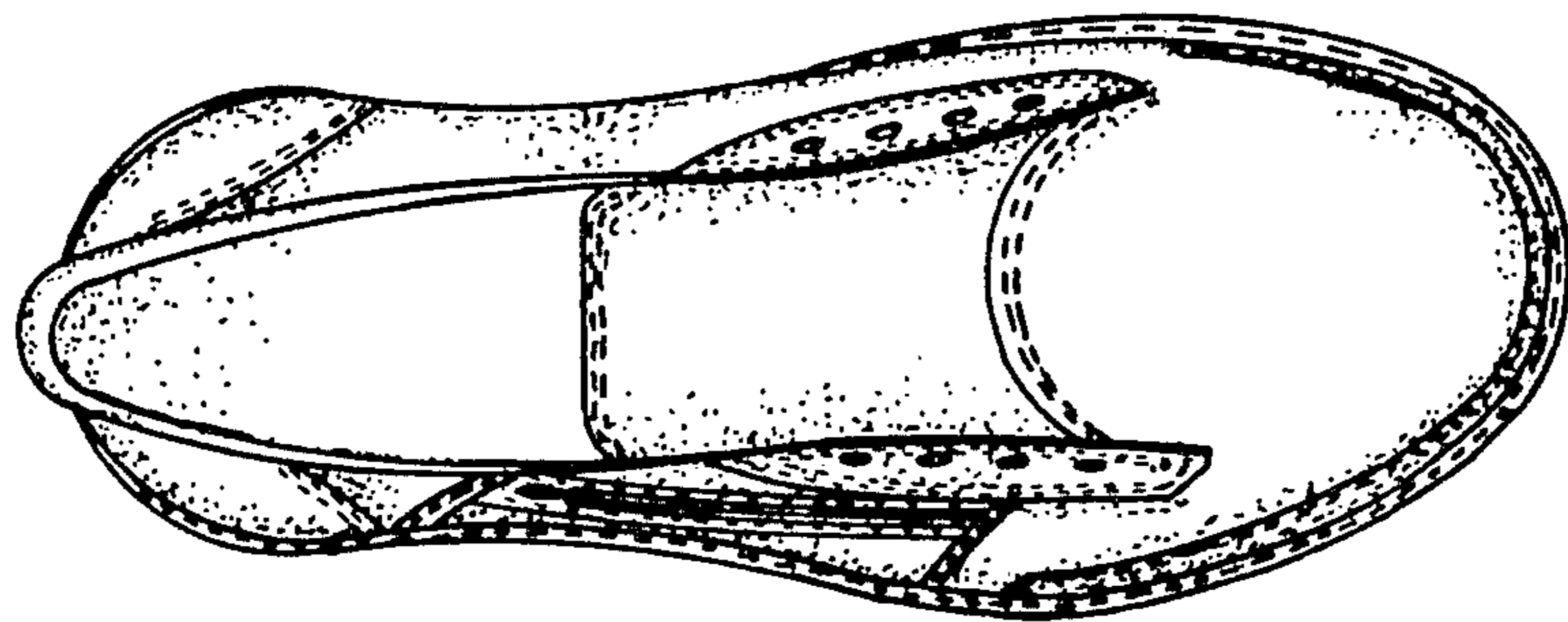


FIG. 2.

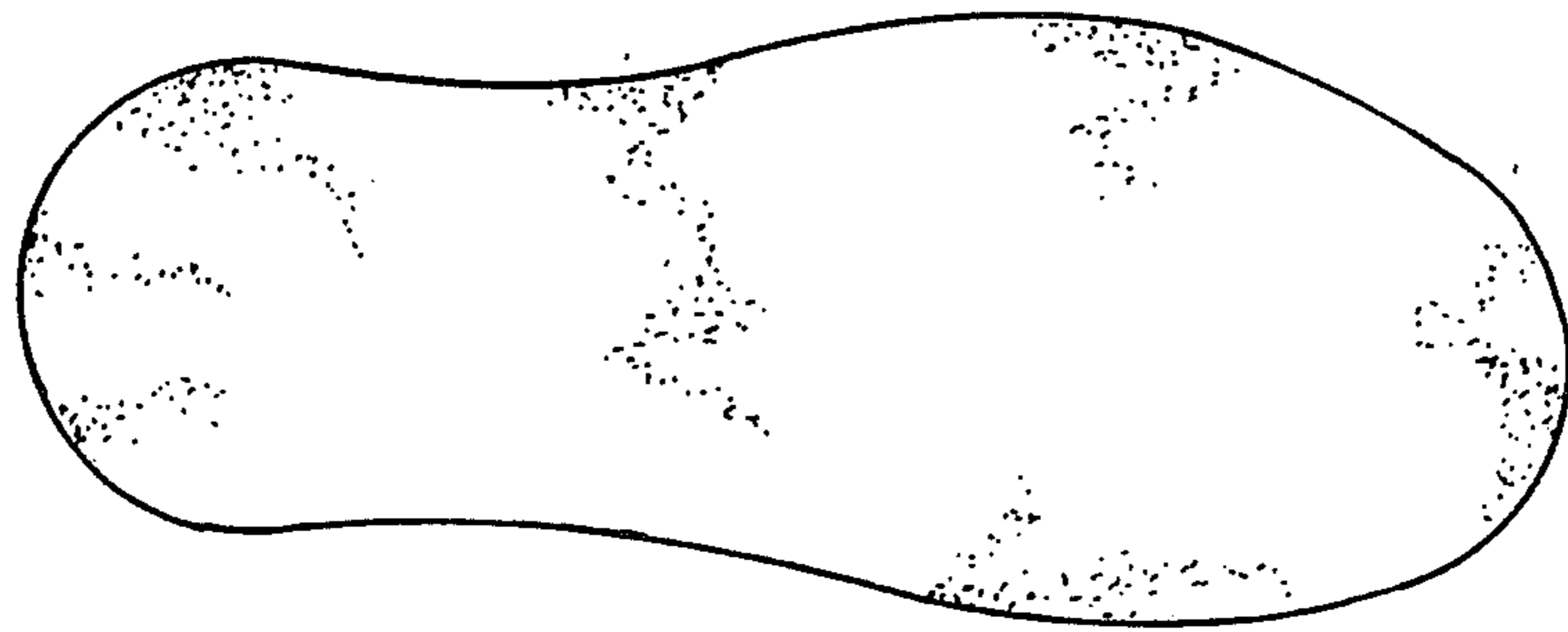


FIG. 3.

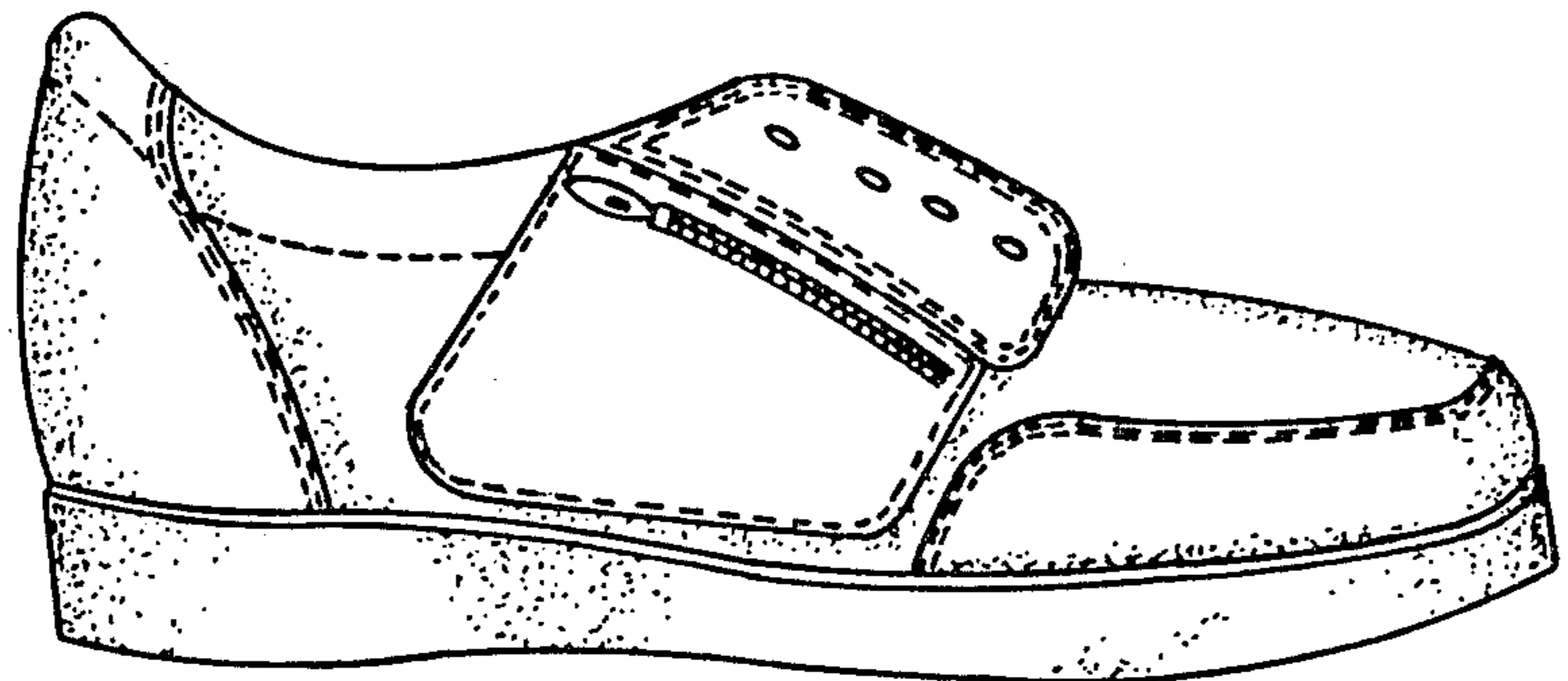


FIG. 4.

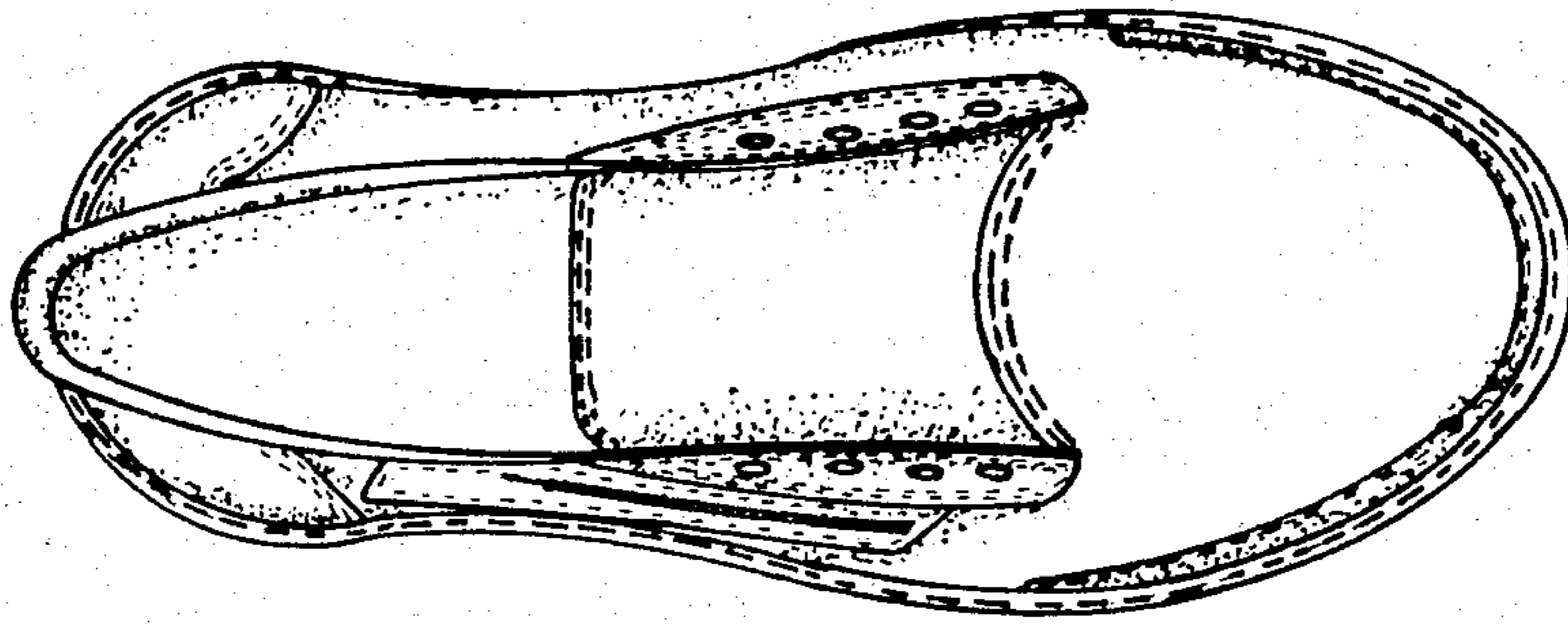


FIG. 5




FIG. 6




FIG. 7

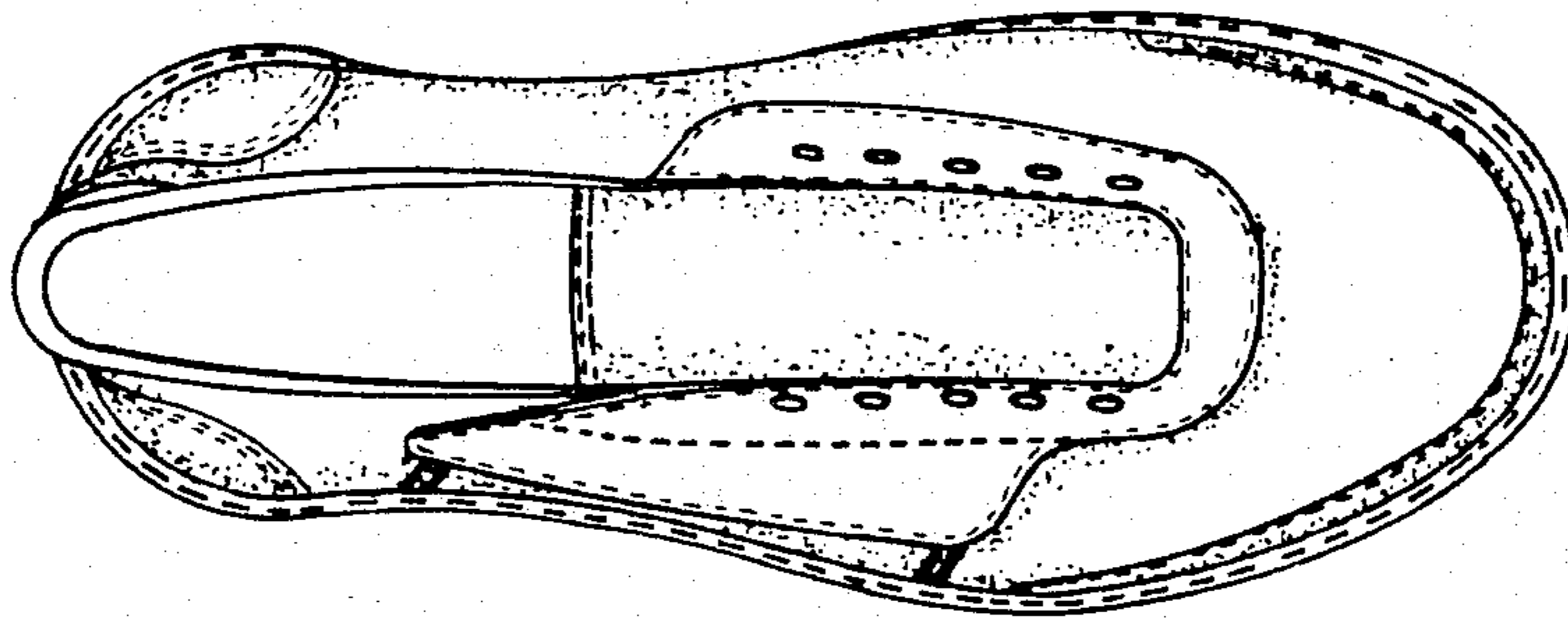


FIG. 8




FIG. 9

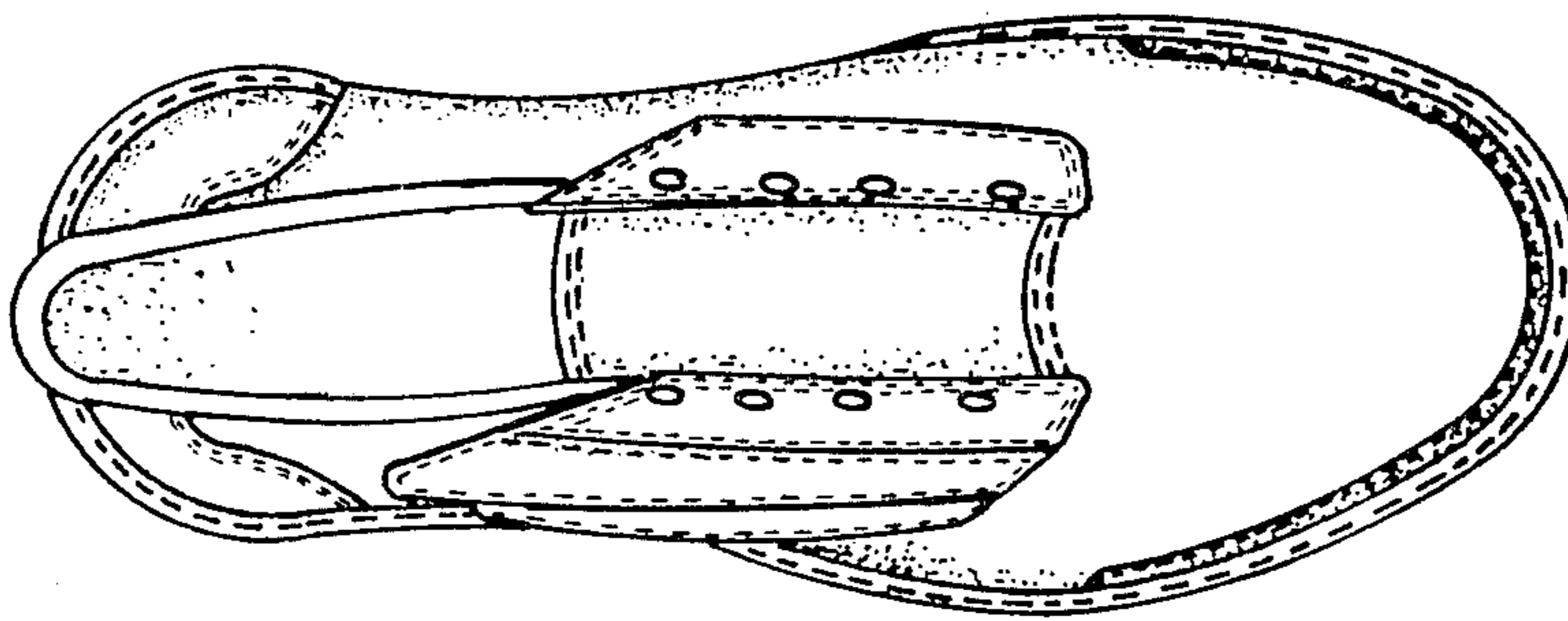


FIG. 10




FIG. 11




FIG. 12




FIG. 13

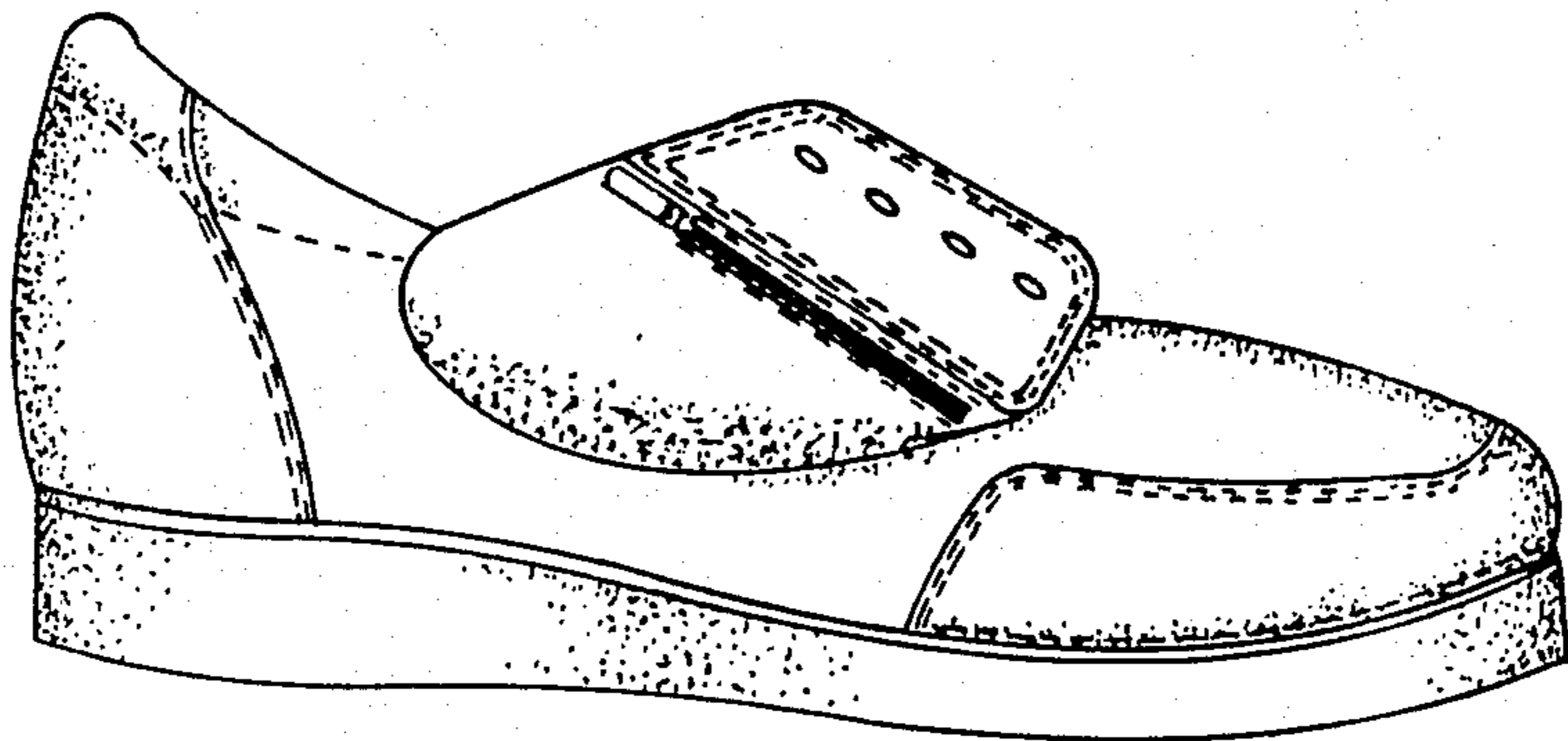


FIG. 14