

United States Patent [19]

Murphy

[11] Patent Number: **Des. 279,457**

[45] Date of Patent: **** Jul. 2, 1985**

[54] **CLOCK**

[76] Inventor: **Charles F. Murphy**, 3384 S. Robertson Blvd., Los Angeles, Calif. 90027

[**] Term: **14 Years**

[21] Appl. No.: **498,894**

[22] Filed: **May 27, 1983**

[52] U.S. Cl. **D10/22; D10/125; D10/127**

[58] Field of Search **D10/1, 2, 21-26, D10/122-126, 30, 39; 368/220-221, 223, 228, 231, 276-278, 280-282, 285**

[56] **References Cited**

U.S. PATENT DOCUMENTS

- D. 146,101 12/1946 Gardner D10/126 X
- D. 178,631 9/1956 Bloch D10/124
- D. 181,620 12/1957 Bloch D10/126
- D. 199,193 9/1964 Escalante D10/6
- D. 204,613 5/1966 Meisner D10/22

- D. 205,299 7/1966 Escalante D10/6
- 2,886,942 5/1959 Stucky 368/233
- 3,595,009 7/1971 Pakter D10/126 X
- 3,701,252 10/1972 Okamoto 368/80

OTHER PUBLICATIONS

European Jeweler—9/77—p. 45—Watches & Dials at bottom.

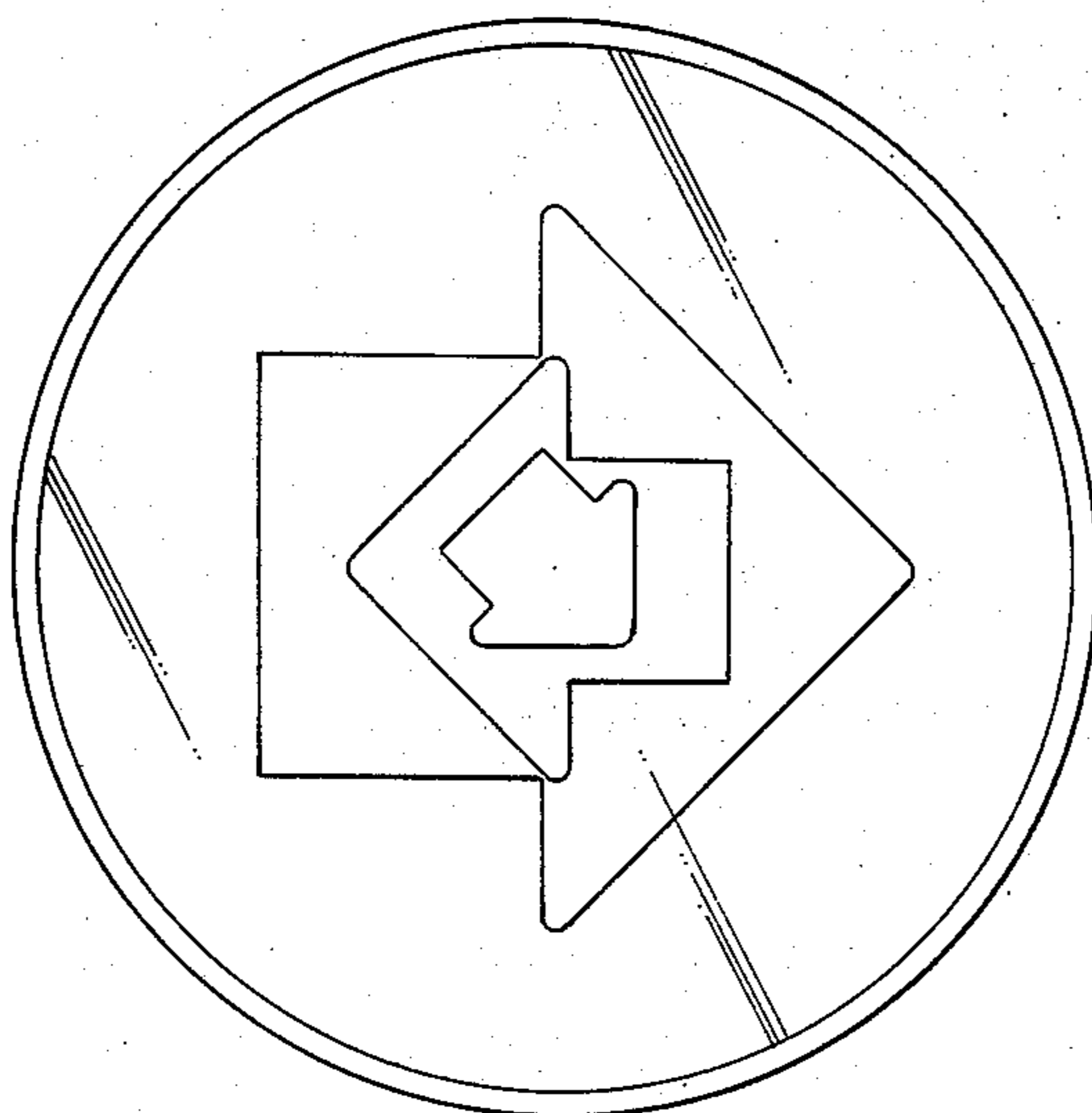
Primary Examiner—Nelson C. Holtje
Attorney, Agent, or Firm—Blakely, Sokoloff, Taylor & Zafman

[57] CLAIM

The ornamental design for a clock, as shown and described.

DESCRIPTION

FIG. 1 is a front elevational view of a clock showing my new design, the rear being flat, plain and unornamented; FIG. 2 is a typical side elevational view thereof; FIG. 3 is a front elevational view thereof with the hands in a position different from that of FIG. 1.






Fig. 1

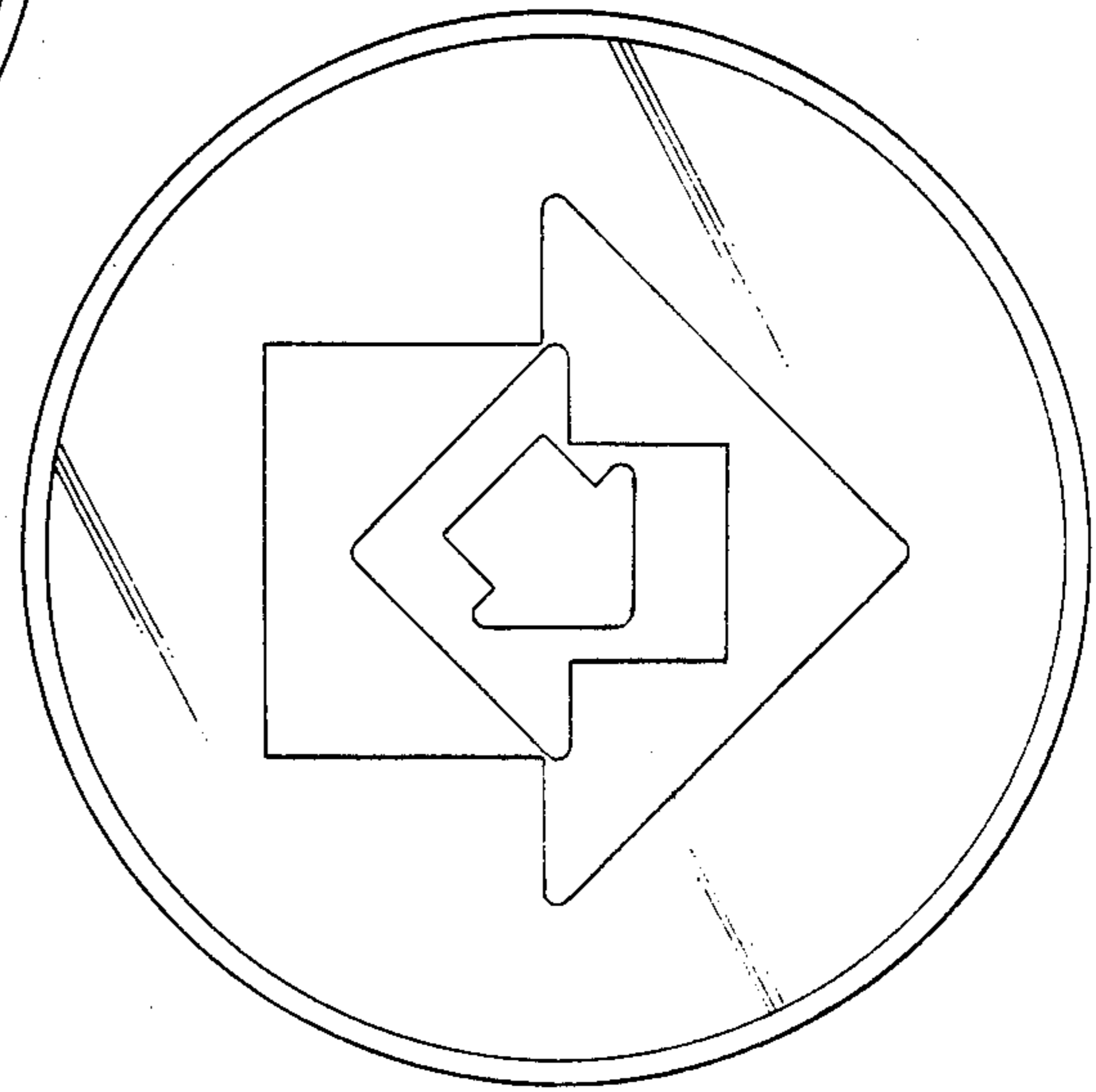


Fig. 3




Fig. 2