

[54] BALL POINT WRITING INSTRUMENT

[75] Inventors: Thomas W. Hillebrand; Clemens A. Sonntag, both of Janesville, Wis.

[73] Assignee: Parker Pen Company, Janesville, Wis.

[\*\*] Term: 14 Years

[21] Appl. No.: 529,409

[22] Filed: Sep. 6, 1983

[52] U.S. Cl. .... D19/51; D19/56

[58] Field of Search ..... D19/35, 36, 41-51, D19/54-57

[56] References Cited

U.S. PATENT DOCUMENTS

|            |         |            |       |        |
|------------|---------|------------|-------|--------|
| D. 140,151 | 1/1945  | Winter     | ..... | D19/49 |
| D. 226,338 | 2/1973  | Tailer     | ..... | D19/51 |
| D. 229,110 | 11/1973 | Barcellona | ..... | D19/43 |
| D. 265,740 | 8/1982  | Pook       | ..... | D19/51 |
| D. 270,547 | 9/1983  | Bajusz     | ..... | D19/51 |
| 4,389,132  | 6/1983  | Valadez    | ..... | D19/51 |

OTHER PUBLICATIONS

Parker Circular #9086-R1, 9/61 Custom Model.

Primary Examiner—George P. Word

Attorney, Agent, or Firm—Edmond T. Patnaude

[57] CLAIM

The ornamental design for a ball point writing instrument, substantially as shown and described.

DESCRIPTION

FIG. 1 is a front elevational view of a ball point writing instrument showing our new design;

FIG. 2 is a left end elevational view thereof;

FIG. 3 is a right end elevational view thereof;

FIG. 4 is a top plan view thereof;

FIG. 5 is a front elevational view thereof shown in the writing condition with the cap placed on the opposite end and the writing tip exposed;

FIG. 6 is a right end elevational view of FIG. 5; and

FIG. 7 is an exploded perspective view of the writing instrument shown in FIG. 1, the cap being removed to expose the ball point writing tip.





FIG. 1



FIG. 4



FIG. 5




FIG. 2



FIG. 6



FIG. 3



