

[54] CRT DISPLAY CABINET

[75] Inventors: Donald M. Genaro, Haworth; Alvin R. Tilley, Red Bank, both of N.J.

[73] Assignee: AT&T Teletype Corporation, Skokie, Ill.

[*] Notice: The portion of the term of this patent subsequent to Jan. 24, 1998 has been disclaimed.

[**] Term: 14 Years

[21] Appl. No.: 433,605

[22] Filed: Oct. 8, 1982

[52] U.S. Cl. D14/113

[58] Field of Search D14/100, 106, 113, 107, D14/54, 70, 81, 82, 83; 358/254; 340/700, 711, 720

[56] References Cited

U.S. PATENT DOCUMENTS

D. 272,354 1/1984 Genaro et al. D14/113

OTHER PUBLICATIONS

Datamation, 8-1981, p. 140, Datagraphix® Display Terminal.


Primary Examiner—Susan J. Lucas
Attorney, Agent, or Firm—A. A. Tirva

[57] CLAIM

The ornamental design for a CRT display cabinet, substantially as shown and described.

DESCRIPTION

FIG. 1 is a front, top and left side perspective view of a CRT display cabinet showing our new design; FIG. 2 is a left side elevational view thereof; FIG. 3 is a right side elevational view thereof; FIG. 4 is a top plan view thereof; and FIG. 5 is a rear elevational view thereof.






FIG. 1




FIG. 5




FIG. 2

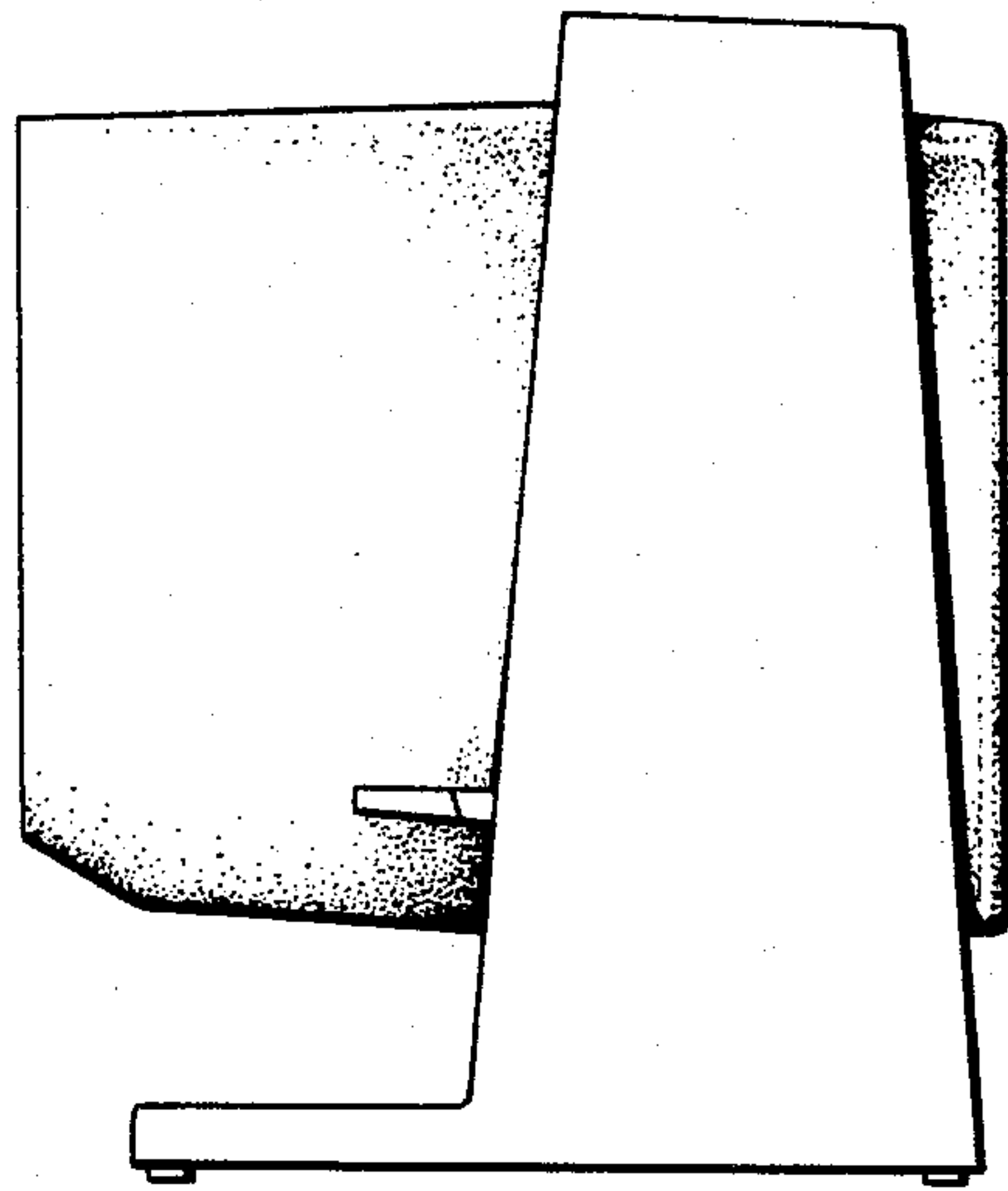


FIG. 3




FIG. 4