

[54] BASEBOARD DRAINAGE COLLECTING CHANNEL

[76] Inventor: Michael F. Smith, P.O. Box 1016, Cumming, Ga. 30130

[**] Term: 14 Years

[21] Appl. No.: 432,992

[22] Filed: Sep. 28, 1982

[52] U.S. Cl. D25/74

[58] Field of Search 52/169.5, 274, 287; 49/61; D25/70, 73, 74, 75, 76

[56] References Cited

U.S. PATENT DOCUMENTS

- 2,717,513 9/1955 Smart .
- 3,304,672 2/1967 Bakke .
- 3,332,185 7/1967 Adams .
- 3,344,569 10/1965 Cotten .
- 3,850,193 11/1974 Guzzo .
- 3,975,467 8/1976 Beck .
- 4,075,800 2/1978 Molick .

- 4,185,429 1/1980 Mendola .
- 4,265,064 5/1981 Parezo .

OTHER PUBLICATIONS

Bethlehem Steel Co. Catalog 144, ©1937, p. 104, Item M1320.

Primary Examiner—A. Hugo Word
Attorney, Agent, or Firm—Jones & Askew

[57] CLAIM

The ornamental design for the baseboard drainage collecting channel, substantially as shown and described.

DESCRIPTION

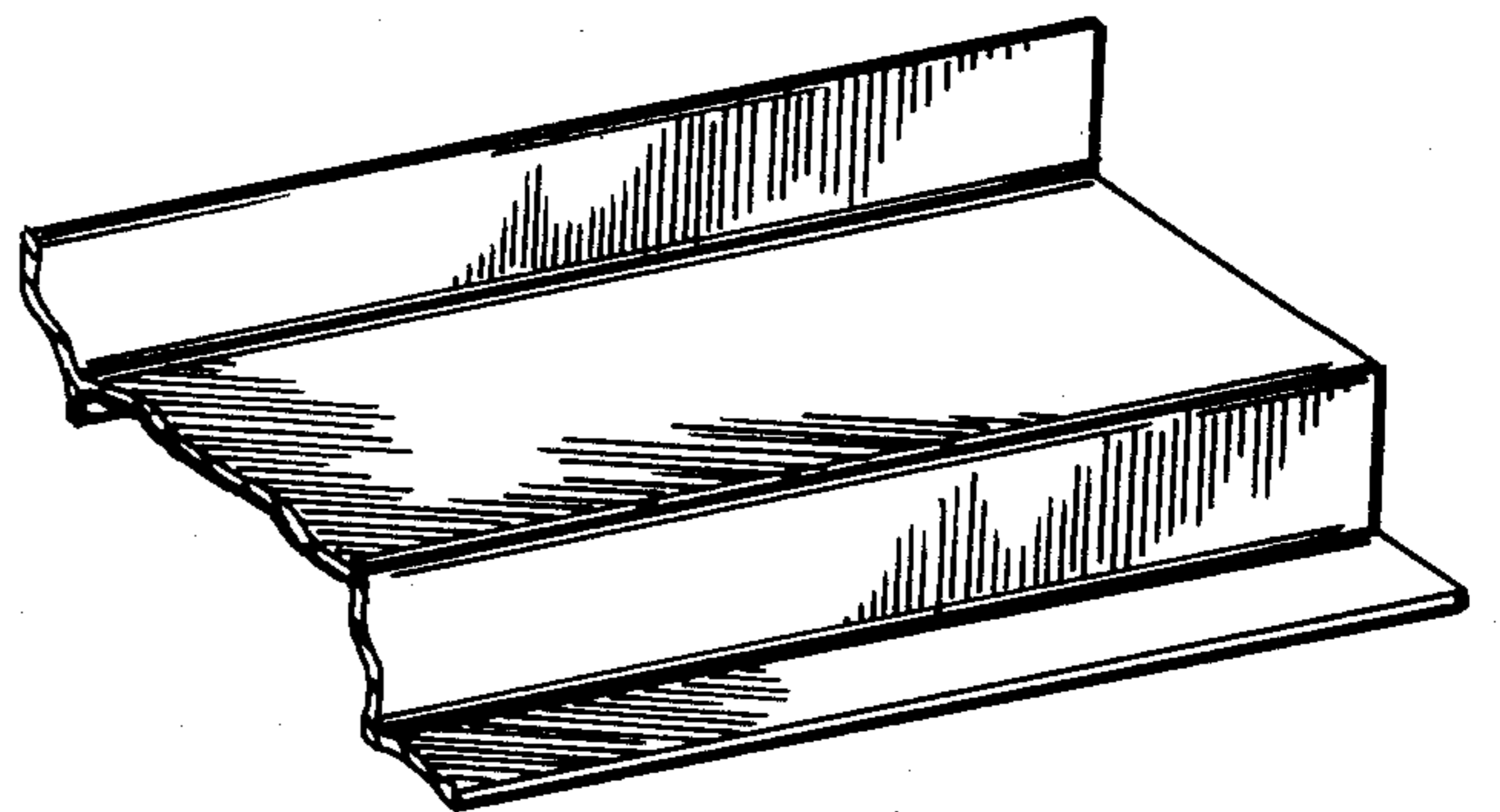
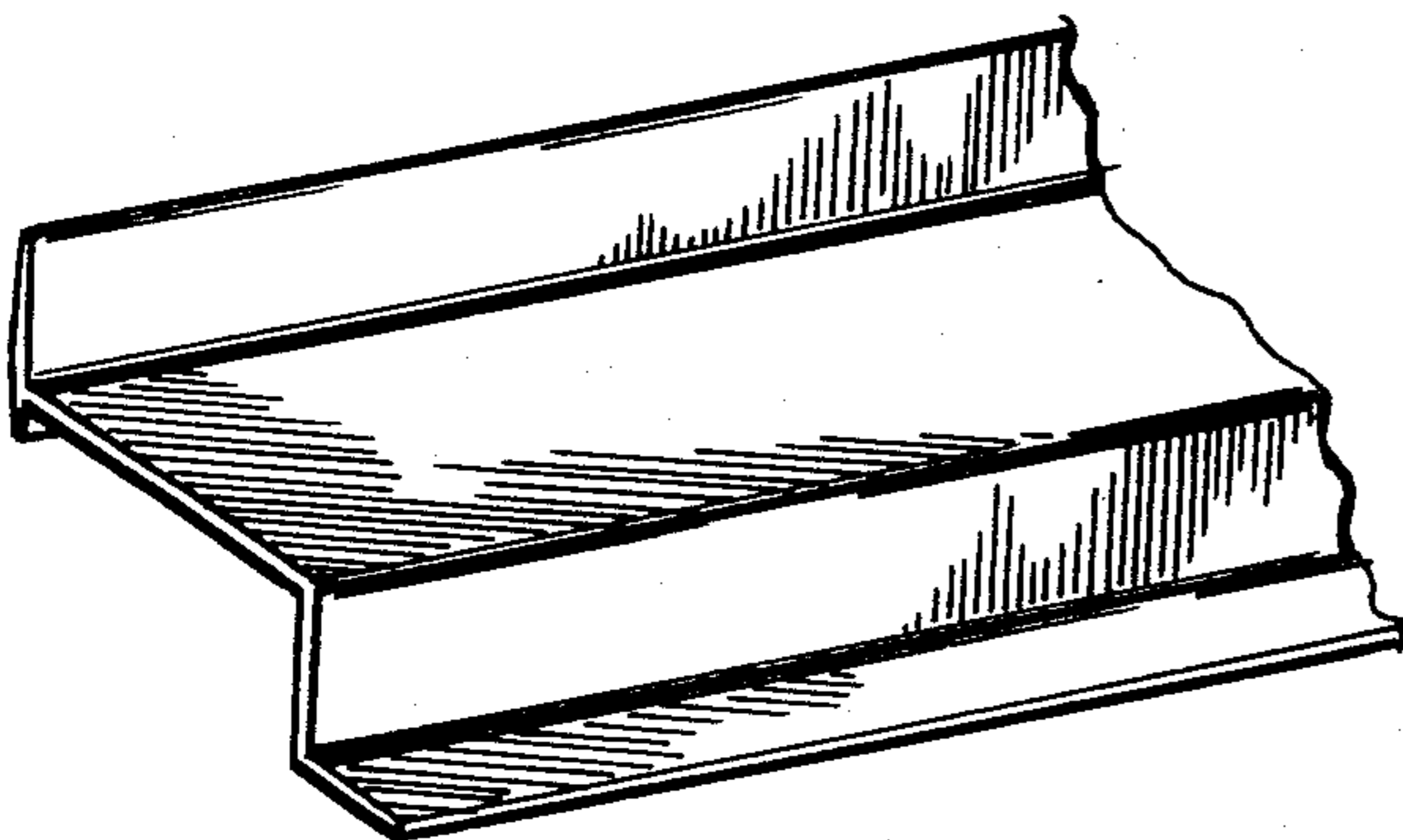
FIG. 1 is a perspective view of my baseboard drainage collecting channel, the channel being depicted broken to denote indeterminate length.

FIG. 2 is an end view thereof, seen from the right of FIG. 1.

FIG. 3 is a bottom plan view thereof.

FIG. 4 is a top plan view thereof.

FIG. 5 is a front elevation view thereof, the rear elevation view being substantially the same.






Fig. 1

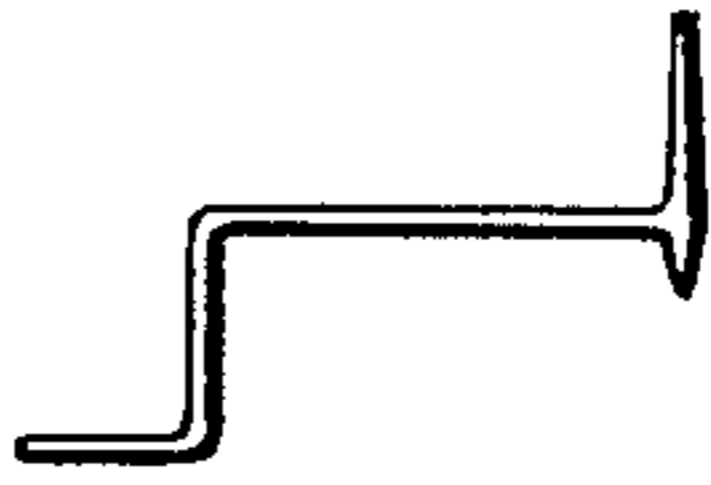


Fig. 2

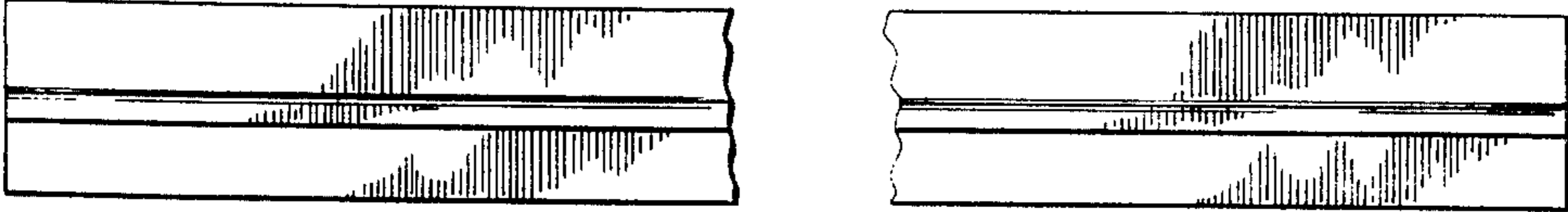


Fig. 3




Fig. 4

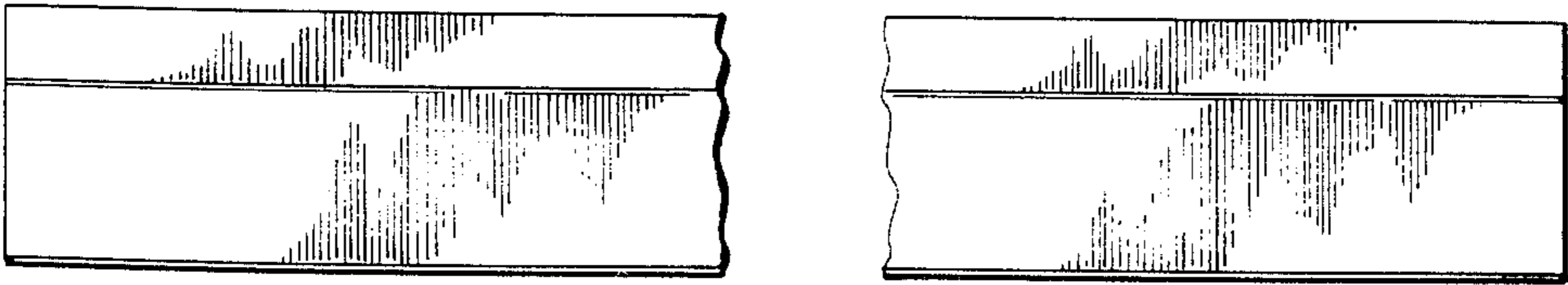


Fig. 5