

[54] PNEUMATIC TIRE TREAD AND BUTTRESS

[75] Inventor: John A. Hutz, Orchard Lake, Mich.

[73] Assignee: Uniroyal, Inc., Middlebury, Conn.

[**] Term: 14 Years

[21] Appl. No.: 523,803

[22] Filed: Aug. 16, 1983

[52] U.S. Cl. D12/149

[58] Field of Search D12/146-151;
152/209 R, 209 A, 209 B, 209 NT, 209 WT,
209 D

[56] References Cited

U.S. PATENT DOCUMENTS

D. 203,961	3/1966	Benson	D90/20
D. 228,636	10/1973	Vizina, Jr.	D12/149
D. 239,273	3/1976	Senger	D12/136
D. 243,448	2/1976	Senger	D12/136

D. 259,191 5/1981 Candiliotis D12/146

Primary Examiner—James M. Gandy
Attorney, Agent, or Firm—Jack Posin

[57] CLAIM

The ornamental design for a pneumatic tire tread and buttress, as shown and described.

DESCRIPTION

FIG. 1 is a perspective view, partly schematic, of a pneumatic tire tread and buttress embodying my new design, it being understood that the pattern is repeated throughout the circumference of the tread and buttress, as shown schematically by solid lines, and that the buttress pattern is repeated on the opposite side; FIG. 2 is an enlarged, fragmentary developmental plan view of the tread and buttress of FIG. 1; and FIG. 3 is an enlarged sectional view of the tread and buttress, taken substantially as indicated by line 3—3 of FIG. 2.

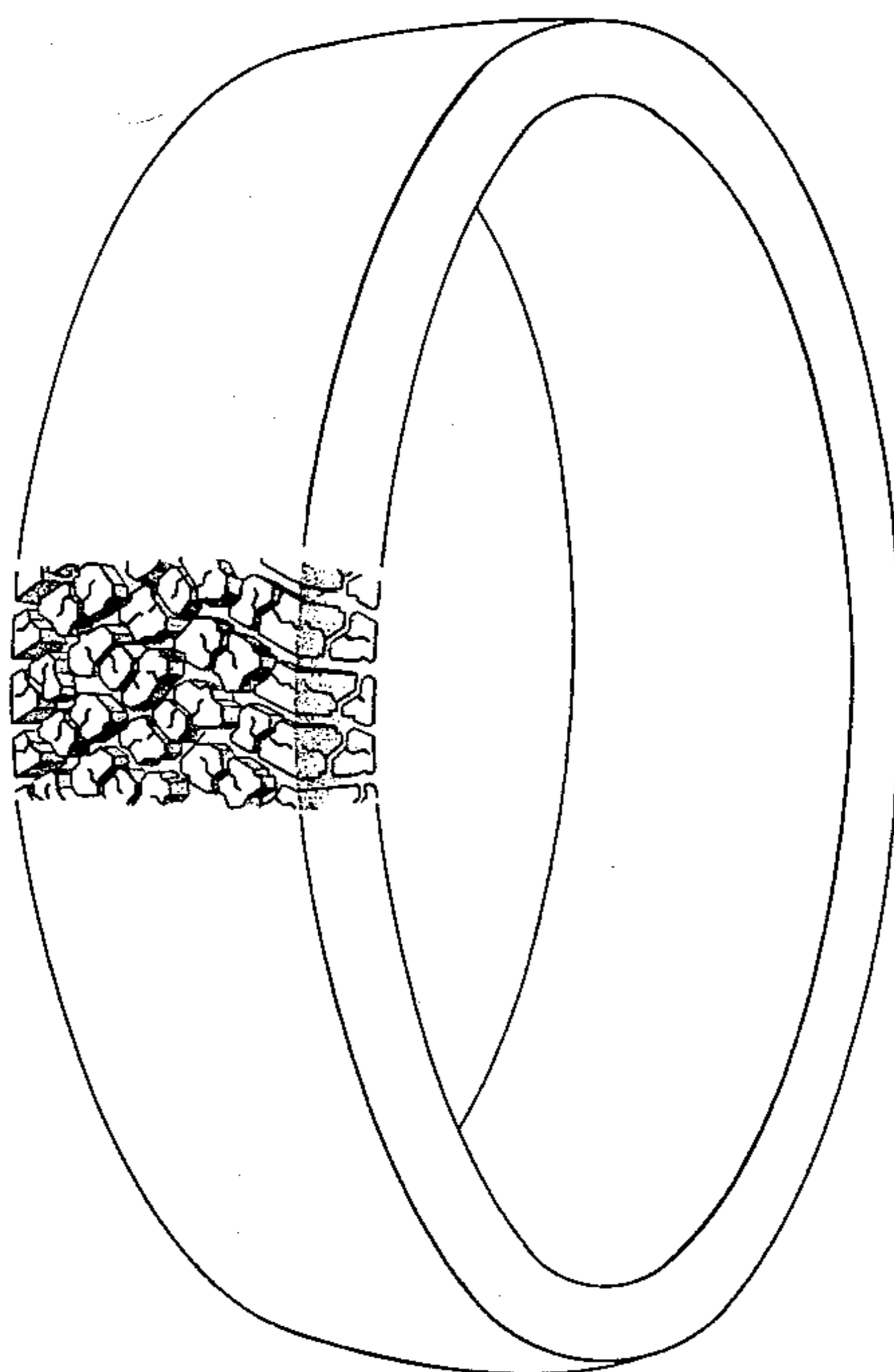


Fig. 1.

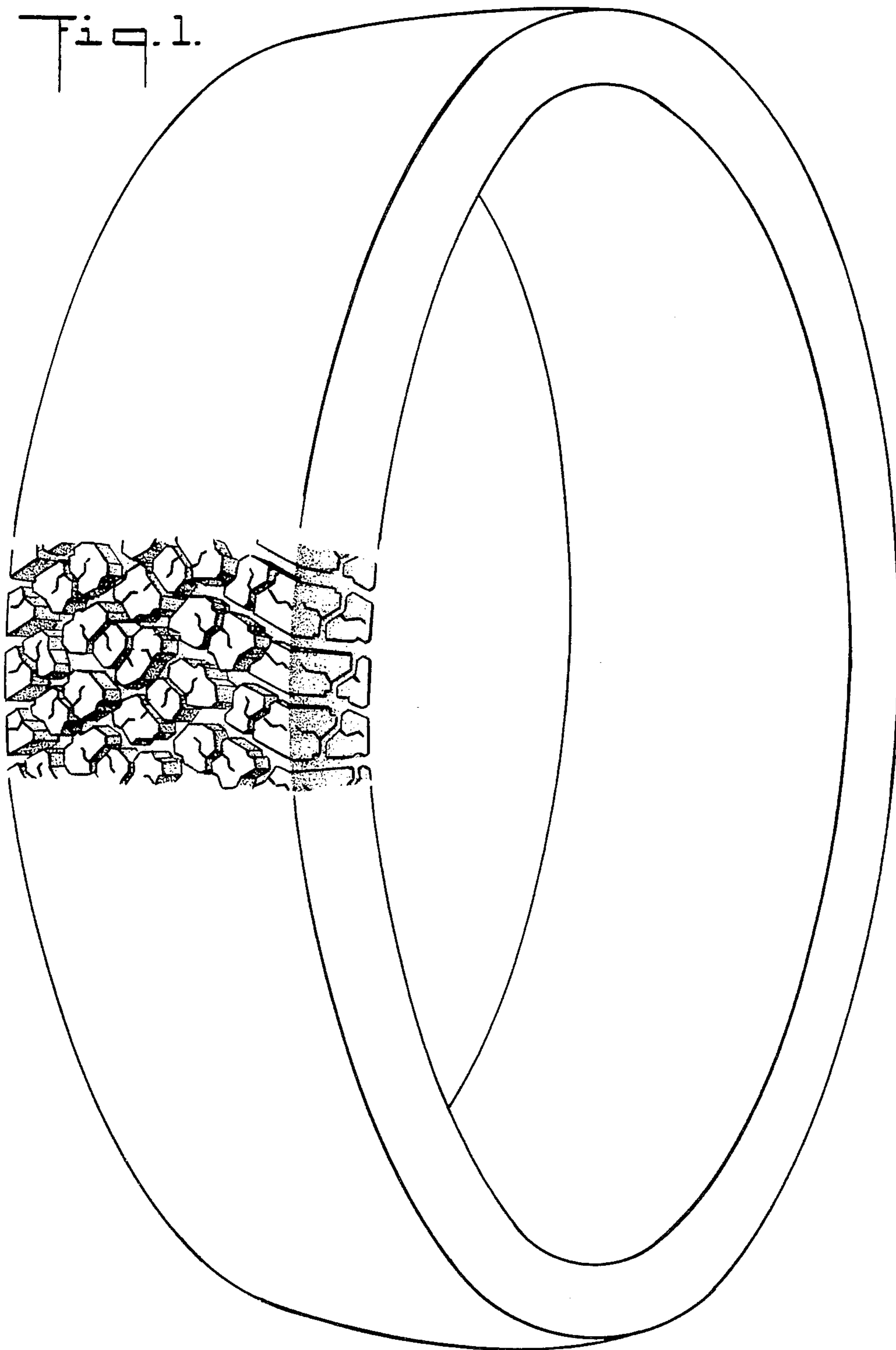



Fig. 2.



m ←

← n

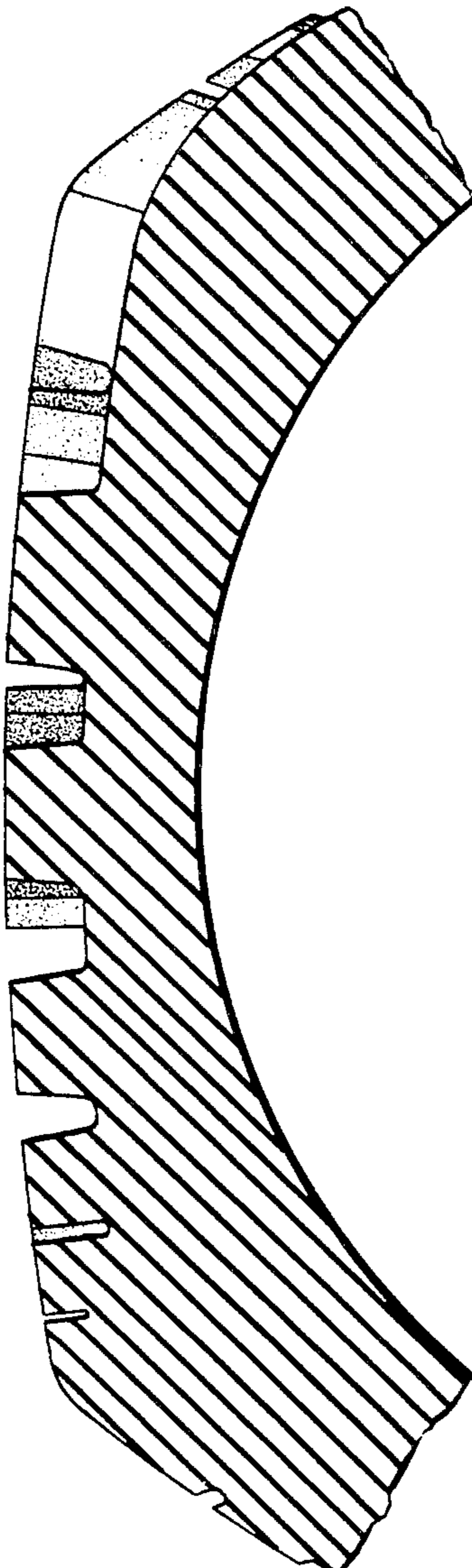


Fig. 3.