

[54] **WATERING CAN**

[75] **Inventor: Arthur R. Carlson, Melbourne, Australia**

[73] **Assignee: Brian Davis and Company Proprietary Limited, Scoresby, Australia**

[**] **Term: 14 Years**

[21] **Appl. No.: 490,308**

[22] **Filed: May 2, 1983**

[30] **Foreign Application Priority Data**

Nov. 12, 1982 [AU] Australia 2127/82
Nov. 12, 1982 [AU] Australia 2129/82
Nov. 12, 1982 [AU] Australia 2130/82
Nov. 12, 1982 [AU] Australia 2131/82
Nov. 12, 1982 [AU] Australia 2132/82

[52] **U.S. Cl. D23/11**

[58] **Field of Search D23/11; D32/53; D7/312, D7/318, 320; 239/375-379, 390, 391; 222/565, 567, 572, 573**

[56] **References Cited**

U.S. PATENT DOCUMENTS

D. 241,032 8/1976 Burke et al. D23/11

D. 256,152 7/1980 Darnell D23/11
D. 266,018 8/1982 Dilyard D23/11
453,530 6/1891 Baker et al. 239/391 X
1,702,523 2/1929 Schafer 239/377
3,648,933 3/1972 Grotz 239/377

FOREIGN PATENT DOCUMENTS

569473 8/1958 Belgium 239/377
845467 8/1960 United Kingdom 239/377


Primary Examiner—James R. Largen
Attorney, Agent, or Firm—Trexler, Bushnell & Wolters, Ltd.

[57] **CLAIM**

The ornamental design for a watering can, as shown and described.

DESCRIPTION

FIG. 1 is a perspective view taken from the top, front and right side of a watering can showing my new design, with the spray nozzle in an operative position; FIG. 2 is a perspective view taken from the bottom, rear and right side thereof, with the curved spout in an operative position; and FIG. 3 is a perspective view taken from the top, front and right side thereof, the left side being a mirror image of the right side shown.



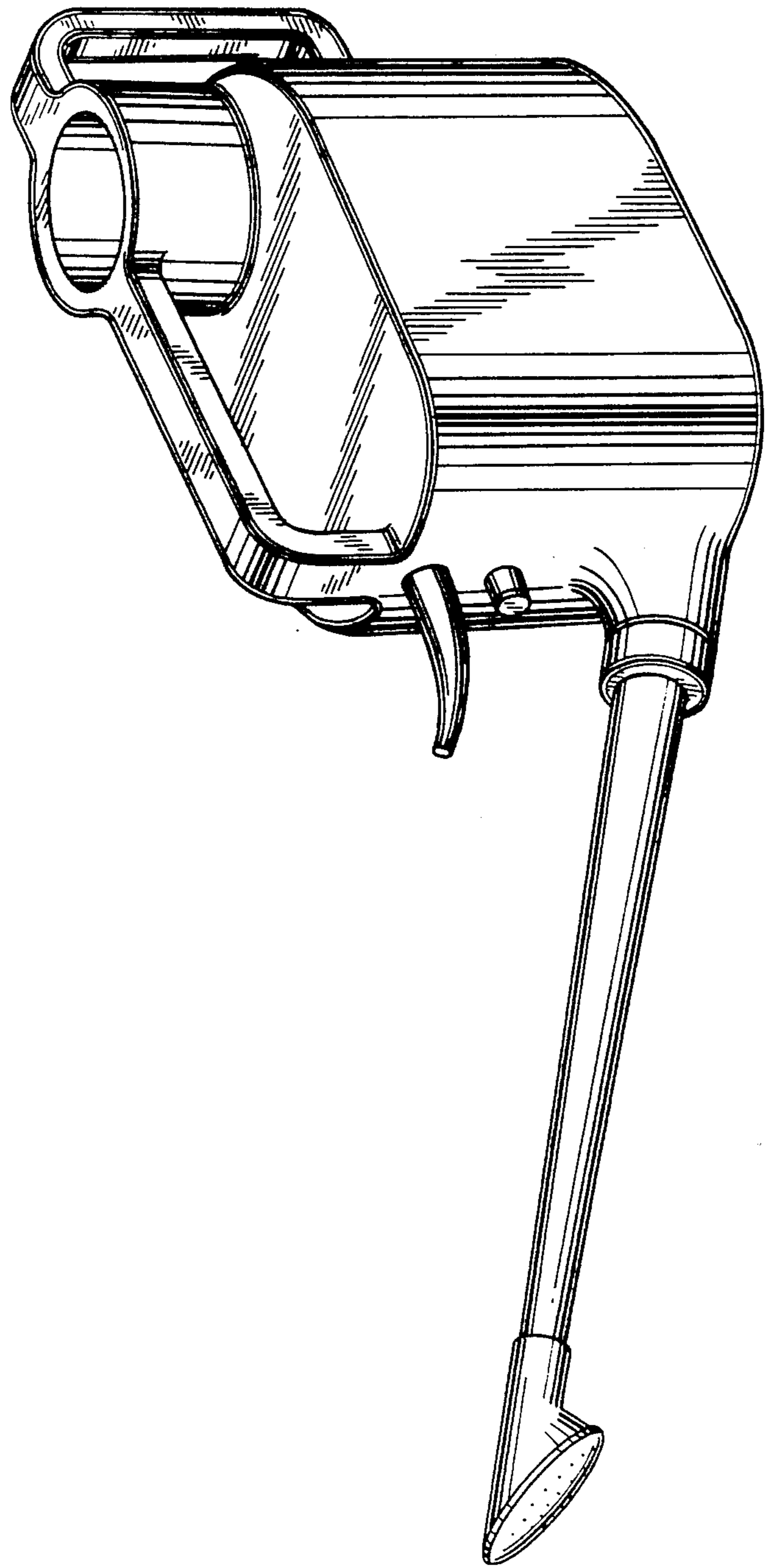


FIG. 1

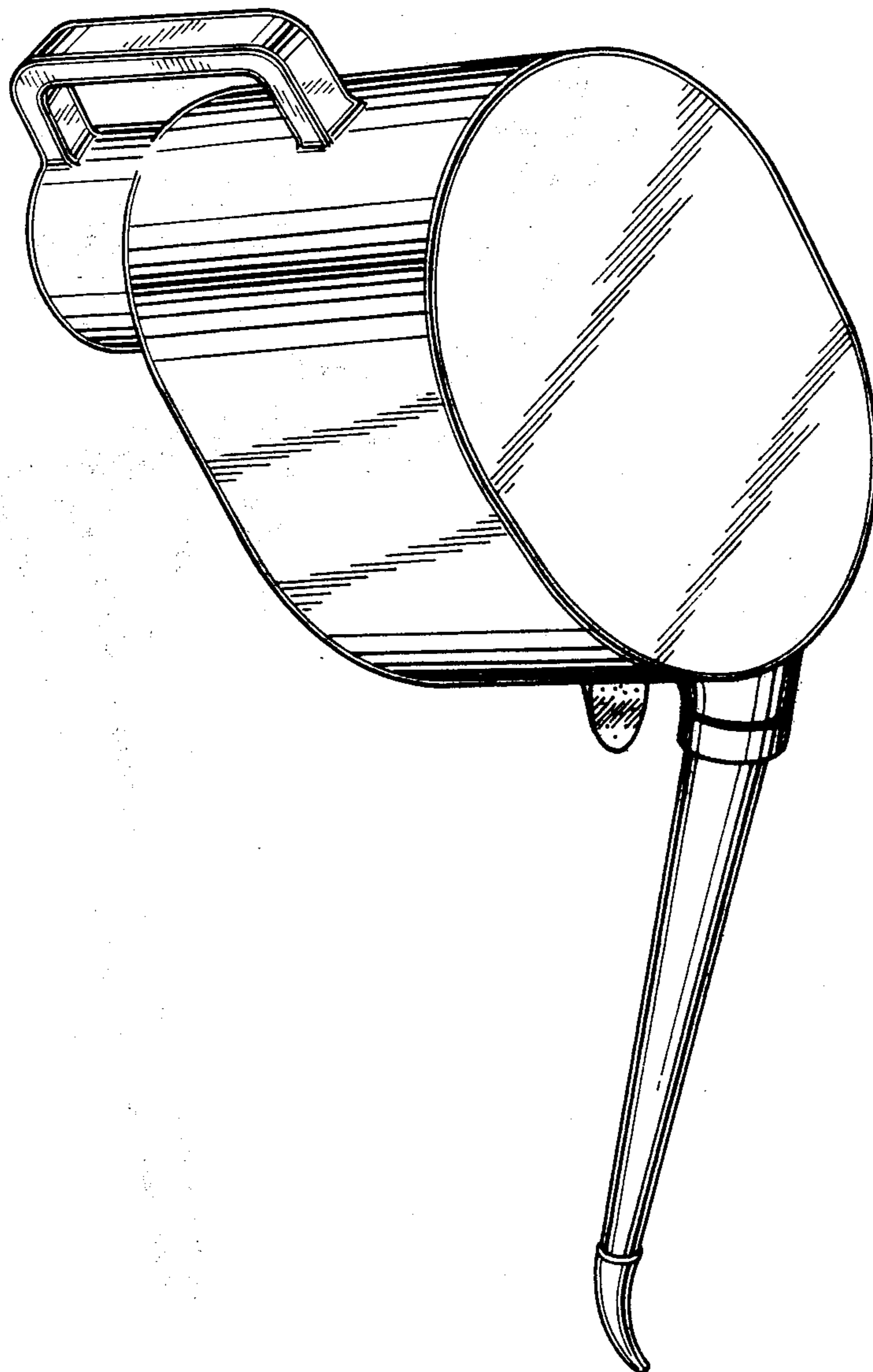


FIG.2

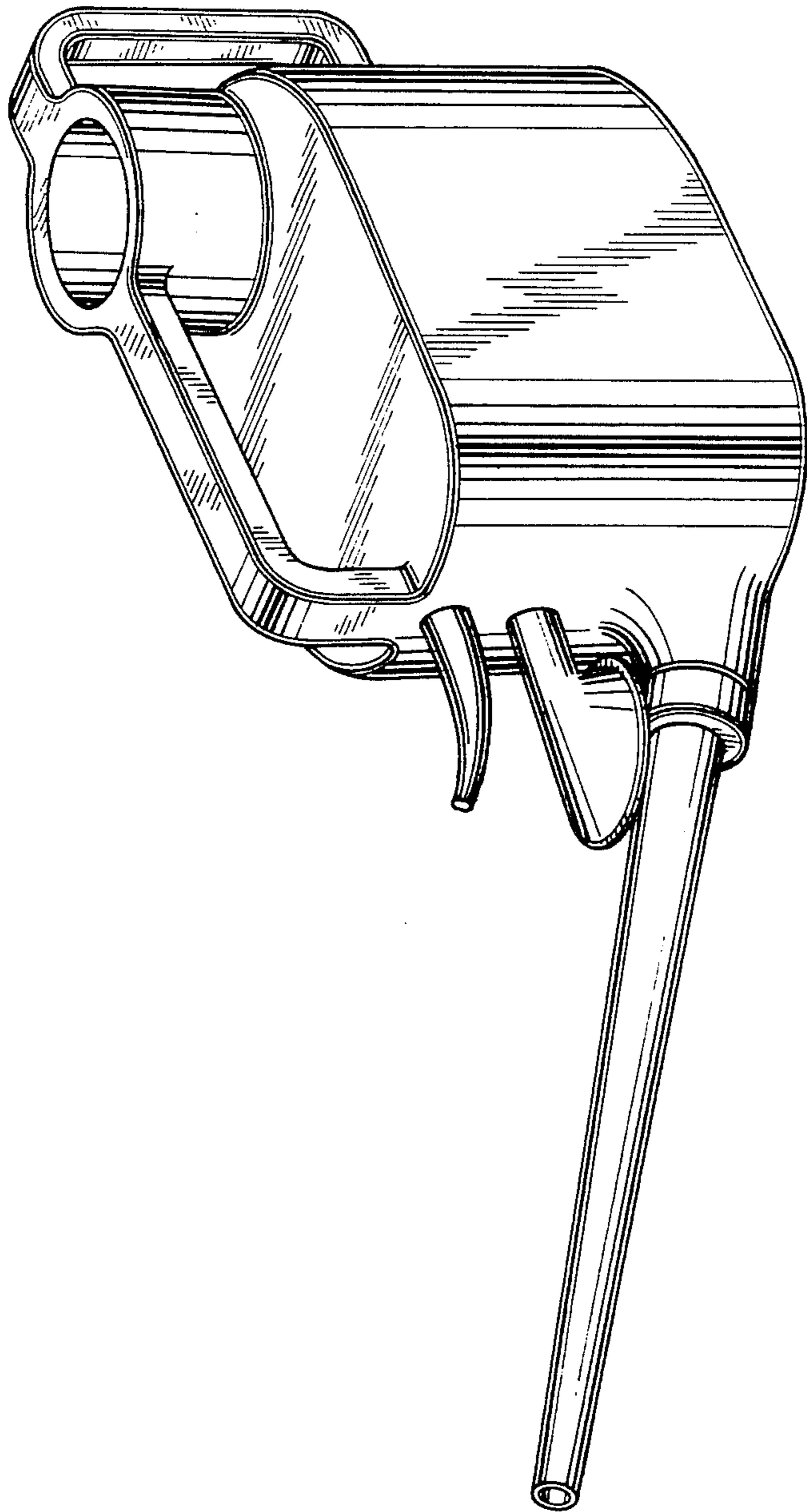


FIG. 3