

**United States Patent** [19]  
**Satake**

[11] **Patent Number: Des. 279,188**  
[45] **Date of Patent: \*\* Jun. 11, 1985**

[54] **DESK ELECTRONIC COMPUTER**

D. 250,430 11/1978 Nishiguchi ..... D18/7

[75] **Inventor: Noriko Satake, Osaka, Japan**

**OTHER PUBLICATIONS**

[73] **Assignee: Sharp Corporation, Osaka, Japan**

*The Office*, 1/82, p. 176, Desk-top Calculator QS-1183 at center.

[\*\*] **Term: 14 Years**

*Primary Examiner*—Louis S. Zarfes  
*Attorney, Agent, or Firm*—Flehr, Hohbach, Test, Albritton & Herbert

[21] **Appl. No.: 555,955**

[22] **Filed: Nov. 29, 1983**

[57] **CLAIM**

[30] **Foreign Application Priority Data**

The ornamental design for a desk electronic computer, as shown and described.

May 31, 1983 [JP] Japan ..... 58-23572

[52] **U.S. Cl. .... D14/100; D18/7**

**DESCRIPTION**

[58] **Field of Search .... D18/2, 7, 8, 11, 12, D18/13; D14/100, 107, 114, 115, 111; D21/13; 364/706-710; 200/5 A**


FIG. 1 is a perspective view of a desk electronic computer showing my new design;  
FIG. 2 is a top plan view thereof;  
FIG. 3 is a bottom plan view thereof;  
FIG. 4 is a front elevational view thereof;  
FIG. 5 is a rear elevational view thereof;  
FIG. 6 is a right side elevational view thereof; and  
FIG. 7 is a left side elevational view thereof.


[56] **References Cited**

**U.S. PATENT DOCUMENTS**


D. 228,915 10/1973 Ishii ..... D18/7

D. 233,442 10/1974 Saito ..... D18/7

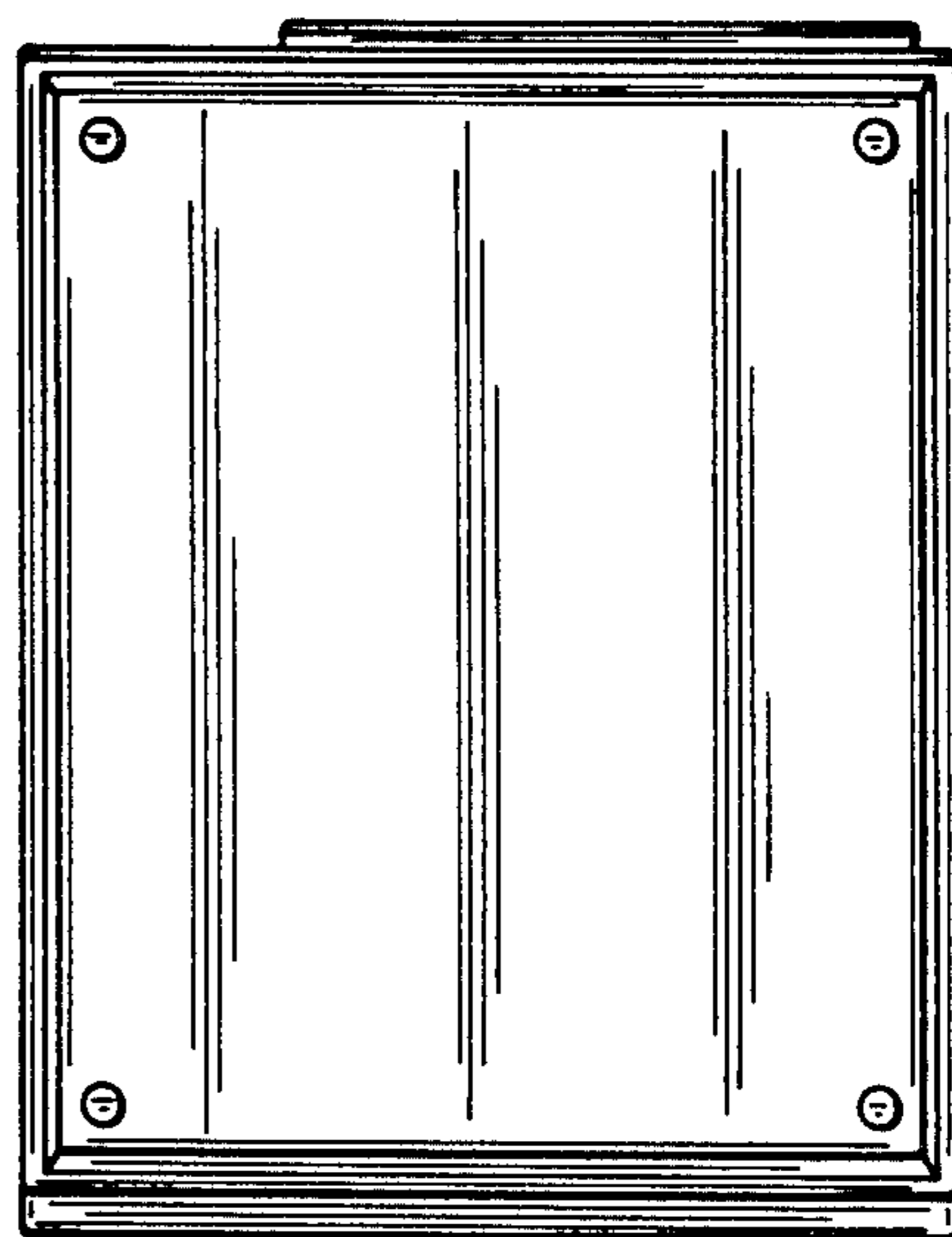





*FIG\_1*




*FIG\_2*




*FIG\_3*



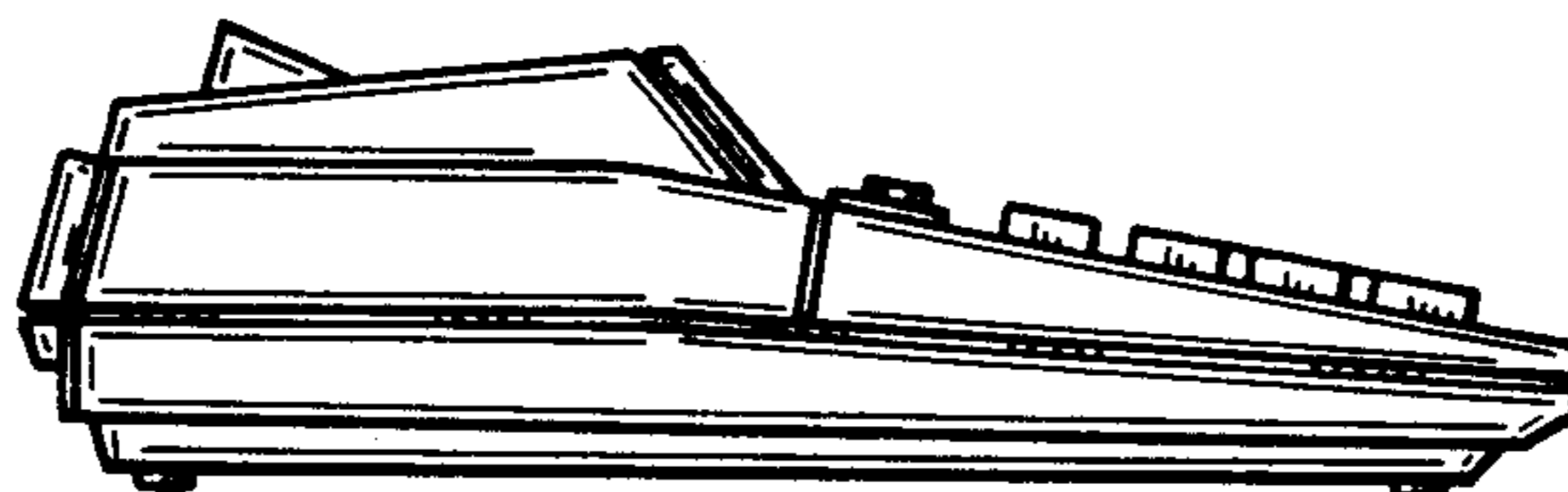
**FIG\_4**



**FIG\_5**



**FIG\_6**



**FIG\_7**