

[54] **COMBINED RATCHET WRENCH SOCKET  
NUT EJECTOR SPRING AND RETAINER**

[76] **Inventor: Howard D. Lye, 317 N. 16th East,  
Riverton, Wyo. 82501**

[\*\*] **Term: 14 Years**

[21] **Appl. No.: 403,559**

[22] **Filed: Jul. 30, 1982**

[52] **U.S. Cl. .... D8/25; D8/382;  
D8/499**

[58] **Field of Search ..... D8/25, 382, 499, 394,  
D8/395; 81/108 R, 185, DIG. 6, DIG. 11, 177  
G, 180 R, 60**

[56] **References Cited**

**U.S. PATENT DOCUMENTS**

3,638,519 2/1972 Rebold ..... 81/177 G  
4,285,254 8/1981 Romeo ..... 81/180 R  
4,307,632 12/1981 Penner ..... 81/177 G

**FOREIGN PATENT DOCUMENTS**

2041272 9/1980 United Kingdom ..... 81/180 R

**OTHER PUBLICATIONS**

Stock Springs Cat.; 1971; front cover; "Compression"  
Spring (left of center).

*Primary Examiner*—B. J. Bullock  
*Attorney, Agent, or Firm*—Max L. Wymore

[57] **CLAIM**

The ornamental design for a combined ratchet wrench  
socket nut ejector spring and retainer, as shown and  
described.

**DESCRIPTION**

FIG. 1 is an end view of the combined ratchet wrench  
socket nut ejector spring retainer showing my new  
design;


FIG. 2 is a view of the end opposite that shown in FIG.  
1;

FIG. 3 is a front view thereof;

FIG. 4 is a rear view thereof;

FIG. 5 is a top view thereof; and,

FIG. 6 is a bottom view thereof.



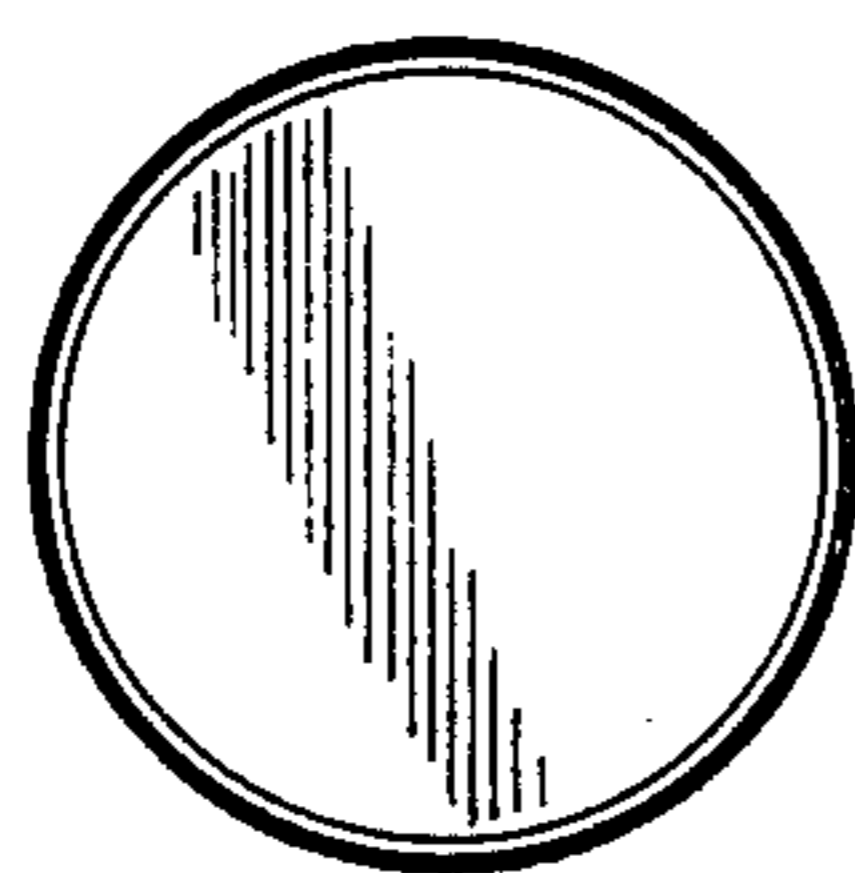


FIG. 1

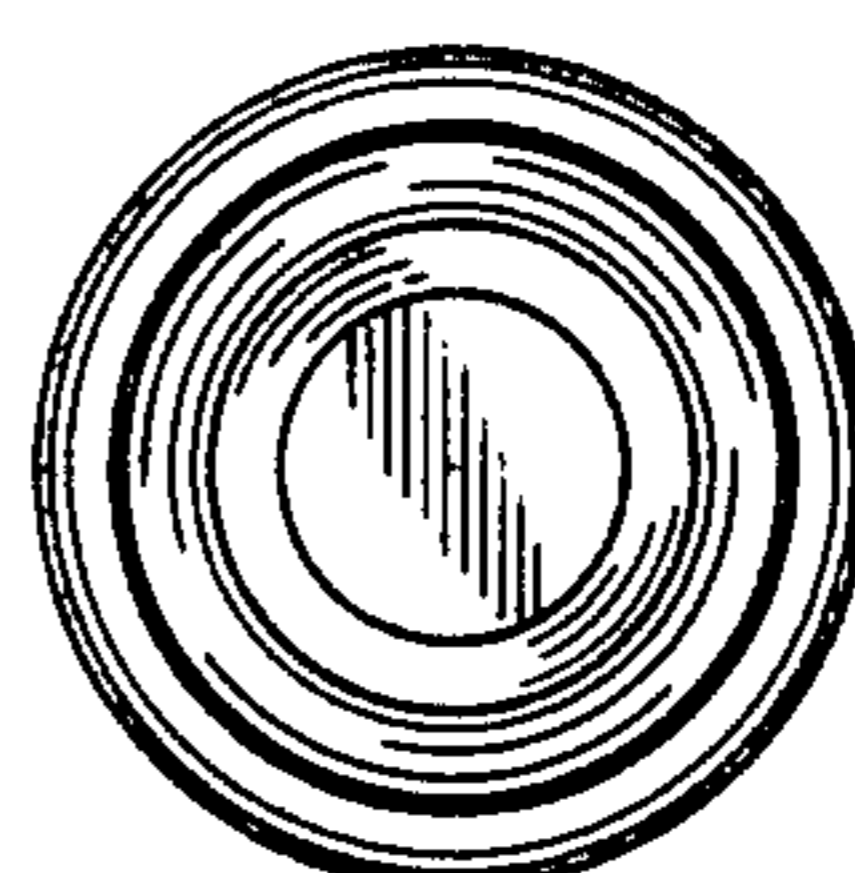


FIG. 2




FIG. 3




FIG. 4



FIG. 5




FIG. 6