

[54] **RECEPTIONIST DESK**

D. 214,632 7/1969 Leprince D6/161

[75] **Inventor: Mary E. Florsek, Kirkwood, Mo.**

[73] **Assignee: Command Concept Company,
Clayton, Mo.**

[**] **Term: 14 Years**

[21] **Appl. No.: 375,479**

[22] **Filed: May 6, 1982**

[52] **U.S. Cl. D6/422; D6/432**

[58] **Field of Search D6/85, 157, 158, 159,
D6/160, 161, 162, 163, 164, 166, 167, 168, 181,
186, 169-172; D25/16; 312/117, 119, 122, 138
R, 209, 224, 228**

[56] **References Cited**

U.S. PATENT DOCUMENTS

D. 143,598 1/1946 Karp D6/186
D. 149,708 5/1948 Travis D6/164
D. 165,536 12/1951 Marshall D6/159

OTHER PUBLICATIONS

Kochs Cat. #70 p. 16; Desk #K-1249 on page.
"New Dimensions" By Kochs Cat. No. 78 p. 31; Vanity
No. 4302.


Primary Examiner—Carmen H. Vales
Attorney, Agent, or Firm—Paul M. Denk

[57] **CLAIM**

The ornamental design for a receptionist desk, as shown
and described.

DESCRIPTION

FIG. 1 is a perspective view of a receptionist desk
showing my new design;
FIG. 2 is a front elevational view thereof;
FIG. 3 is a side elevational view, the opposite side being
a mirror image thereof;
FIG. 4 is a rear elevational view thereof;
FIG. 5 is a bottom plan view thereof; and
FIG. 6 is a top plan view thereof.






FIG. 1.




FIG. 2.

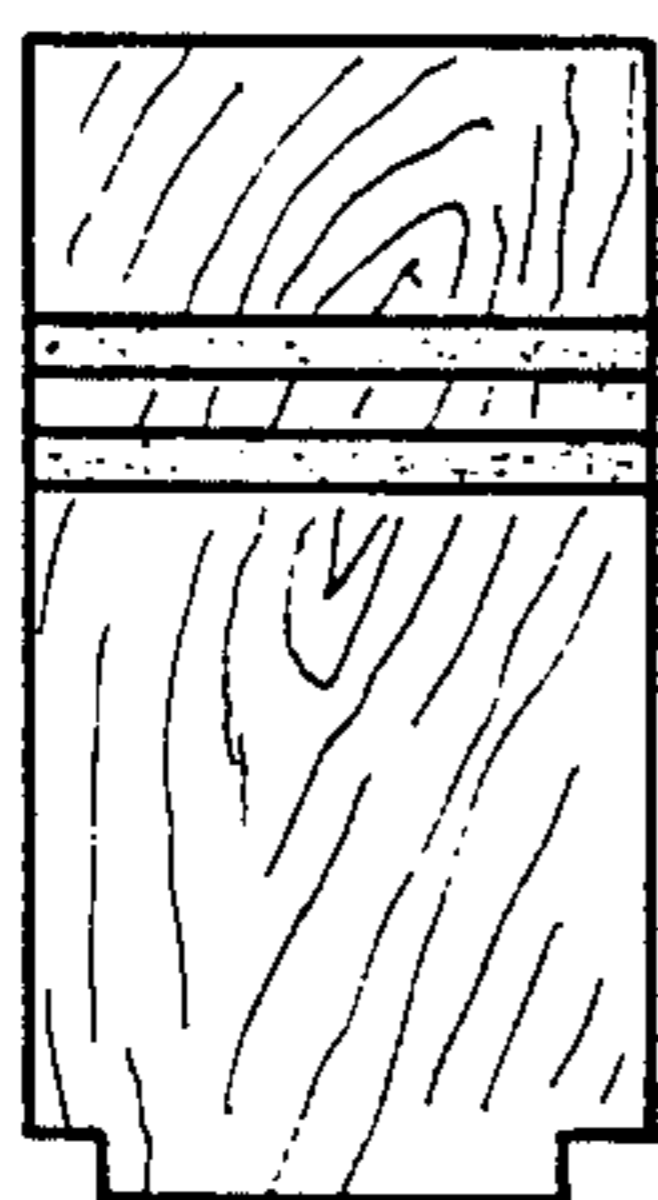


FIG. 3.

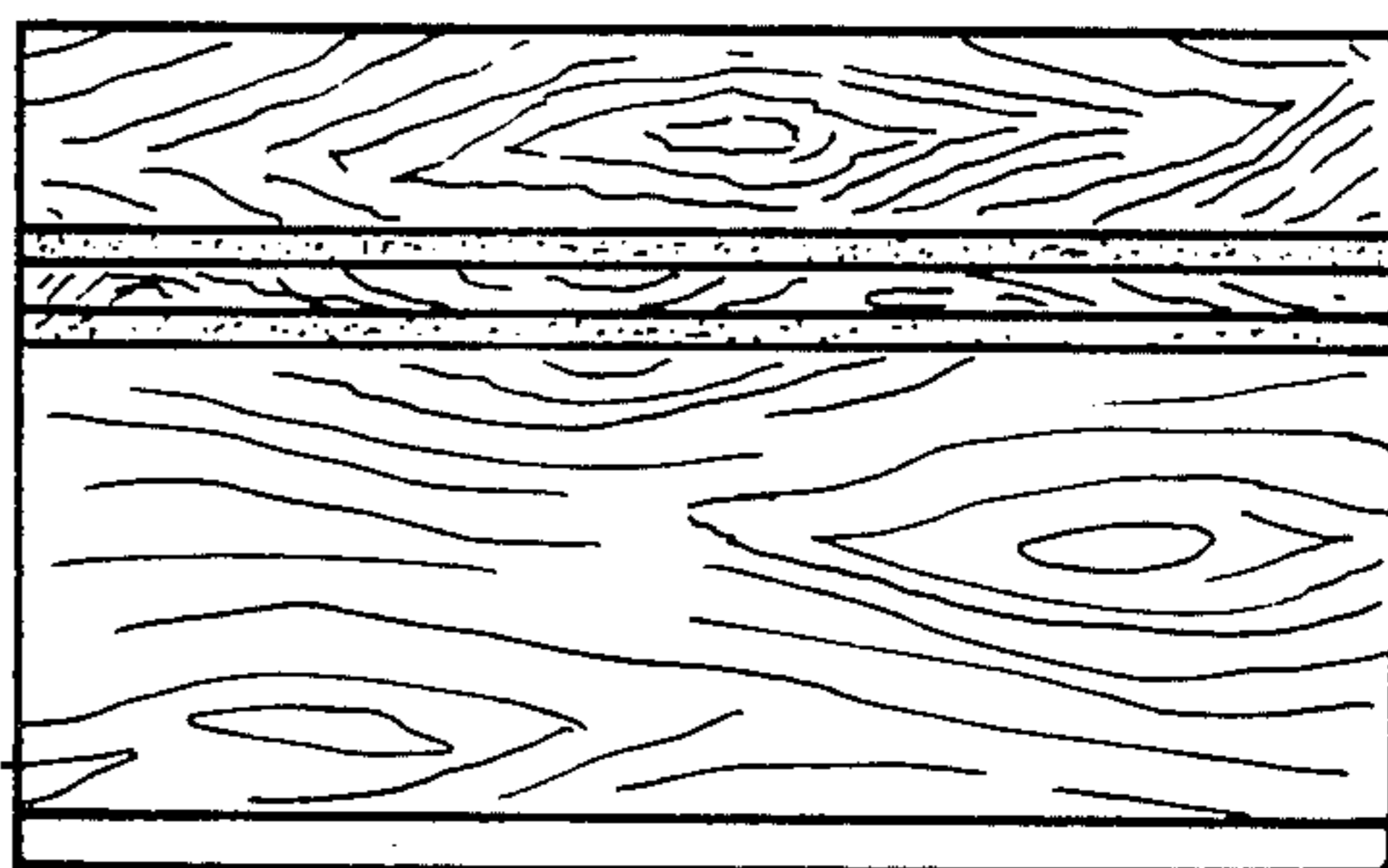


FIG. 4.




FIG. 5.



FIG. 6.