

[54] EXPANDABLE HANG-UP GARMENT BAG
[75] Inventor: James H. Allen, Covington, Ky.
[73] Assignee: 'totes', incorporated, Loveland, Ohio
[**] Term: 14 Years
[21] Appl. No.: 486,050
[22] Filed: Apr. 18, 1983
[52] U.S. Cl. D3/71; D3/48;
D3/77
[58] Field of Search D3/30.1, 42, 48, 71,
D3/74, 76, 77; 190/100; 383/97; 206/286, 287,
287.1

[56] References Cited

U.S. PATENT DOCUMENTS

D. 220,234 3/1971 Marshall .
D. 231,042 3/1974 Lee .
D. 231,867 6/1974 Ohyama .
D. 231,868 6/1974 Ohyama .
D. 231,869 6/1974 Ohyama .
D. 237,752 11/1975 Bauer D3/71
D. 250,435 11/1978 Cooper .
D. 257,915 1/1981 Katz et al. D3/76
D. 260,948 9/1981 Katz et al. .
D. 268,305 3/1983 Stark D3/77
2,496,128 1/1950 Lifton .
3,315,772 4/1967 Katz .
3,443,671 5/1969 Dyke .
3,675,843 7/1972 Polansky .
3,830,348 8/1974 Ohyama .
4,011,898 3/1977 Hubbard .
4,081,061 3/1978 Tucker .

FOREIGN PATENT DOCUMENTS

132098 4/1949 Australia .
4539694 6/1949 Japan .
45114040 11/1973 Japan .
4944325 12/1974 Japan .

OTHER PUBLICATIONS

The Drawing Board, Inc. catalog, ©1979.
Japanese Magazine Bag in Japan.

Primary Examiner—George P. Word
Attorney, Agent, or Firm—Wood, Herron & Evans

[57] CLAIM

The ornamental design for an expandable hang-up garment bag, as shown and described.

DESCRIPTION

FIG. 1 is a front elevational view of an expandable hang-up garment bag showing my new design in its folded and closed position, the rear elevational view being a mirror image thereof;
FIG. 2 is a right end elevational view thereof;
FIG. 3 is a left end elevational view thereof;
FIG. 4 is a top plan view of the bag as shown in FIG. 1, the bottom plan view of the bag being the mirror image thereof;
FIG. 5 is a side elevational view of the bag shown in FIG. 1 in its unfolded expanded and hang-up position, the carrying strap shown in FIG. 11 being omitted;
FIG. 6 is a side elevational view of the other side of the bag as shown in FIG. 5 in its unfolded and expanded position, and in its hang-up position;
FIG. 7 is a right end view of the bag as shown in FIG. 5 in its unfolded and expanded position, and in its hang-up position;
FIG. 8 is a top plan view of the bag as shown in FIG. 5 in its unfolded and expanded position, and in its hang-up position;
FIG. 9 is a bottom plan view of the bag as shown in FIG. 5 in its unfolded and expanded position, and in its hang-up position;
FIG. 10 is a left end view of the bag as shown in FIG. 5 in its unfolded and expanded position, and in its hang-up position;
FIG. 11 is a side elevational view of one side of the first embodiment of the bag shown in FIG. 1 in its unfolded and expanded position, and in its carrying position, the bag being shown with a carrying strap;
FIG. 12 is a right end view of the bag as shown in FIG. 11 in its unfolded and expanded position, and in its carrying position, but with the strap broken away;
FIG. 13 is a left end view of the bag as shown in FIG. 11 in its unfolded and expanded position, and in its carrying position, but with the strap broken away;
FIG. 14 is a top plan view of the bag as shown in FIG. 11 in its unfolded and expanded position, and in its carrying position, but with the strap broken away;

(Description continued on next page.)

FIG. 15 is a bottom plan view of the bag as shown in FIG. 11 in its unfolded and expanded position, and in its carrying position;

FIG. 16 is a front elevational view of a second embodiment of the expandable hang-up garment bag in its folded and closed position the rear elevational view being a mirror image thereof;

FIG. 17 is a right end elevational view thereof;

FIG. 18 is a left end elevational view thereof;

FIG. 19 is a top plan view of the bag as shown in FIG. 16, the bottom plan view of the bag being the mirror image thereof;

FIG. 20 is a side elevational view of one side of the second embodiment of the bag shown in FIG. 16 in its unfolded and expanded position, and in its hang-up position;

FIG. 21 is a side elevational view of the other side of the bag shown in FIG. 20 in its unfolded and expanded position, and in its hang-up position;

FIG. 22 is a right end view of the bag as shown in FIG. 20 in its unfolded and expanded position, and in its hang-up position;

FIG. 23 is a top plan view of the bag as shown in FIG. 20 in its unfolded and expanded position, and in its hang-up position;

FIG. 24 is a bottom plan view of the bag as shown in

FIG. 20 in its unfolded and expanded position, and in its hang-up position;

FIG. 25 is a left end view of the bag as shown in FIG. 20 in its unfolded and expanded position, and in its hang-up position;

FIG. 26 is a side elevational view of one side of the second embodiment of the bag shown in FIG. 16 in its unfolded and expanded position, and in its carrying position;

FIG. 27 is a side elevational view of the other side of the bag shown in FIG. 16 in its unfolded and expanded position, and in its carrying position;

FIG. 28 is a right end view of the bag as shown in FIG. 16 in its unfolded and expanded position, and in its carrying position;

FIG. 29 is a left end view of the bag as shown in FIG. 16 in its unfolded and expanded position, and in its carrying position but with the strap broken away;

FIG. 30 is a top plan view of the bag as shown in FIG. 16 in its unfolded and expanded position, and in its carrying position; and

FIG. 31 is a bottom plan view of the bag as shown in FIG. 16 in its unfolded and expanded position, and in its carrying position.




FIGURE 1



FIGURE 2




FIGURE 3




FIGURE 4




FIGURE 5




FIGURE 7

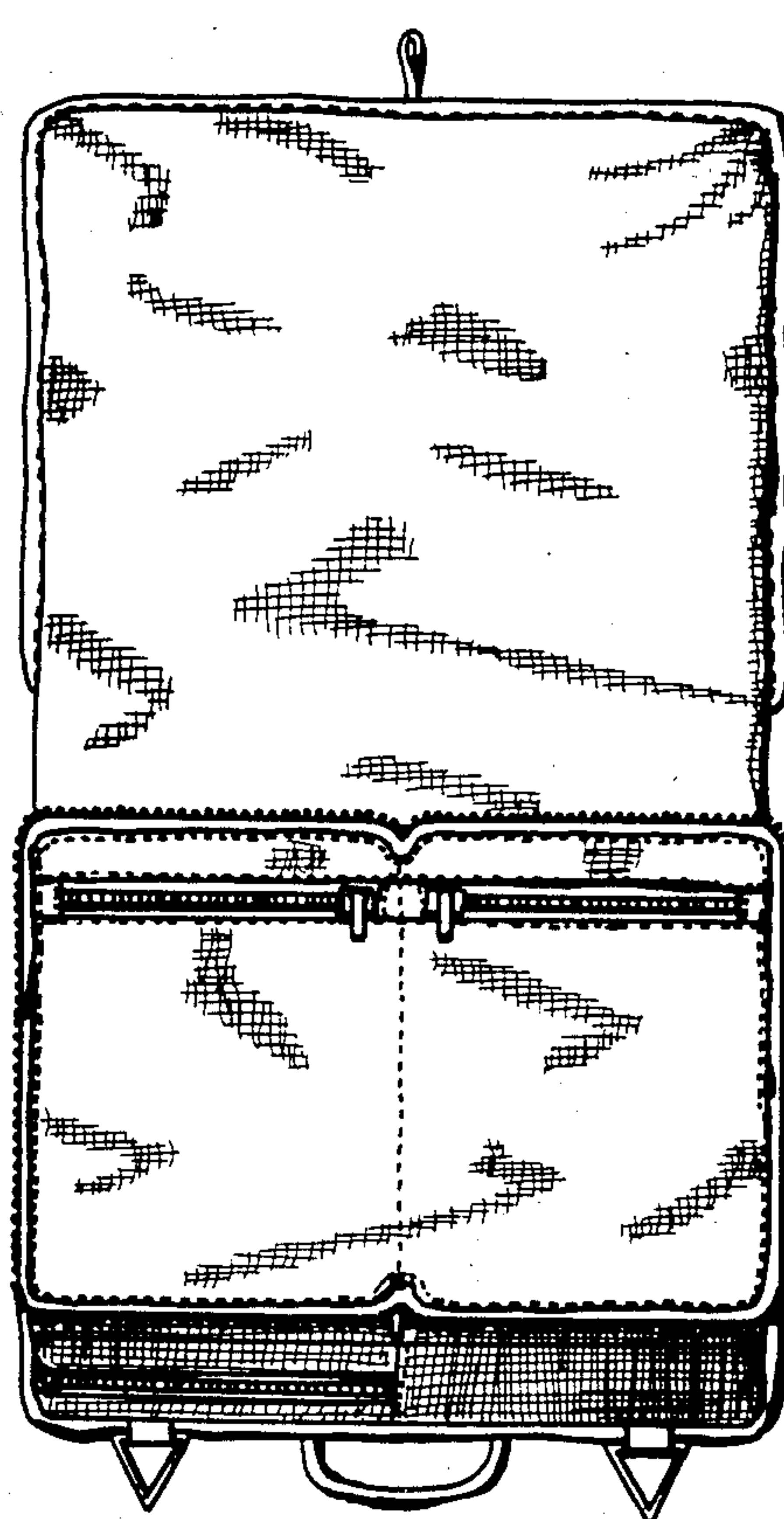


FIGURE 6

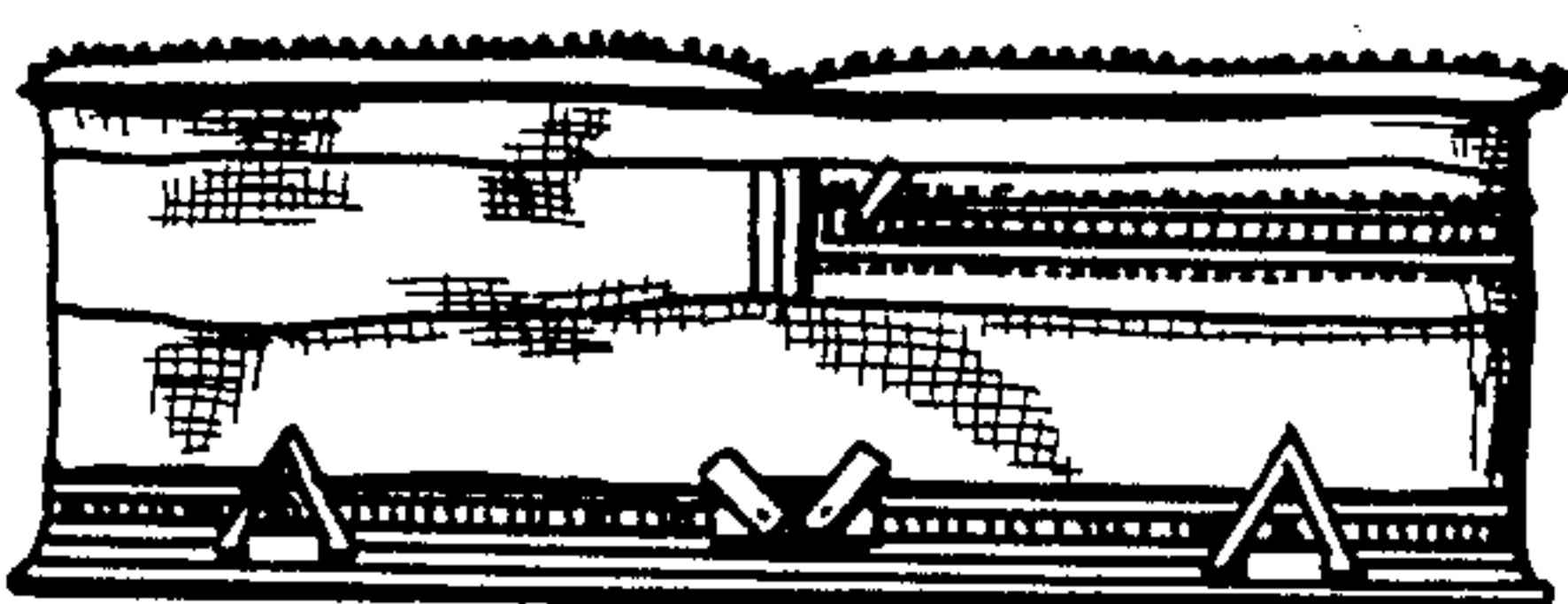


FIGURE 8

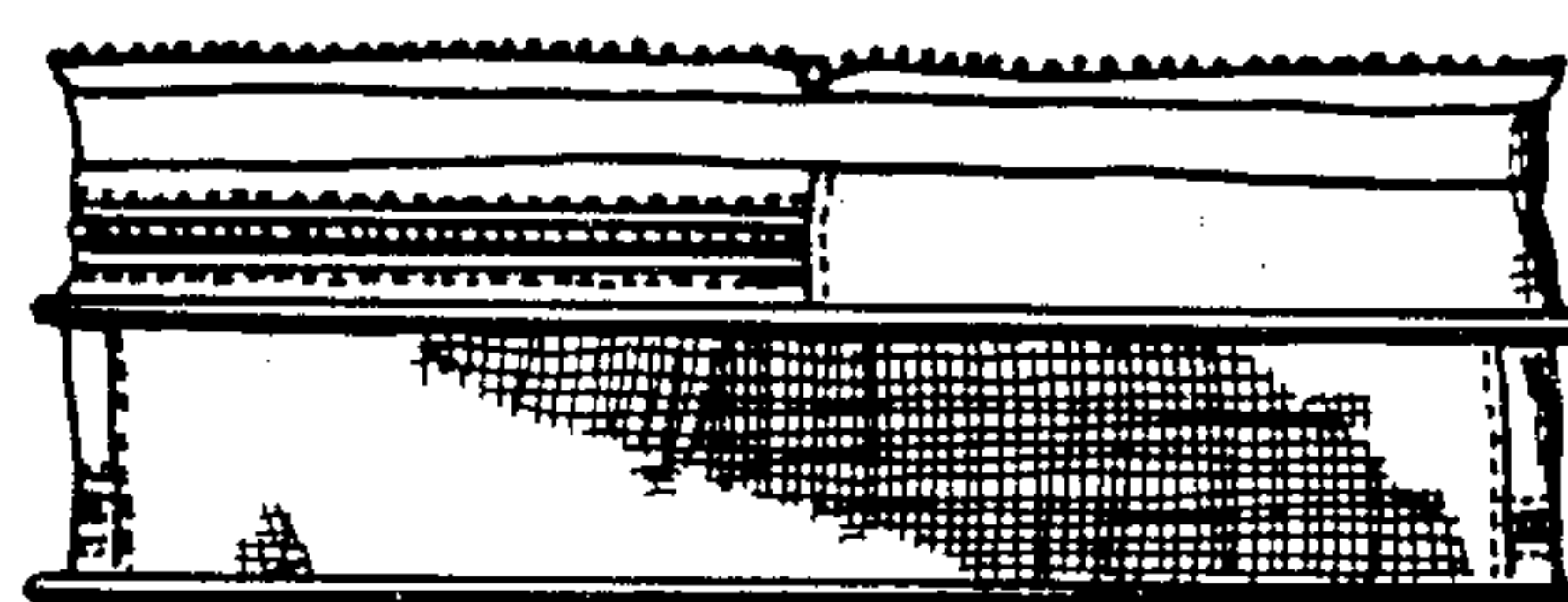


FIGURE 9

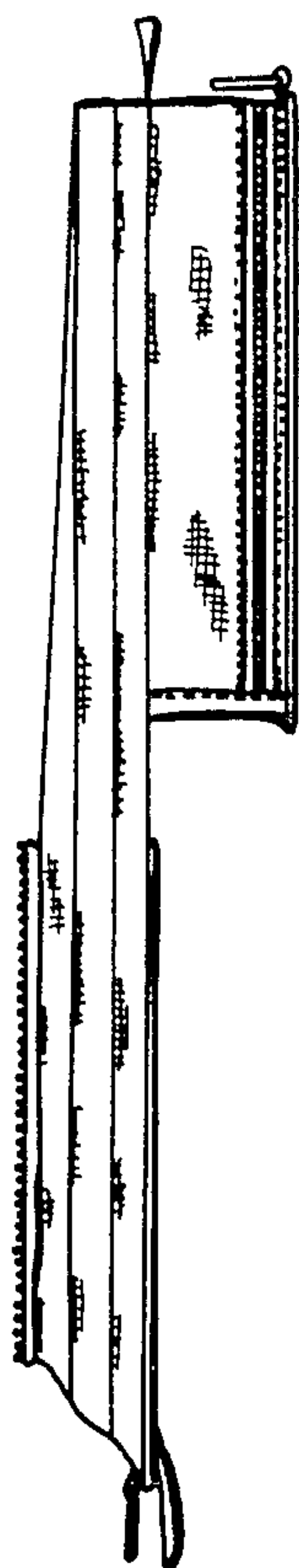


FIGURE 10




FIGURE 11




FIGURE 12

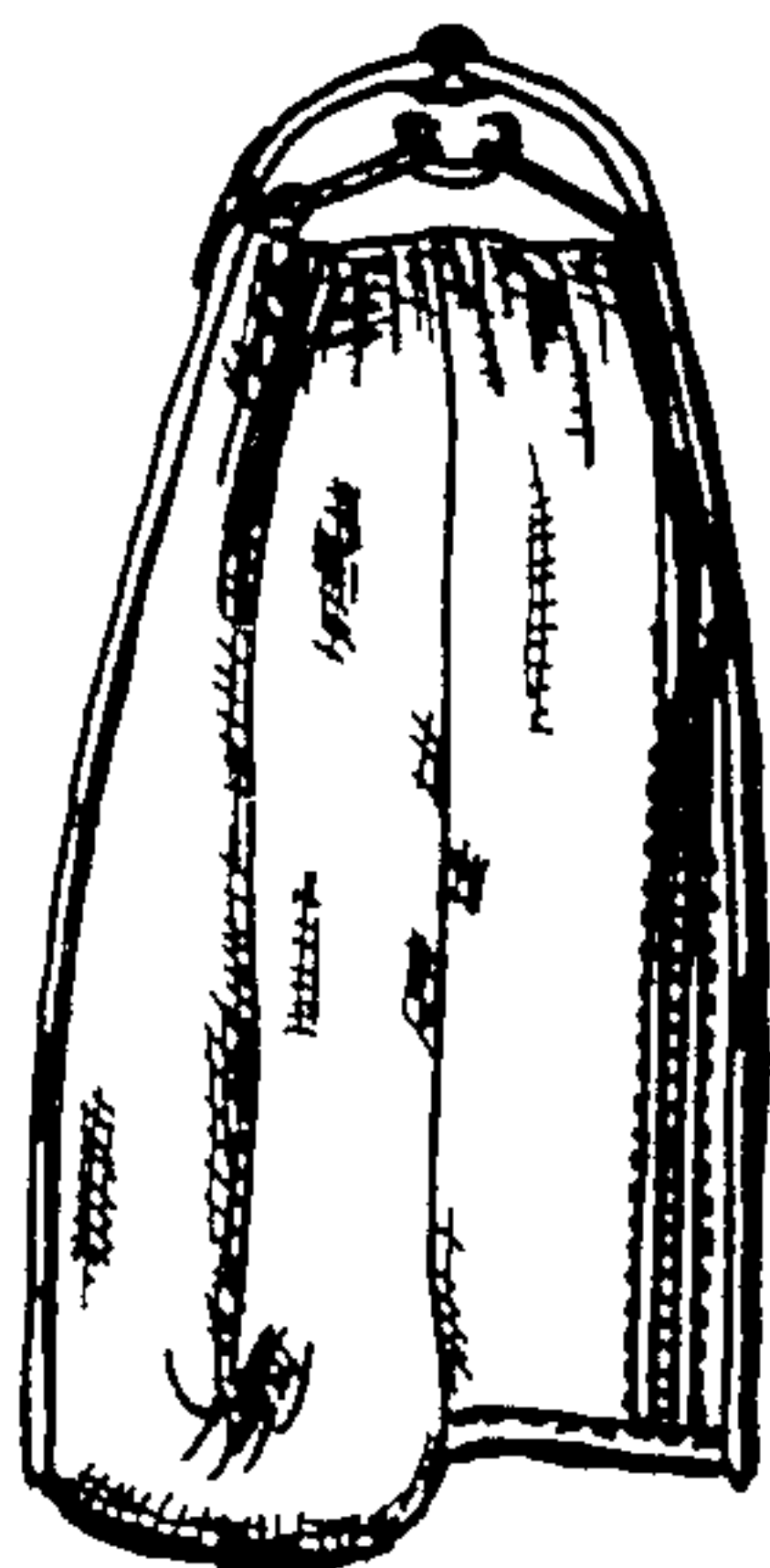


FIGURE 13

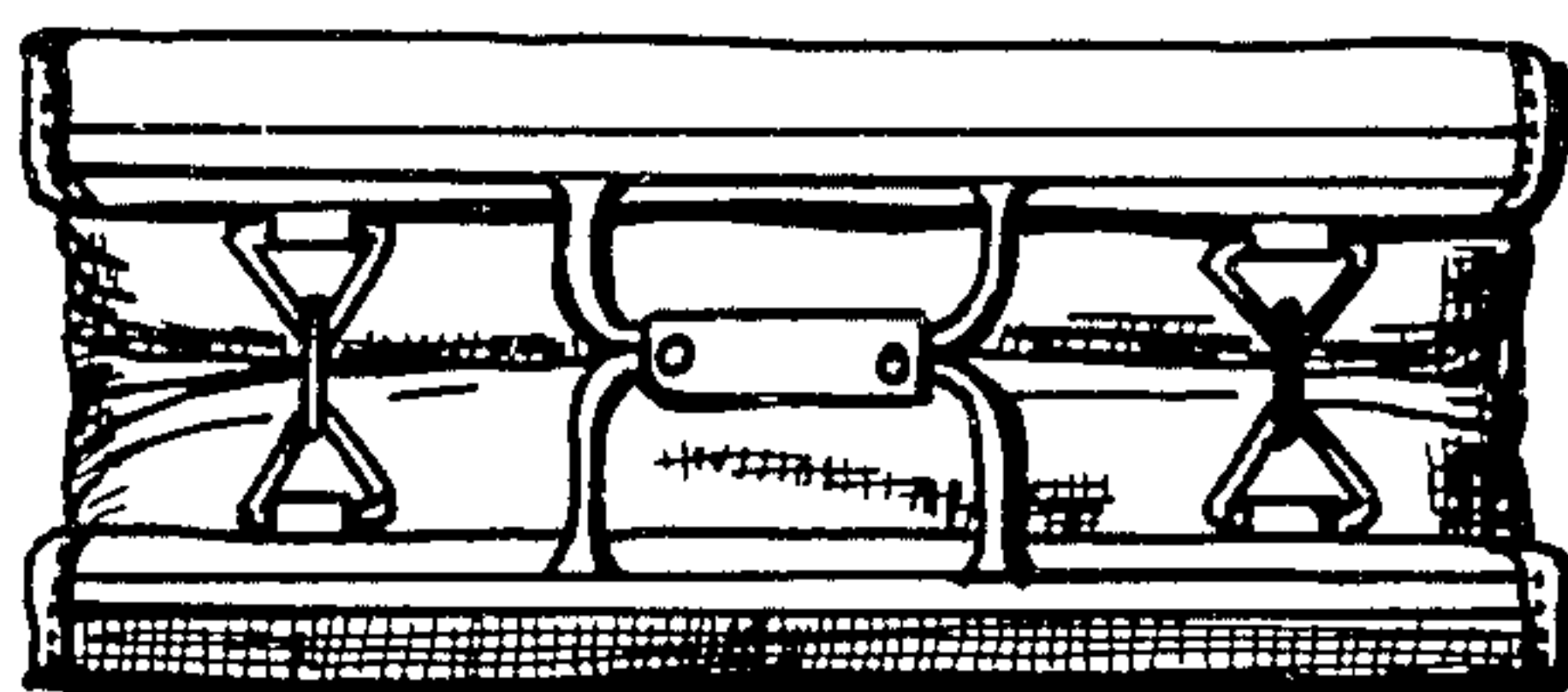


FIGURE 14




FIGURE 15




FIGURE 16



FIGURE 17



FIGURE 18



FIGURE 19




FIGURE 20



FIGURE 22




FIGURE 21



FIGURE 23

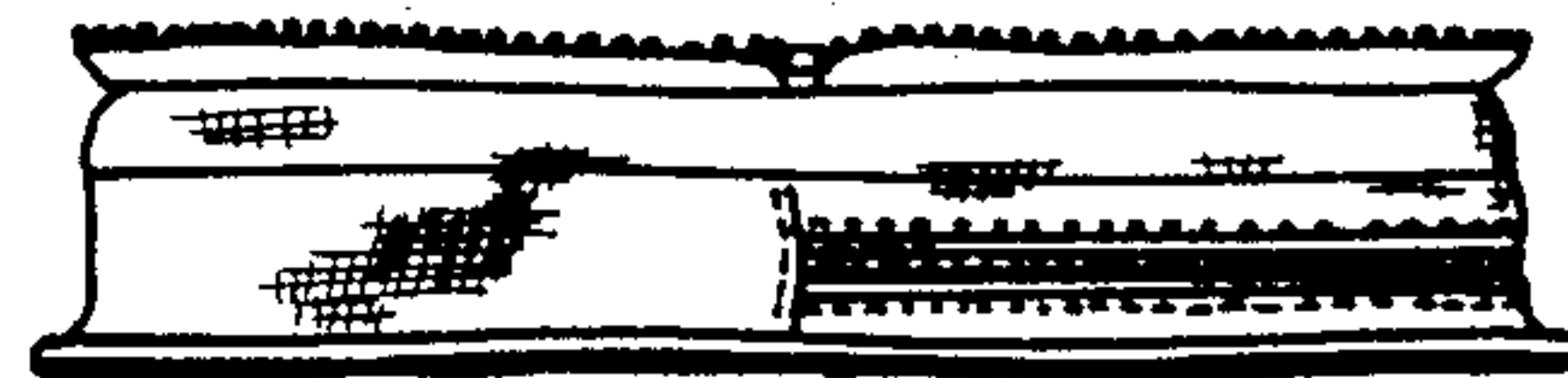


FIGURE 24




FIGURE 25



FIGURE 26



FIGURE 27

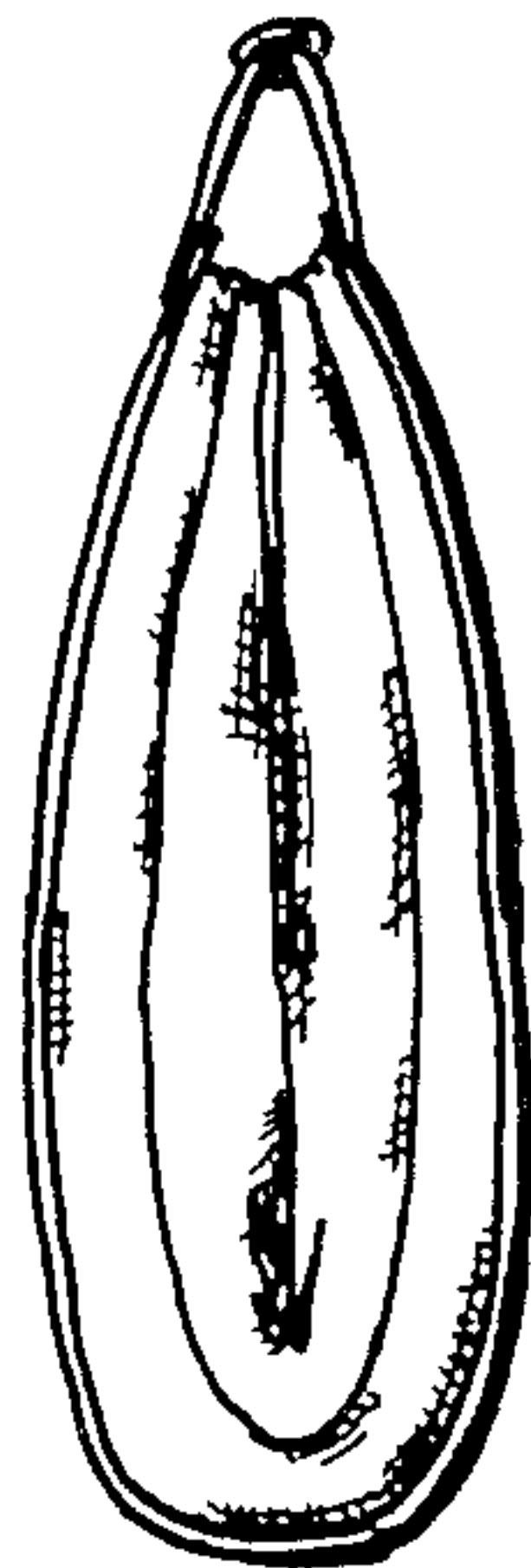


FIGURE 28



FIGURE 29

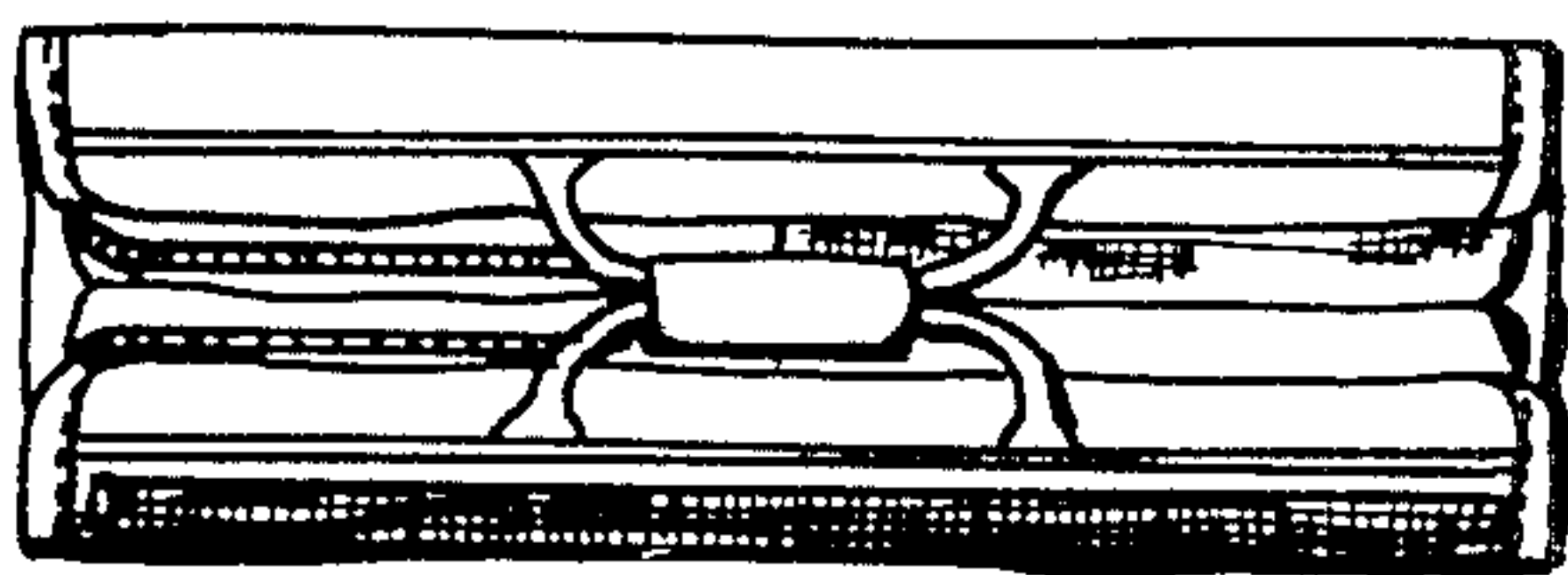


FIGURE 30

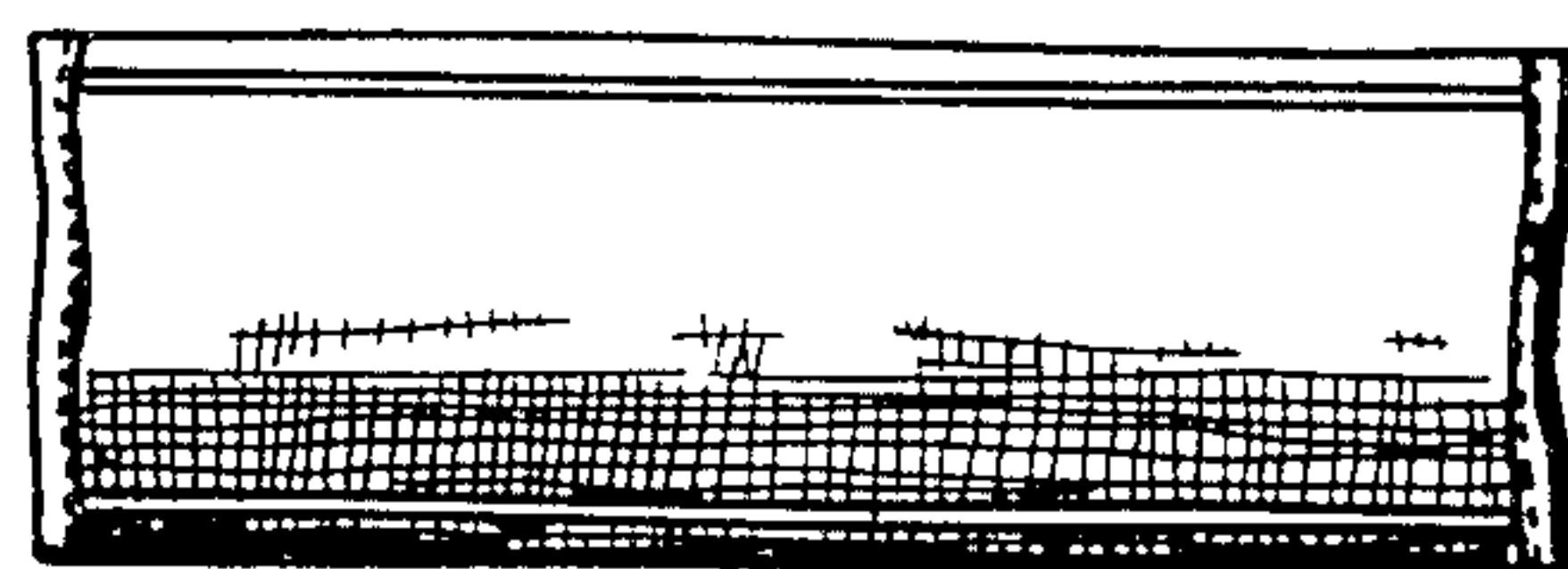


FIGURE 31