

[54] **CANDLE HOLDER**

- [75] **Inventor: Gary R. Wendt, Fountain Valley, Calif.**
- [73] **Assignee: Leonard R. Vogel, Steamwood, Ill. ; a part interest**
- [\*\*] **Term: 14 Years**
- [21] **Appl. No.: 371,071**
- [22] **Filed: Apr. 23, 1982**
- [52] **U.S. Cl. .... D26/9; D26/14; D26/20**
- [58] **Field of Search ..... D26/9-19; 431/288, 289, 296, 297**

[56] **References Cited**

**U.S. PATENT DOCUMENTS**

|            |         |          |       |          |
|------------|---------|----------|-------|----------|
| D. 145,995 | 12/1946 | Cherneff | ..... | D26/13 X |
| D. 223,951 | 6/1972  | Wentz    | ..... | D26/11   |
| D. 243,874 | 3/1977  | Smith    | ..... | D26/11   |
| 431,296    | 9/1897  | Ebeling  | ..... | 431/296  |
| 2,058,223  | 12/1935 | Fishel   | ..... | 431/297  |

**FOREIGN PATENT DOCUMENTS**

10749 of 1888 United Kingdom ..... 431/297

**OTHER PUBLICATIONS**

Continental Candle Company TM Catalog ©1977, p. 6, item #117c., Lantern Frame.

*Primary Examiner*—Susan J. Lucas  
*Assistant Examiner*—Clare E. Heflin  
*Attorney, Agent, or Firm*—Daniel C. McKown

[57] **CLAIM**

The ornamental design for a candle holder, substantially as shown.

**DESCRIPTION**

FIG. 1 is a perspective view illustrating the front, the top, and the left side of the candle holder of my new design;  
FIG. 2 is an elevation view of the front thereof;  
FIG. 3 is an elevation view of the right side thereof;  
FIG. 4 is an elevation view of the back thereof;  
FIG. 5 is a plan view of the top thereof; and,  
FIG. 6 is an enlarged fragmentary front right perspective view looking upwardly.  
The bottom of the candle holder is unornamented.




FIG. 1

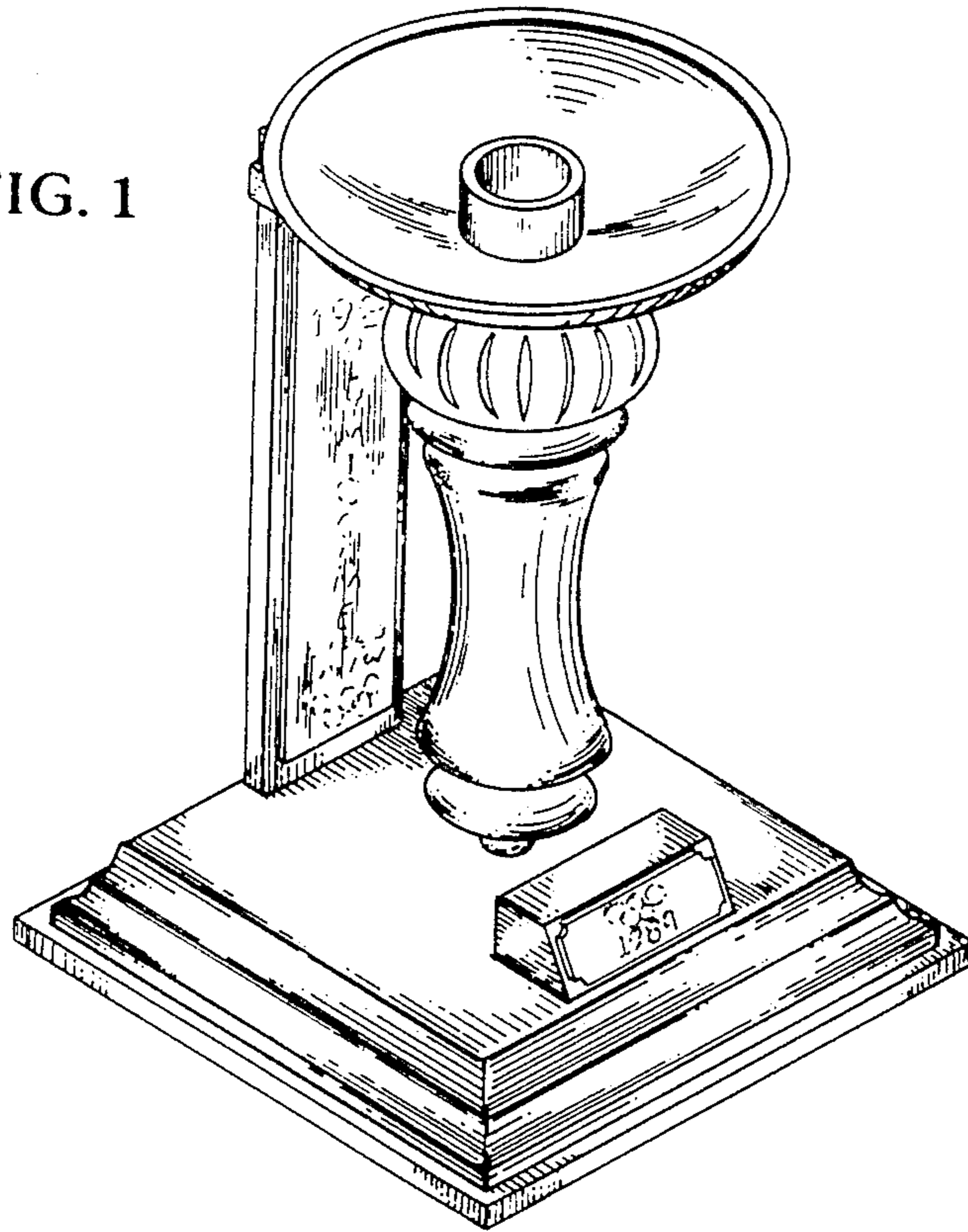


FIG. 5




FIG. 6

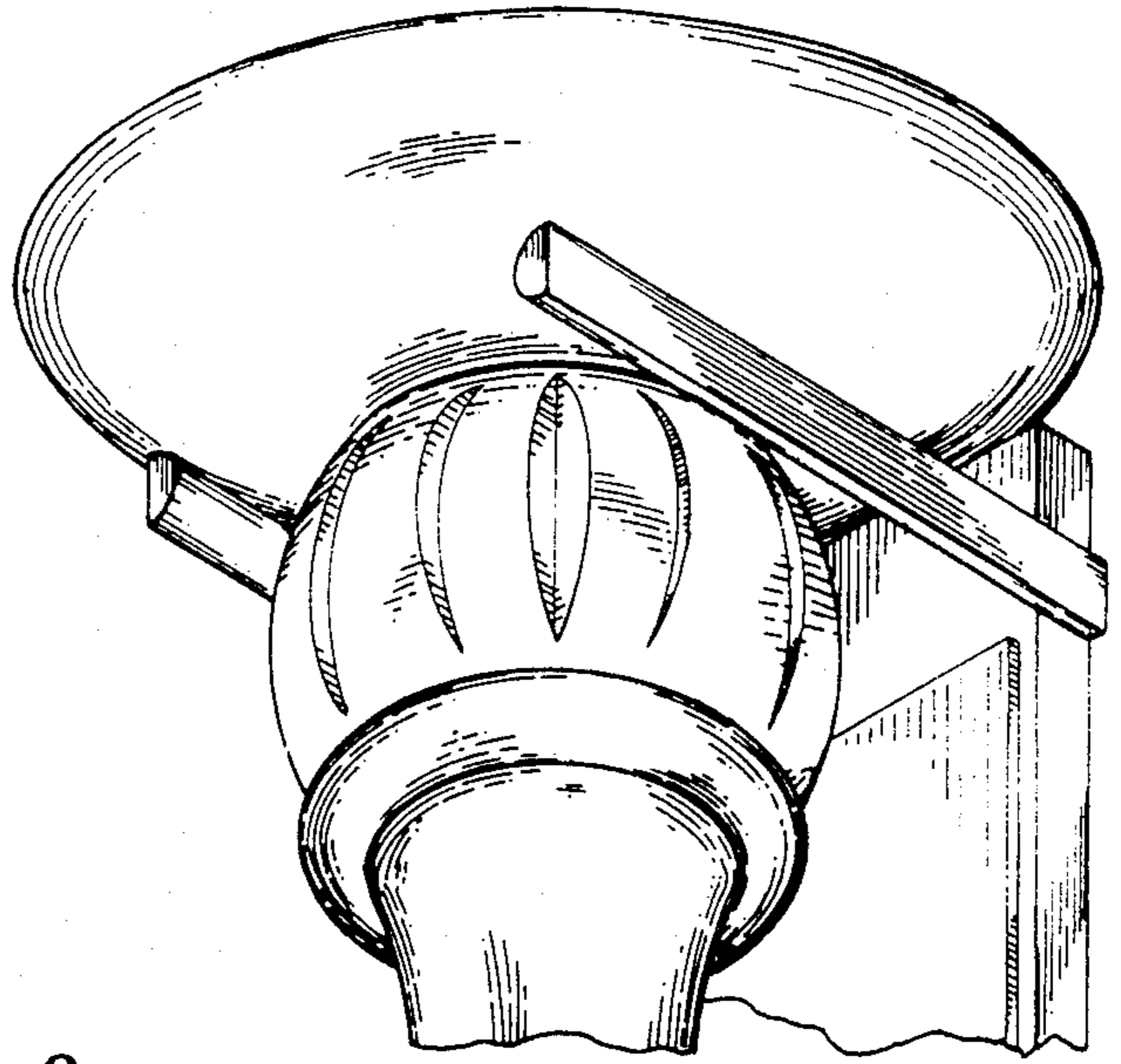


FIG. 2

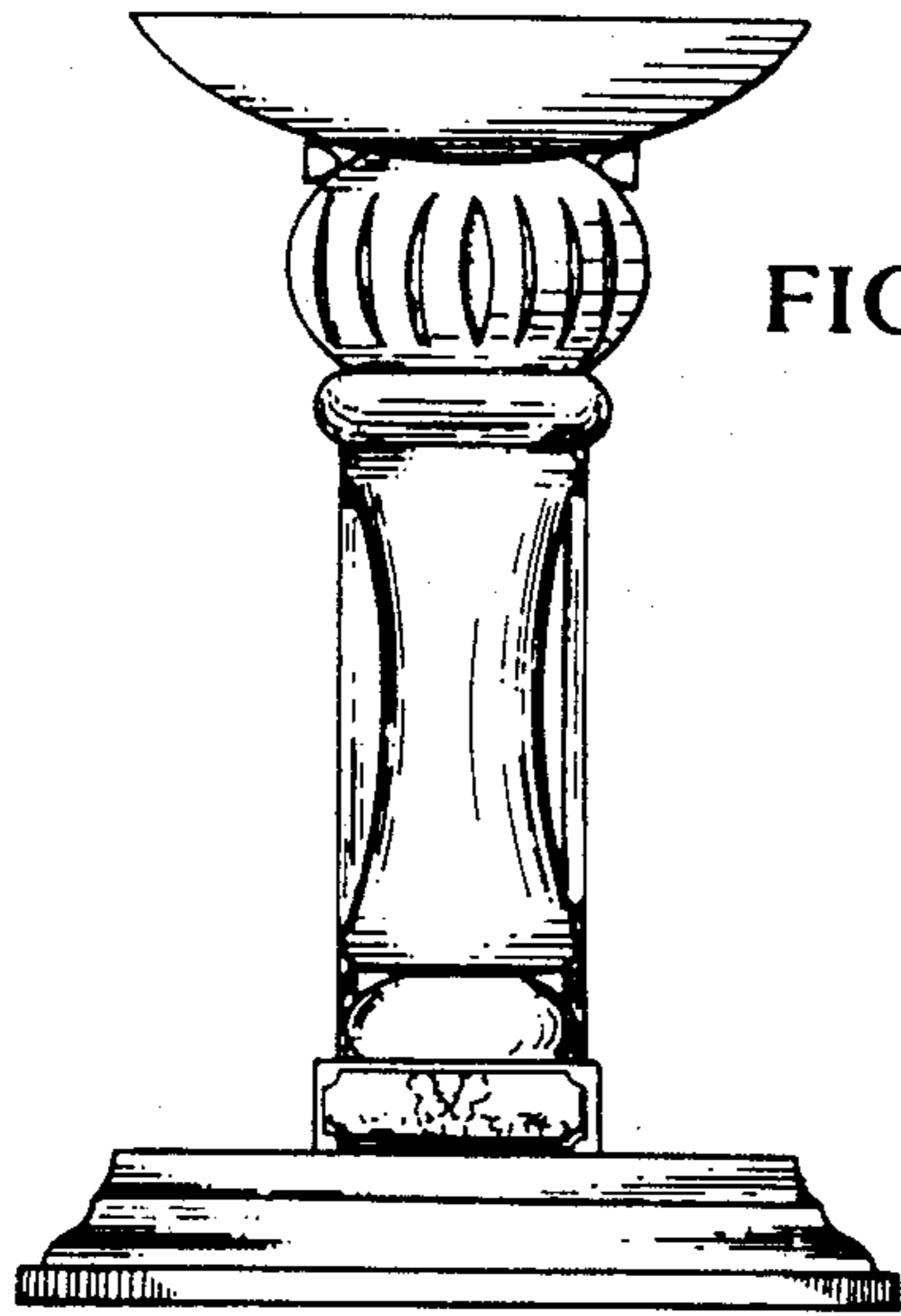


FIG. 3

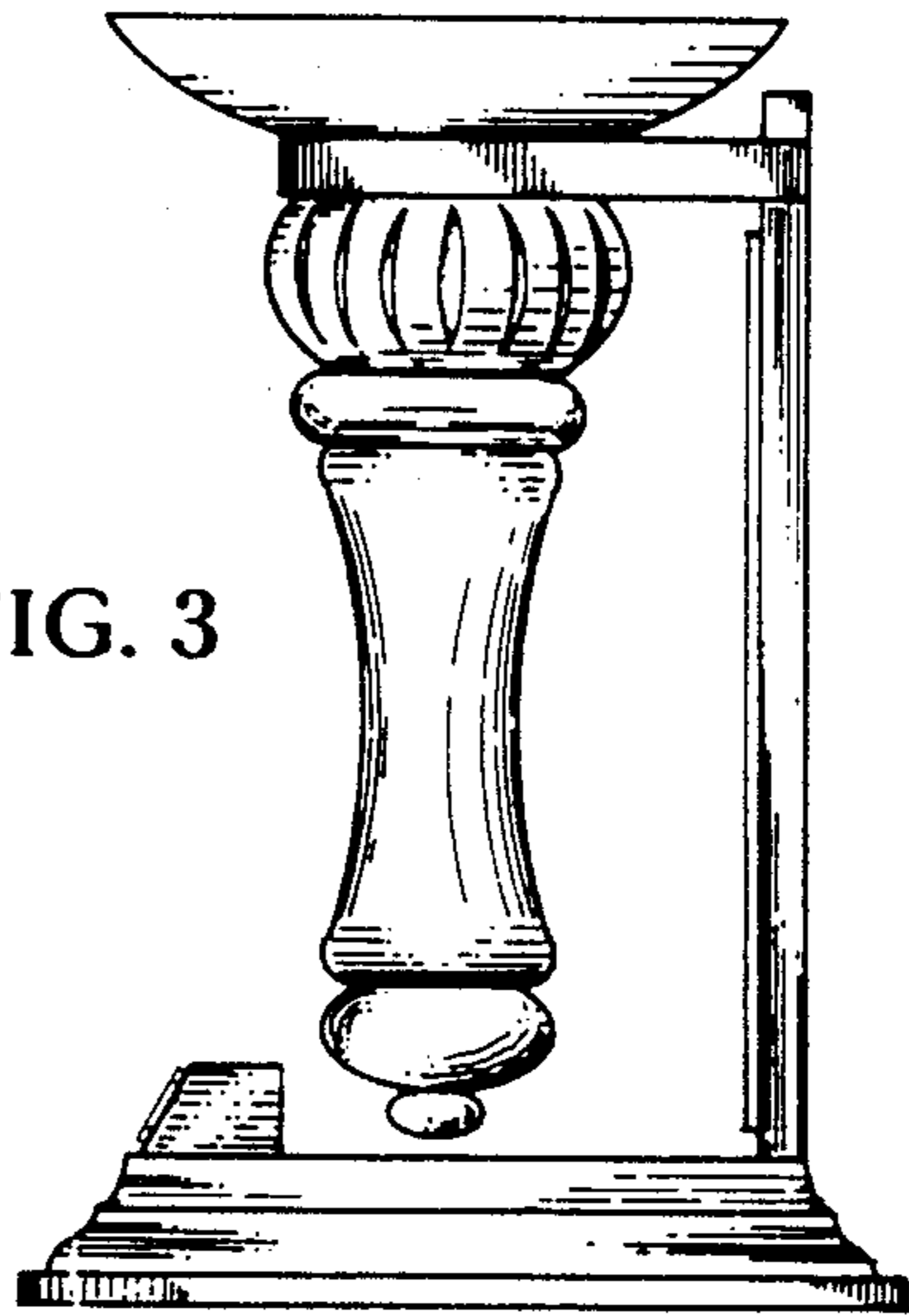


FIG. 4

