

# United States Patent [19]

Kikuchi et al.

[11] Patent Number: **Des. 279,112**

[45] Date of Patent: **\*\* Jun. 4, 1985**

[54] **PRINTER FOR DESK-TOP ELECTRONIC CALCULATOR**

[75] Inventors: **Nobuo Kikuchi**, Tokyo; **Hideo Fushimoto**, Kawasaki, both of Japan

[73] Assignee: **Canon Kabushiki Kaisha**, Tokyo, Japan

[\*\*] Term: **14 Years**

[21] Appl. No.: **486,223**

[22] Filed: **Apr. 18, 1983**

[30] **Foreign Application Priority Data**

Oct. 20, 1982 [JP] Japan ..... 57-47794

[52] U.S. Cl. .... **D18/12; D14/111; D18/13**

[58] Field of Search ..... **D18/2, 7, 8, 11, 12, D18/13; D14/100, 107, 111, 114, 115; 364/706-710; 200/5 A**

[56] **References Cited**

**U.S. PATENT DOCUMENTS**

D. 250,363 11/1978 Bellini ..... D18/7

D. 259,349 5/1981 Hirata et al. .... D18/7  
D. 267,413 12/1982 Mori ..... D18/13  
D. 274,431 6/1984 Nagaya ..... D14/111  
D. 274,725 7/1984 Izaki ..... D14/100  
4,379,336 4/1983 Yamamoto et al. .... 364/708

*Primary Examiner*—Louis S. Zarfes  
*Attorney, Agent, or Firm*—Fitzpatrick, Cella, Harper & Scinto

[57] **CLAIM**

The ornamental design for a printer for desk-top electronic calculator, as shown and described.

**DESCRIPTION**

FIG. 1 is a front elevational view of a printer for desk-top electronic calculator showing our new design; FIG. 2 is a rear elevational view thereof; FIG. 3 is a top plan view thereof; FIG. 4 is a bottom plan view thereof; FIG. 5 is a side elevational view as seen from the left of FIG. 1; FIG. 6 is a side elevational view as seen from the right of FIG. 1 and FIG. 7 is a perspective view of the printer for desk-top electronic calculator.

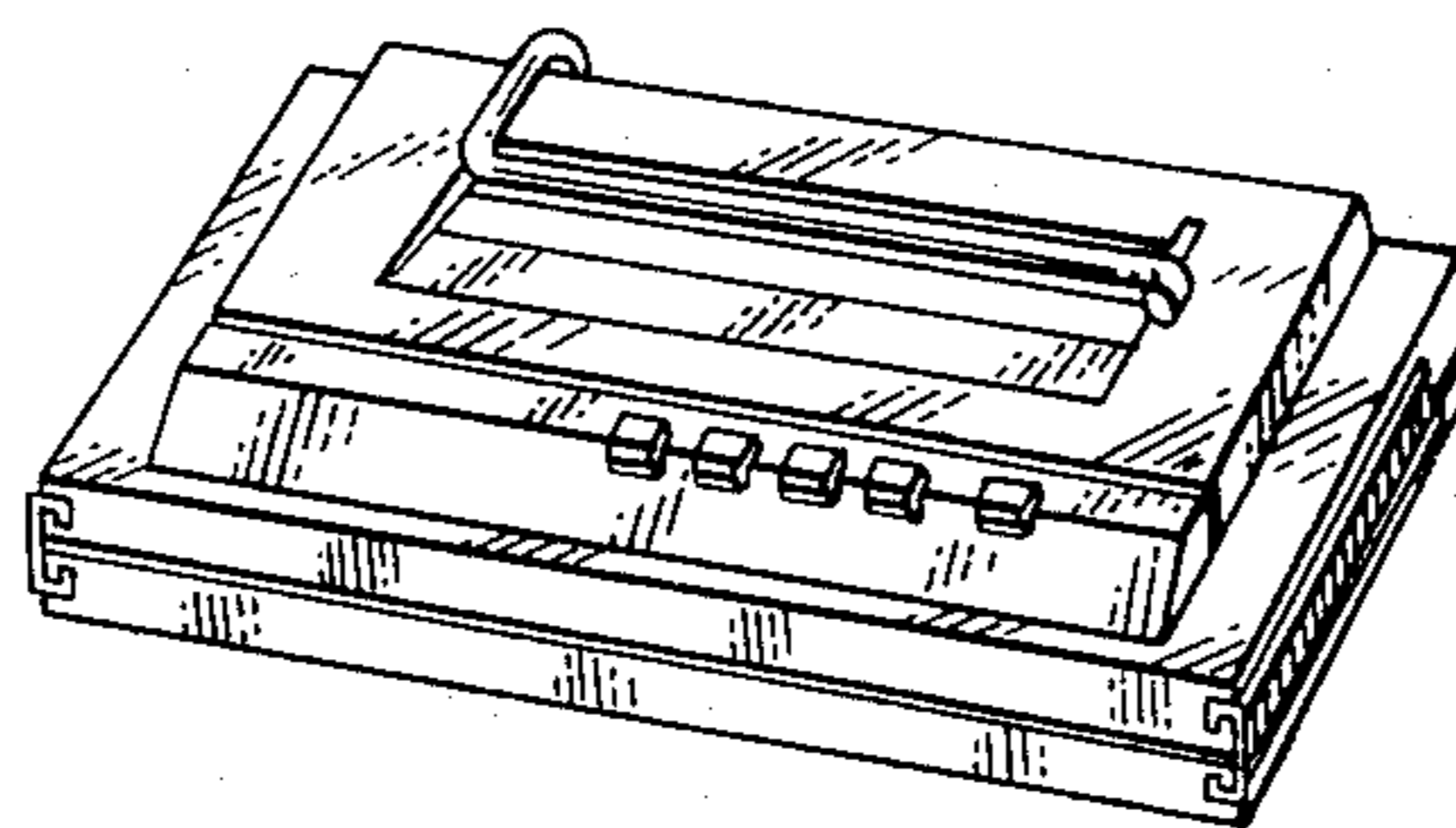


FIG. 1




FIG. 2




FIG. 3

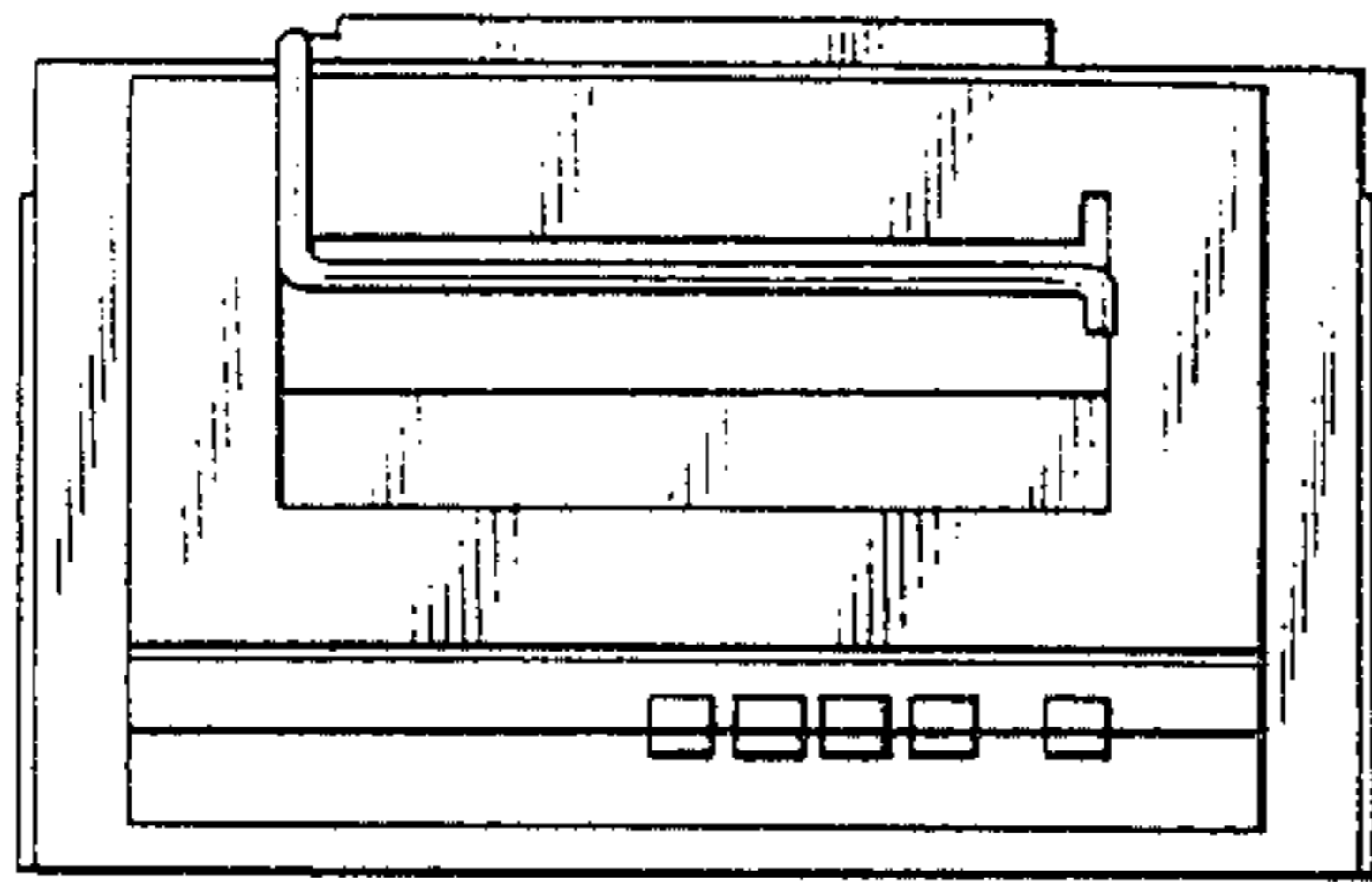


FIG. 4

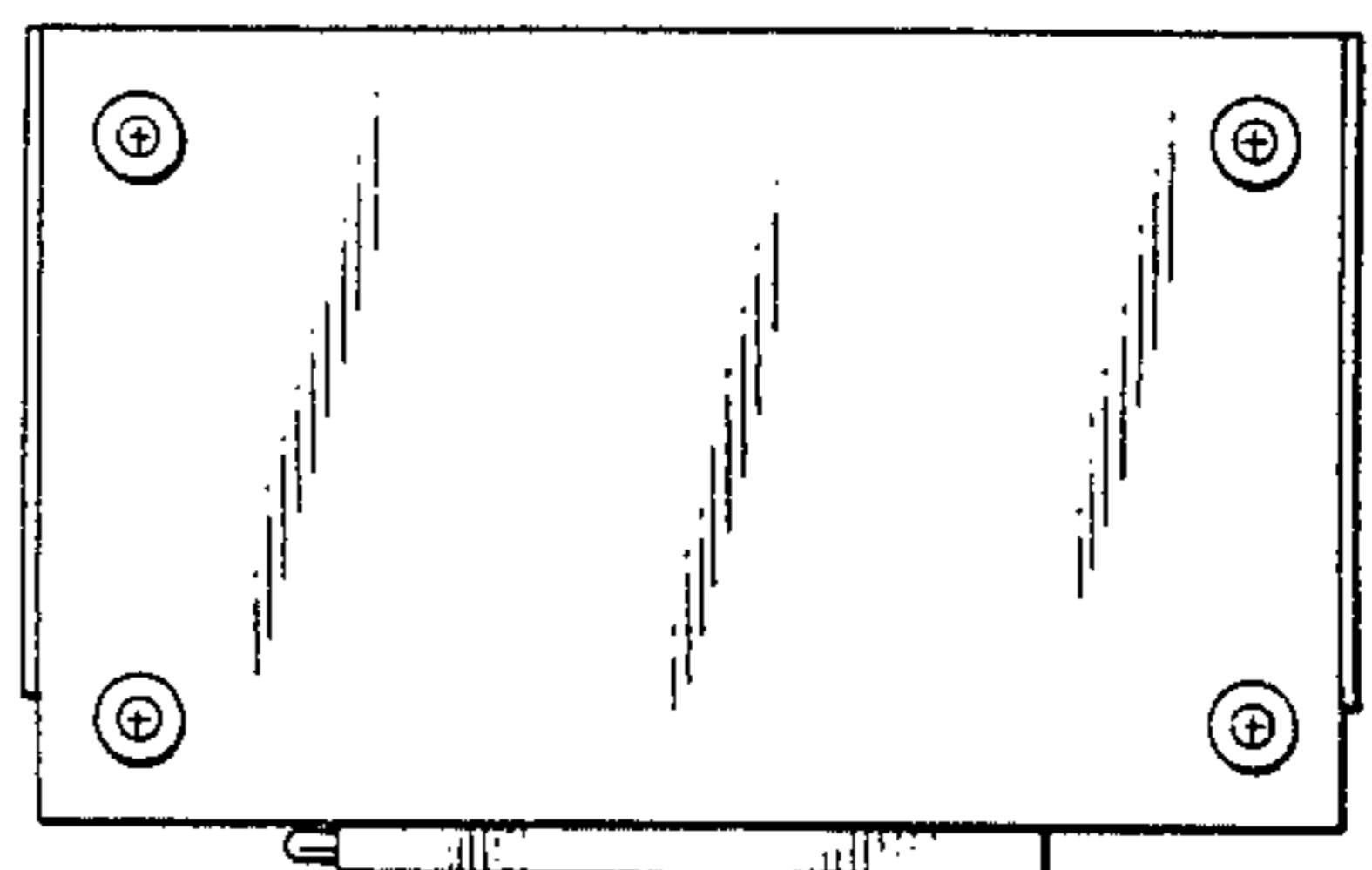


FIG. 5



FIG. 6

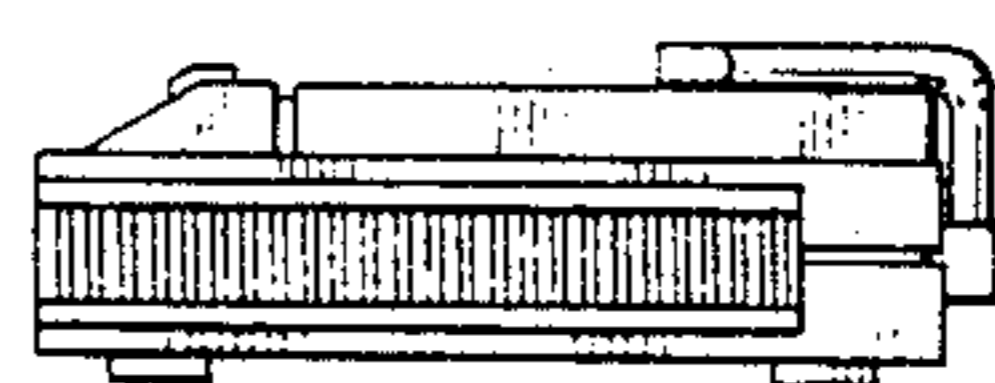


FIG. 7

