

United States Patent [19]

Kikuchi et al.

[11] Patent Number: **Des. 279,107**

[45] Date of Patent: **** Jun. 4, 1985**

[54] **DESK-TOP ELECTRONIC CALCULATOR**
[75] Inventors: **Nobuo Kikuchi, Tokyo; Hideo Fushimoto, Kawasaki, both of Japan**

[73] Assignee: **Canon Kabushiki Kaisha, Tokyo, Japan**

[**] Term: **14 Years**

[21] Appl. No.: **486,221**

[22] Filed: **Apr. 18, 1983**

[30] **Foreign Application Priority Data**

Oct. 20, 1982 [JP] Japan 57-47793

[52] U.S. Cl. **D18/7**

[58] Field of Search D18/2, 7, 8, 11, 12, D18/13; D14/100, 107, 111, 114, 115; D10/46.1; D21/13; 364/706-710; 200/5 A, 159
B

[56] **References Cited**

U.S. PATENT DOCUMENTS

D. 227,671 7/1973 Yamamoto D18/7

D. 228,501 10/1973 Yamamoto et al. D18/7
D. 264,732 6/1982 Hanzawa D21/13
D. 269,875 7/1983 Ishida D18/7 X
4,379,336 4/1983 Yamamoto et al. 364/708

Primary Examiner—Louis S. Zarfaz
Attorney, Agent, or Firm—Fitzpatrick, Cella, Harper & Scinto

[57] **CLAIM**

The ornamental design for a desk-top electronic calculator, as shown and described.

DESCRIPTION

FIG. 1 is a front elevational view of the desk-top electronic calculator showing our new design;
FIG. 2 is a rear elevational view thereof;
FIG. 3 is a top plan view thereof;
FIG. 4 is a bottom plan view thereof;
FIG. 5 is a side elevational view as seen from the left of FIG. 1;
FIG. 6 is a side elevational view as seen from the right of FIG. 1 and
FIG. 7 is a perspective view of the desk-top electronic calculator.

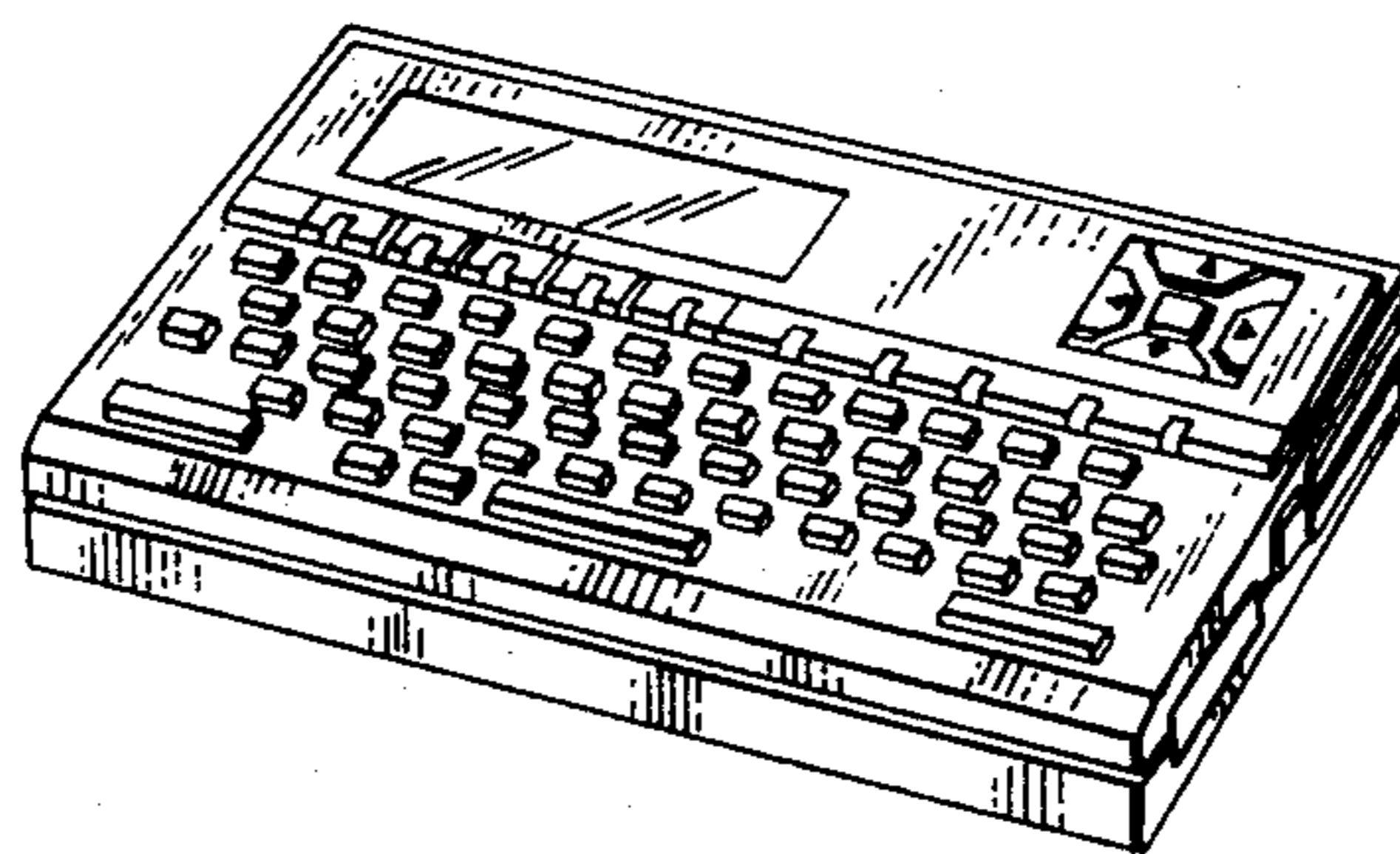


FIG. 1




FIG. 2

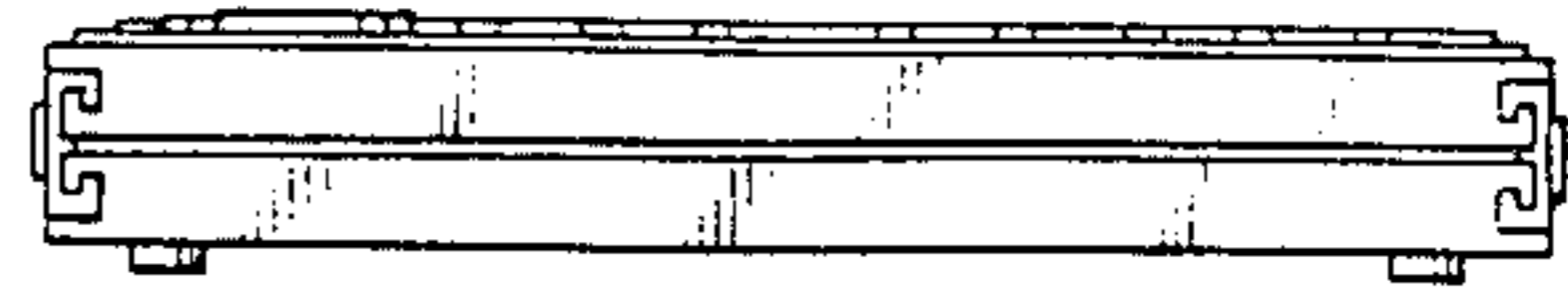


FIG. 3

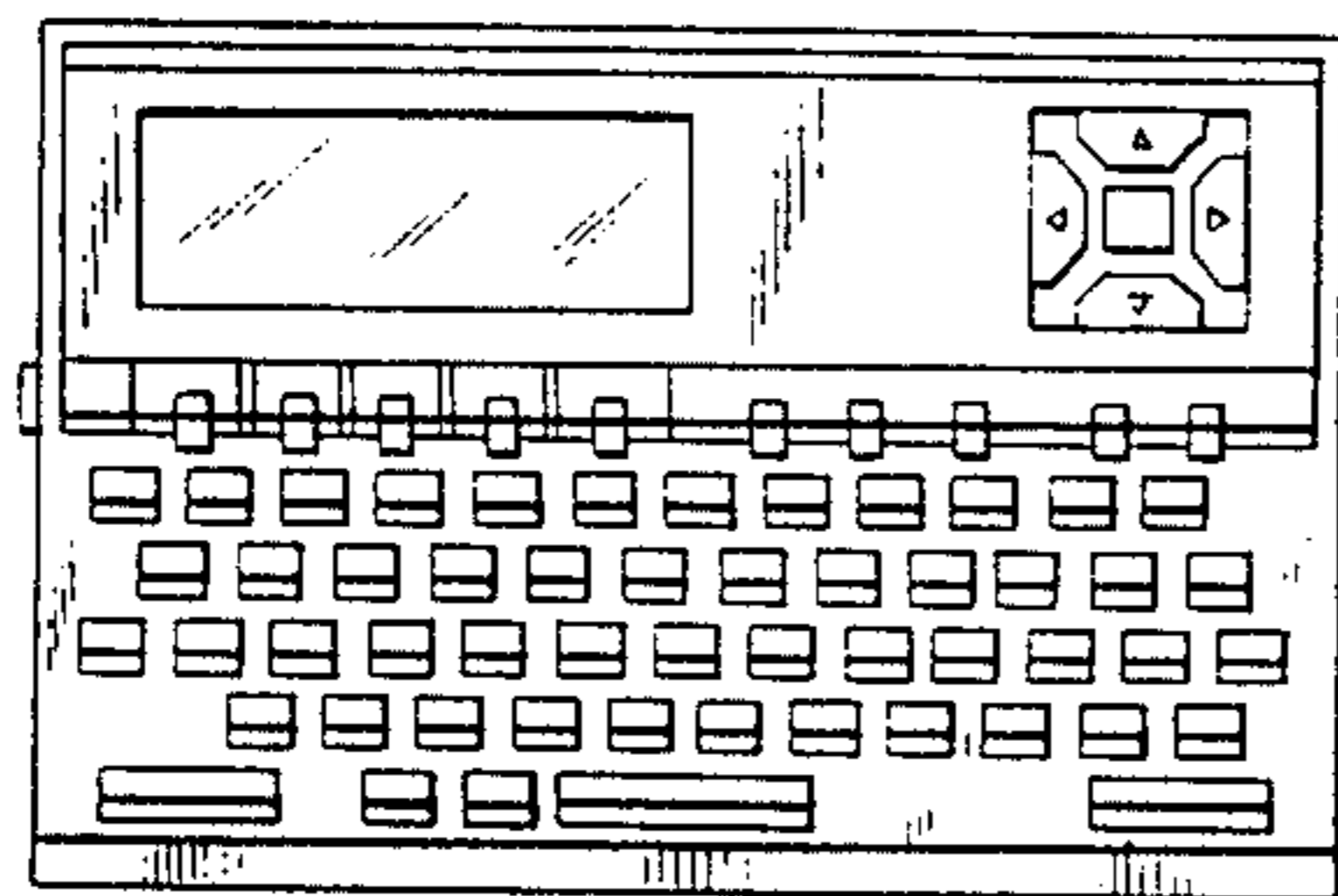


FIG. 4




FIG. 5

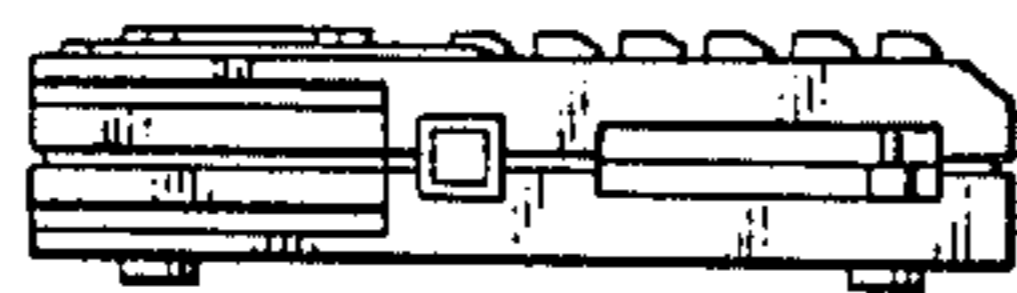


FIG. 6

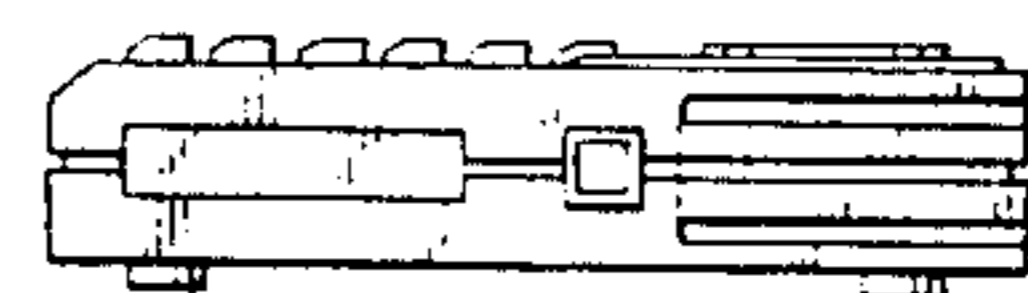


FIG. 7

