

[54] **ELECTRONIC CALCULATOR**

[75] **Inventor: Masaji Sawada, Osaka, Japan**

[73] **Assignee: Sharp Corporation, Osaka, Japan**

[**] **Term: 14 Years**

[21] **Appl. No.: 455,821**

[22] **Filed: Jan. 5, 1983**

[30] **Foreign Application Priority Data**

Jul. 15, 1982 [JP] Japan 57-32169

[52] **U.S. Cl. D18/7**

[58] **Field of Search D18/2, 7, 8, 11, 12;
D14/100, 107, 114, 115, 111; D21/13;
364/706-710; 200/5 A**

[56] **References Cited**

U.S. PATENT DOCUMENTS

D. 231,989 7/1974 Kitai D18/7
D. 271,767 12/1983 Ohie D14/100
D. 275,009 8/1984 Shibata D18/7 X
D. 276,230 11/1984 Akiyama D14/100

Primary Examiner—Louis S. Zarfes
Attorney, Agent, or Firm—Flehr, Hohbach, Test,
Albritton & Herbert

[57] **CLAIM**

The ornamental design for an electronic calculator, as shown and described.

DESCRIPTION

FIG. 1 is a top plan view of an electronic calculator showing my new design;

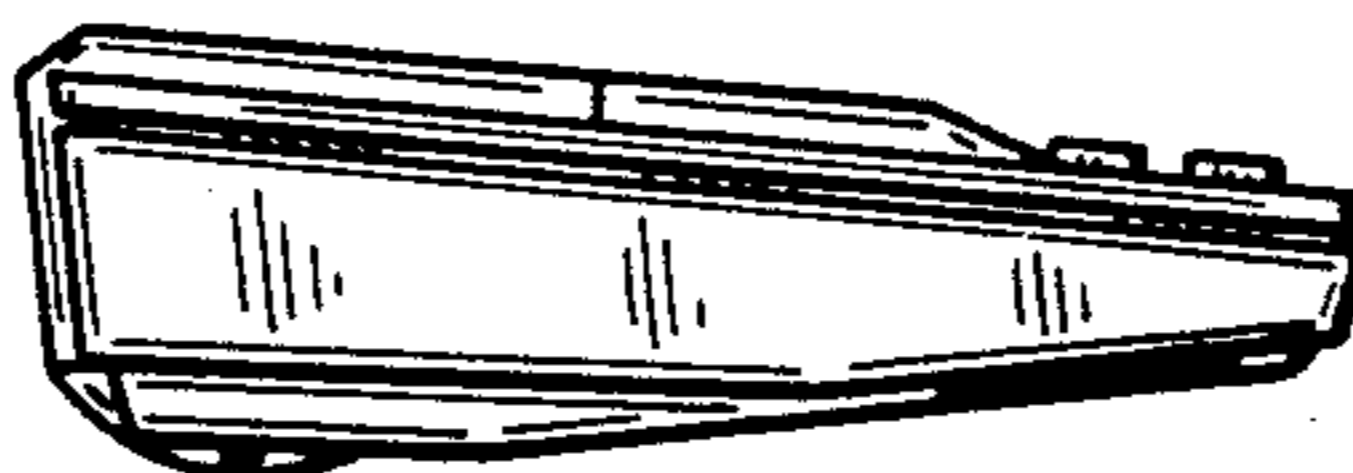

FIG. 2 is a bottom plan view thereof;


FIG. 3 is a front elevational view thereof;

FIG. 4 is a rear elevational view thereof;


FIG. 5 is a right side elevational view thereof; and

FIG. 6 is a left side elevational view thereof.






FIG_1




FIG_2



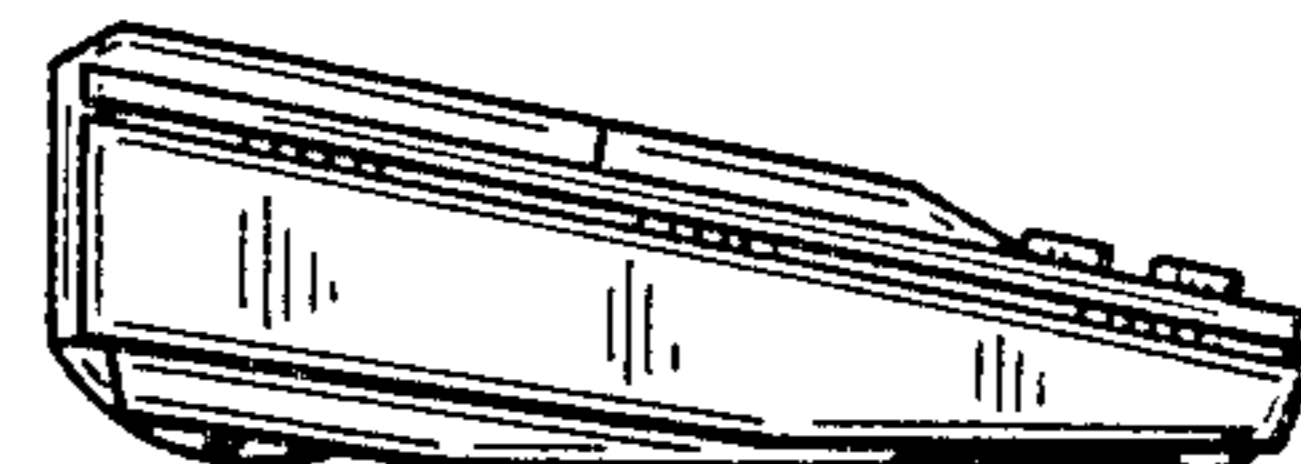
FIG_3



FIG_4



FIG_5



FIG_6