

[54] COMBINED MODULAR DISPLAY RACK AND LIGHTING FIXTURES UNIT

[75] Inventor: Richard Bolduc, Quebec, Canada

[73] Assignee: Domco Industries Ltd., Lachine, Canada

[**] Term: 14 Years

[21] Appl. No.: 406,381

[22] Filed: Aug. 9, 1982

[52] U.S. Cl. D6/399; D6/463; D6/464

[58] Field of Search D6/85, 157, 139, 190, D6/188, 184, 185, 46, 3, 464, 396, 397, 399, 462; D20/10, 39; D26/51, 58; 211/13, 55, 45, 74; 108/92

[56] References Cited

U.S. PATENT DOCUMENTS

- D. 137,373 2/1944 Davis D6/399
- D. 184,765 3/1959 Patterson D6/399

Primary Examiner—Carmen H. Vales
Attorney, Agent, or Firm—Larson and Taylor

[57] CLAIM

The ornamental design for a combined modular display rack and lighting fixtures unit, as shown and described.


DESCRIPTION

FIG. 1 is a left front perspective view of a combined modular display rack and lighting fixtures unit showing my new design with the diagonal wires drawn as single lines for clarity;

FIG. 2 is a left side elevational view thereof;

FIG. 3 is a top plan view thereof with the diagonal wires drawn as single lines for clarity;

FIG. 4 is a rear elevational view thereof with the diagonal wires drawn as single lines for clarity.



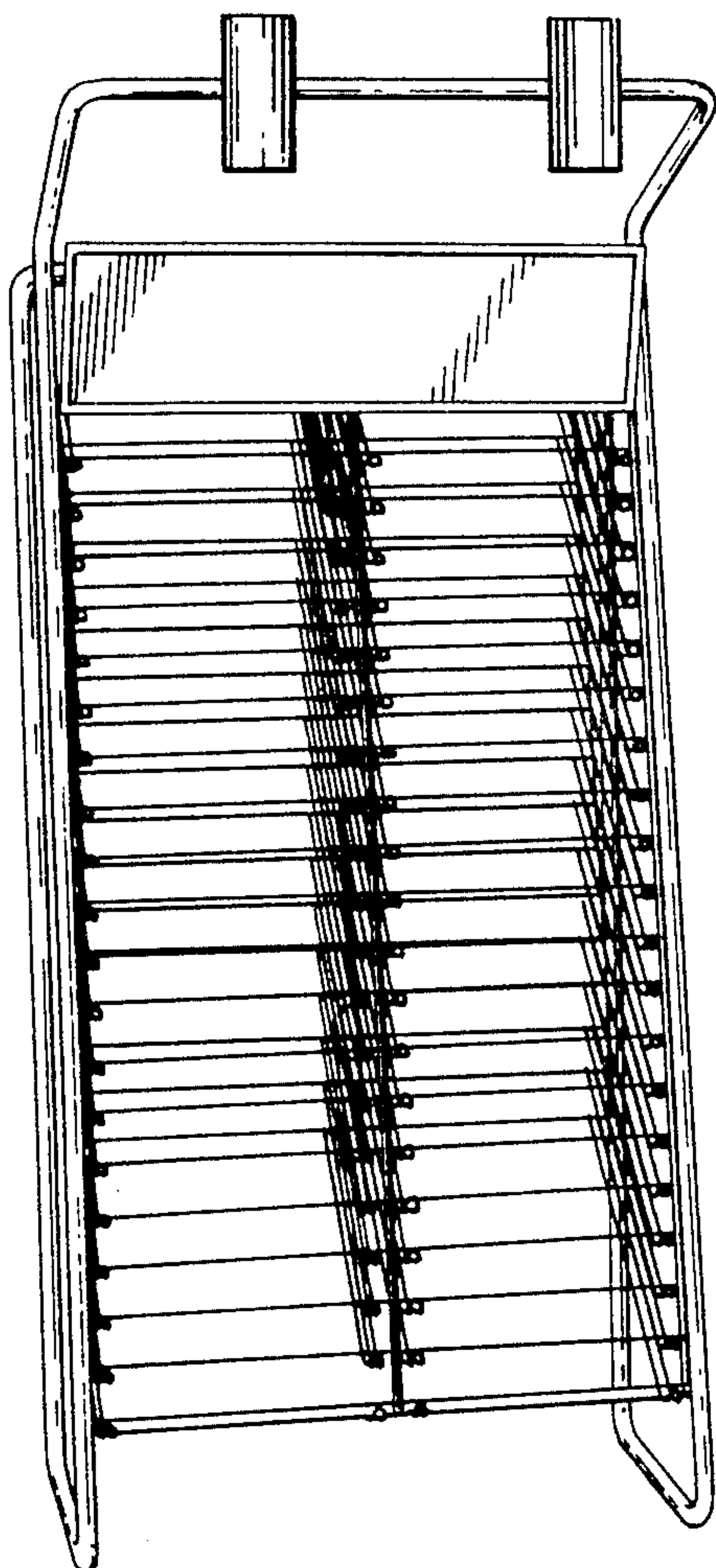


Fig. 1

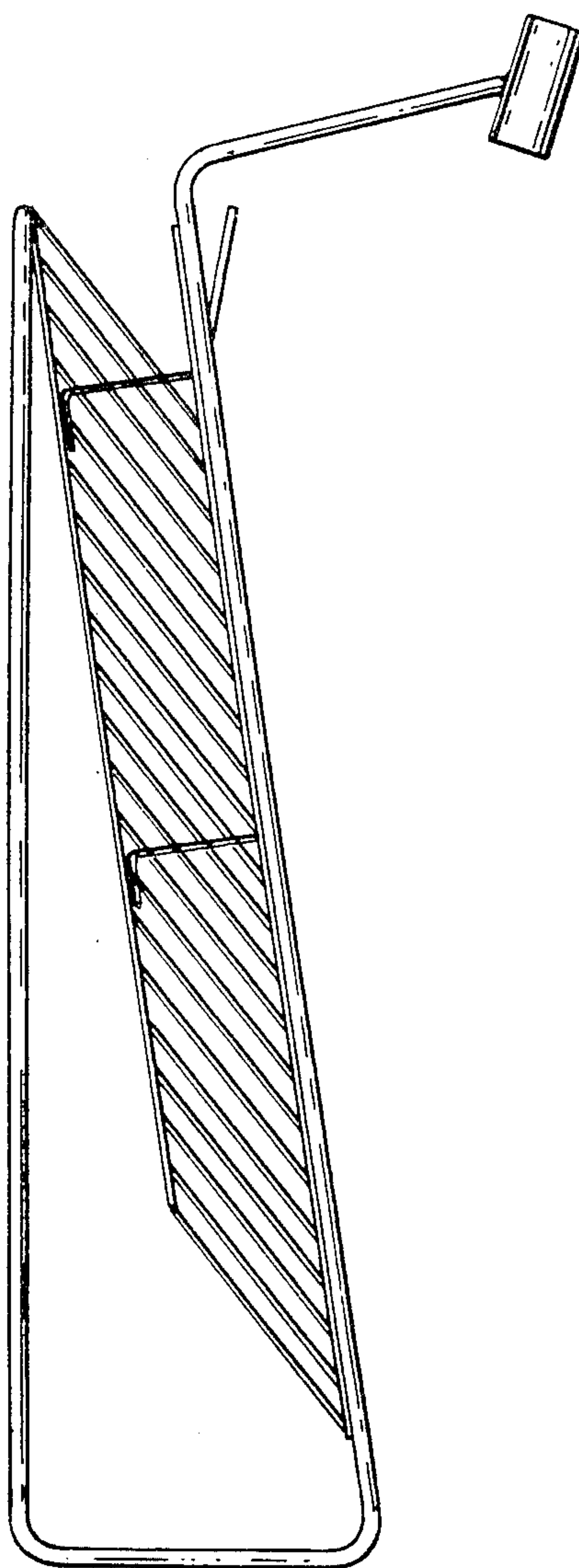


Fig. 2

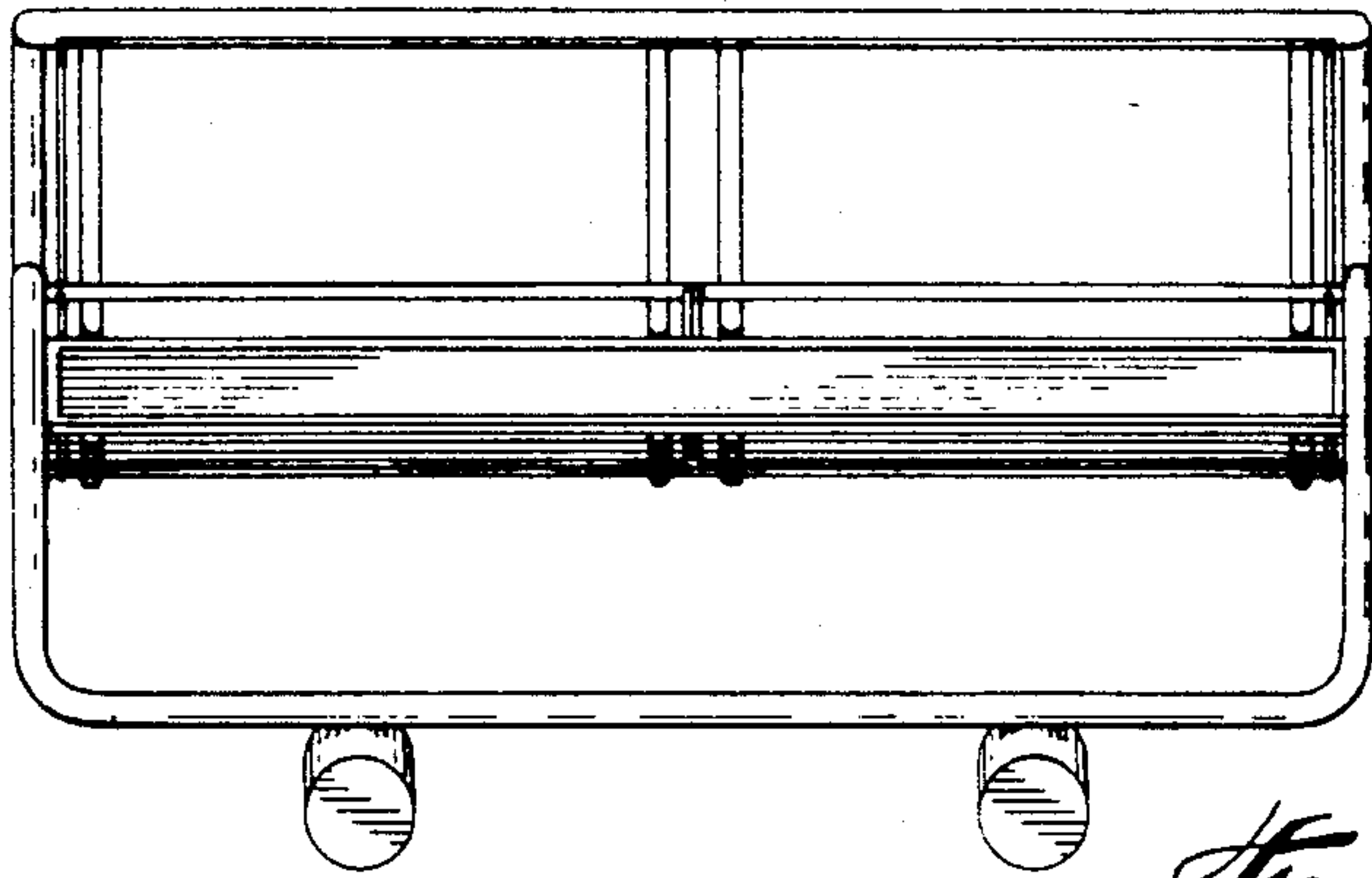


Fig. 3




Fig. 4