

# United States Patent [19]

Henkels

[11] Patent Number: **Des. 279,015**

[45] Date of Patent: **\*\* May 28, 1985**

[54] **COMBINED HOLDER FOR WRITING INSTRUMENTS AND NOTE PAPER**

[76] Inventor: **Walter Henkels**, Holunderweg 1,  
D-5142 Hückelhoven, Fed. Rep. of  
Germany

[\*\*] Term: **14 Years**

[21] Appl. No.: **491,456**

[22] Filed: **May 4, 1983**

[30] **Foreign Application Priority Data**

Jan. 10, 1983 [XH] Hague ..... DM/002 125

[52] U.S. Cl. .... **D19/78; D19/85;**  
D19/92

[58] Field of Search ..... **D19/20-24,**  
D19/75, 77-85, 92; 206/214

[56] **References Cited**

**U.S. PATENT DOCUMENTS**

D. 252,935 9/1979 Henkels ..... D19/75

D. 257,778 1/1981 Macowski ..... D19/75

D. 264,821 6/1982 Henkels ..... D19/77

D. 273,309 4/1984 Evenson ..... D19/75

D. 275,401 9/1984 Henkels ..... D19/75

*Primary Examiner*—George P. Word

*Attorney, Agent, or Firm*—Diller, Ramik & Wight

[57] **CLAIM**

The ornamental design for a combined holder for writing instruments and note paper, substantially as shown and described.

## DESCRIPTION

FIG. 1 is a right front perspective view of a combined holder for writing instruments and note paper showing my new design;

FIG. 2 is a front elevational view thereof;

FIG. 3 is a top plan view thereof;

FIG. 4 is a bottom plan view thereof;

FIG. 5 is a rear elevational view thereof; and

FIG. 6 is a right side elevational view thereof, the left side being a mirror image thereto.





FIG.1

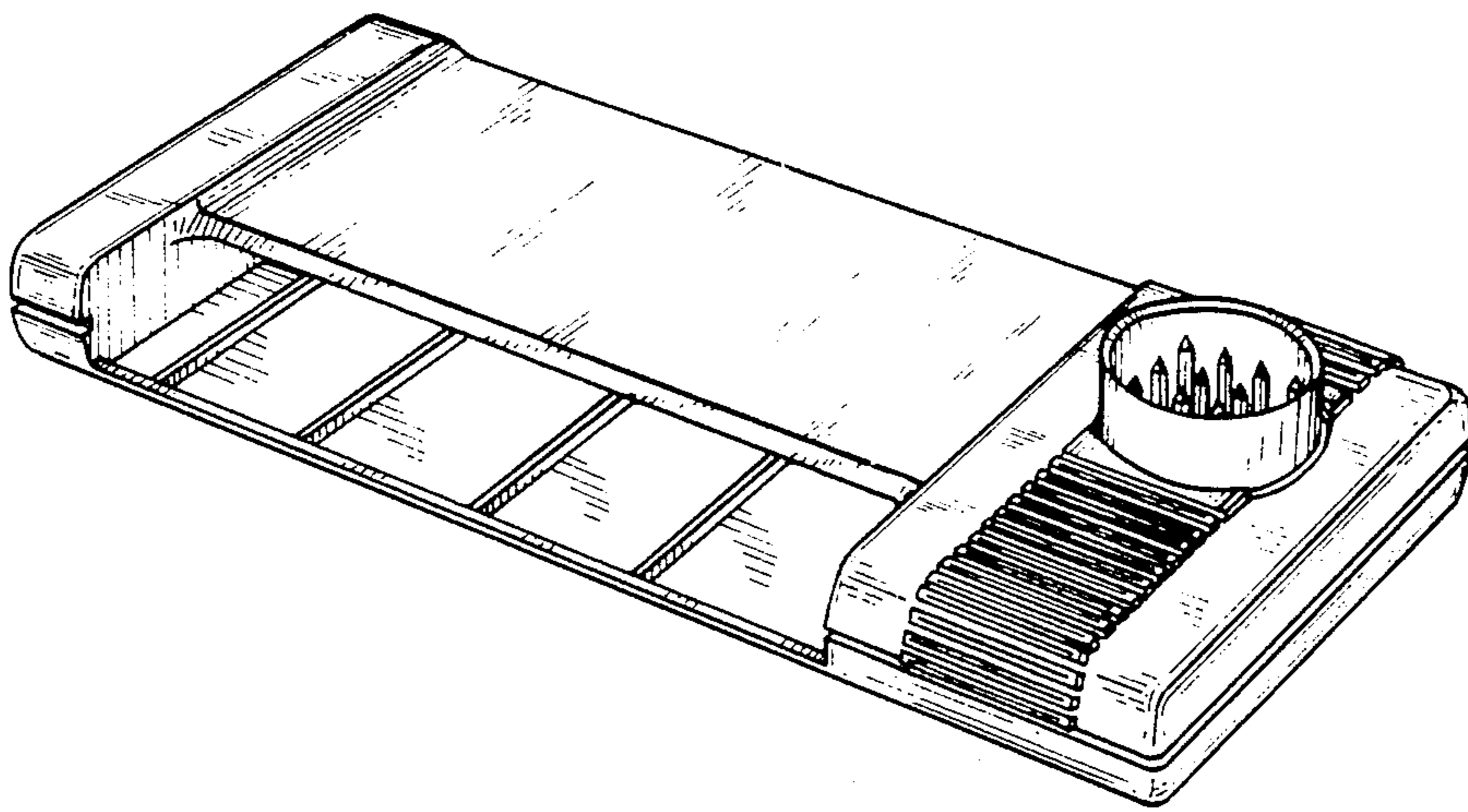



FIG.2



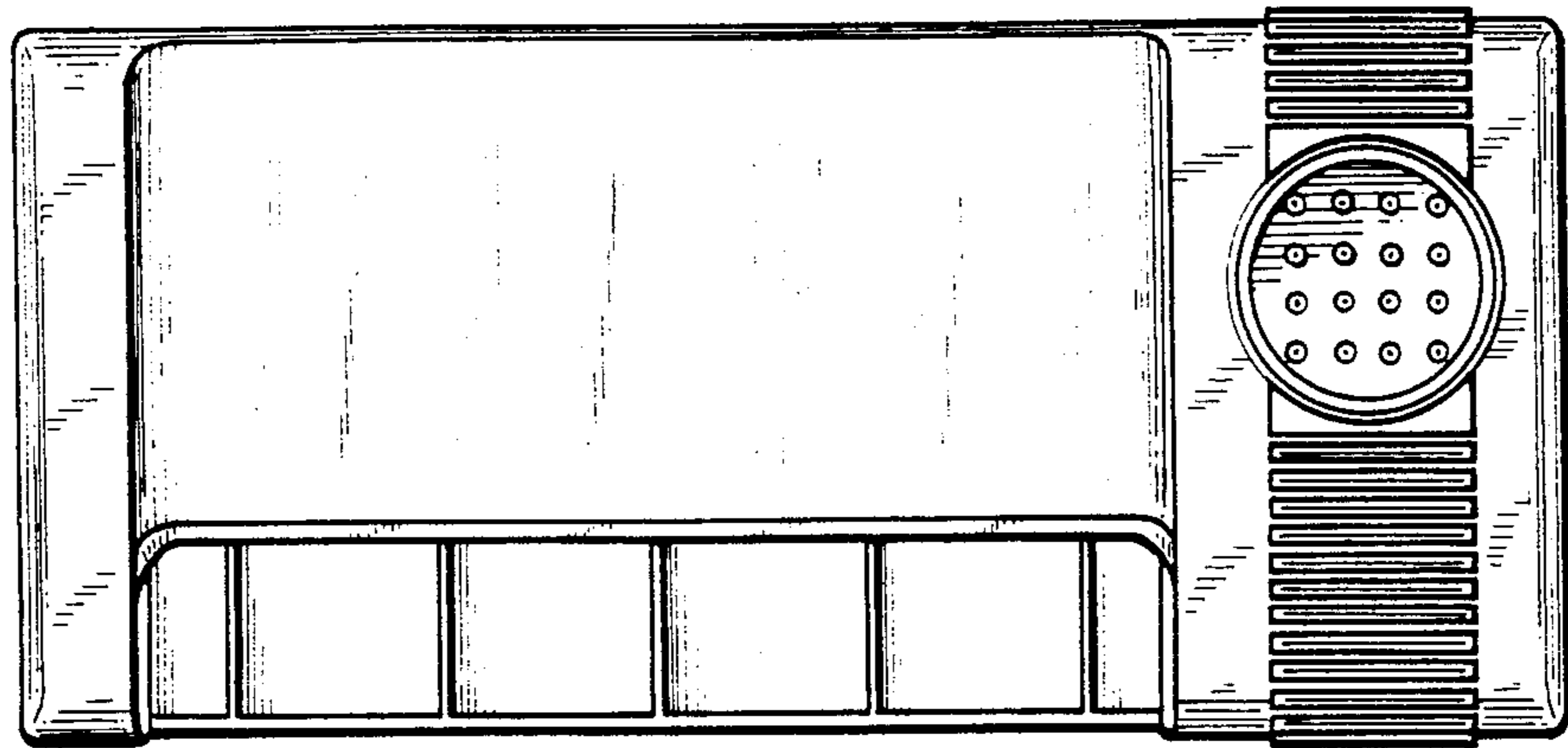


FIG. 3




FIG. 4




FIG. 5




FIG. 6