

# United States Patent [19]

Genaro et al.

[11] Patent Number: Des. 279,005

[45] Date of Patent: \*\* May 28, 1985

[54] HOUSING FOR A TELEPHONE HANDSET OR SIMILAR ARTICLE

[75] Inventors: Donald M. Genaro, Haworth; Richard M. Joffe, Palisades Park, both of N.J.; John N. McGarvey, Drexel Hill, Pa.

[73] Assignee: AT&T Technologies, Inc., Berkeley Heights, N.J.

[\*\*] Term: 14 Years

[21] Appl. No.: 645,184

[22] Filed: Aug. 29, 1984

[52] U.S. Cl. .... D14/63; D14/64; D14/53

[58] Field of Search ..... D14/52, 53, 63, 56, D14/64, 58-59; 179/100 R, 100 C, 100 D, 179, 102, 101, 103

[56] **References Cited**

**U.S. PATENT DOCUMENTS**

|            |         |                 |       |        |
|------------|---------|-----------------|-------|--------|
| D. 194,538 | 2/1963  | Brown           | ..... | D14/64 |
| D. 209,910 | 1/1968  | Tyson           | ..... | D14/63 |
| D. 210,668 | 4/1968  | Janda           | ..... | D14/63 |
| D. 215,664 | 10/1969 | Dreyfuss et al. | ..... | D14/53 |
| D. 219,029 | 10/1970 | Dreyfuss et al. | ..... | D14/53 |
| D. 234,850 | 4/1975  | Tyson et al.    | ..... | D14/64 |
| D. 248,758 | 8/1978  | Krolopp et al.  | ..... | D14/58 |
| D. 255,681 | 7/1980  | Read et al.     | ..... | D14/64 |

|            |         |                  |       |         |
|------------|---------|------------------|-------|---------|
| D. 262,207 | 12/1981 | Kaczkos          | ..... | D14/53  |
| D. 263,048 | 2/1982  | Genaro et al.    | ..... | D14/64  |
| D. 270,635 | 9/1983  | Bloem, Sr.       | ..... | D14/64  |
| D. 271,393 | 11/1983 | Carr             | ..... | D14/63  |
| D. 273,784 | 5/1984  | Shibayama et al. | ..... | D14/53  |
| D. 274,243 | 6/1984  | Asaki et al.     | ..... | D14/53  |
| 3,521,008  | 7/1970  | Tyson            | ..... | 179/100 |

**OTHER PUBLICATIONS**

Spiegel Home World Fall 1983, "Cobra" Cordless, p. 609, Items K-N.

*Primary Examiner*—Wallace R. Burke

*Assistant Examiner*—Horace B. Fay

*Attorney, Agent, or Firm*—H. L. Newman

[57] **CLAIM**

The ornamental design of a housing for a telephone handset or similar article, substantially as shown and described.

**DESCRIPTION**

FIG. 1 is a bottom plan view of the housing for a telephone handset or similar article embodying our new design;

FIG. 2 is a top plan view thereof;

FIG. 3 is an end elevation view looking to the right in FIGS. 1 and 2;

FIG. 4 is an end elevation view looking toward the left of FIGS. 1 and 2;

FIG. 5 is a side elevation view, the opposite side being essentially a mirror image of the side shown.




FIG. 1






FIG. 2



*FIG. 3*



*FIG. 4*



*FIG. 5*

