

[54] PORTABLE COMBINED MICRO-CASSETTE TAPE RECORDER, RADIO AND CALCULATOR

D. 262,293 12/1981 Anzai D14/72
D. 264,586 5/1982 Takata D14/6

[75] Inventor: Minoru Nagasawa, Tokyo, Japan

OTHER PUBLICATIONS

Hong Kong Enterprise, 11-81, p. 49, bottom left corner 2 Items.

[73] Assignee: Nippon Chemi-Con Corporation, Tokyo, Japan

Primary Examiner—Jane E. Corrigan
Attorney, Agent, or Firm—Sughrue, Mion, Zinn, Macpeak & Seas

[**] Term: 14 Years

[21] Appl. No.: 470,741

[57] CLAIM

[22] Filed: Feb. 28, 1983

The ornamental design for a portable combined micro-cassette tape recorder, radio and calculator, as shown.

[30] Foreign Application Priority Data

Sep. 3, 1982 [JP] Japan 57-40205

[52] U.S. Cl. D14/5; D14/6; D14/68; D14/72; D18/2

[58] Field of Search D14/1, 2, 5, 6, 68, D14/70, 72, 75, 76; D18/2

DESCRIPTION

FIG. 1 is a front, top and right side perspective view of a portable combined micro-cassette tape recorder, radio and calculator showing my new design; FIG. 2 is a front elevational view thereof; FIG. 3 is a right side elevational view thereof; FIG. 4 is a top plan view thereof; FIG. 5 is a rear elevational view thereof; FIG. 6 is a left side elevational view thereof; and FIG. 7 is a bottom plan view thereof.

[56] References Cited

U.S. PATENT DOCUMENTS

D. 251,330 3/1979 Kurosu et al. D18/2
D. 260,646 9/1981 Akazawa et al. D18/2




FIG. 1




FIG. 2

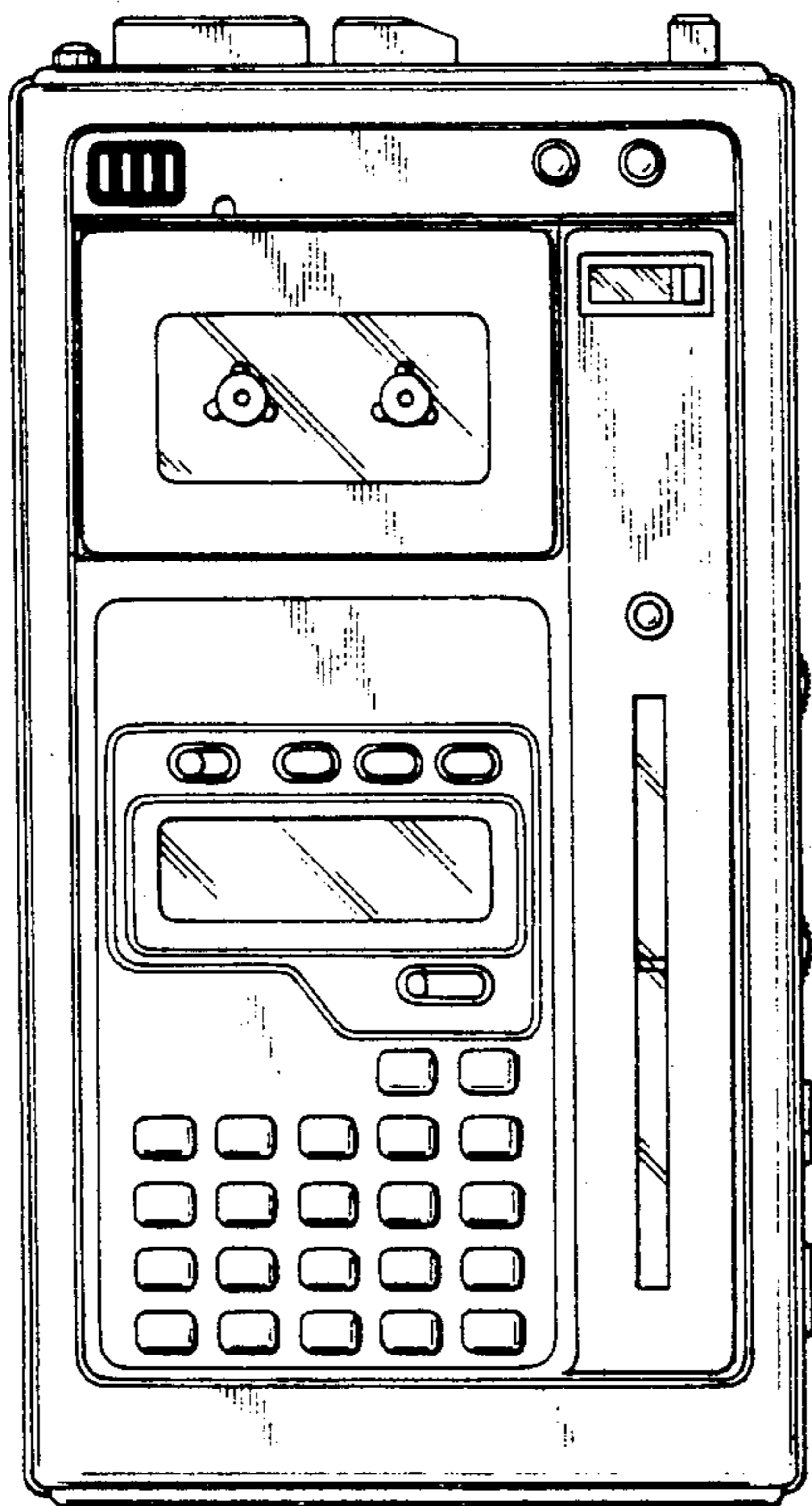


FIG. 3




FIG. 4

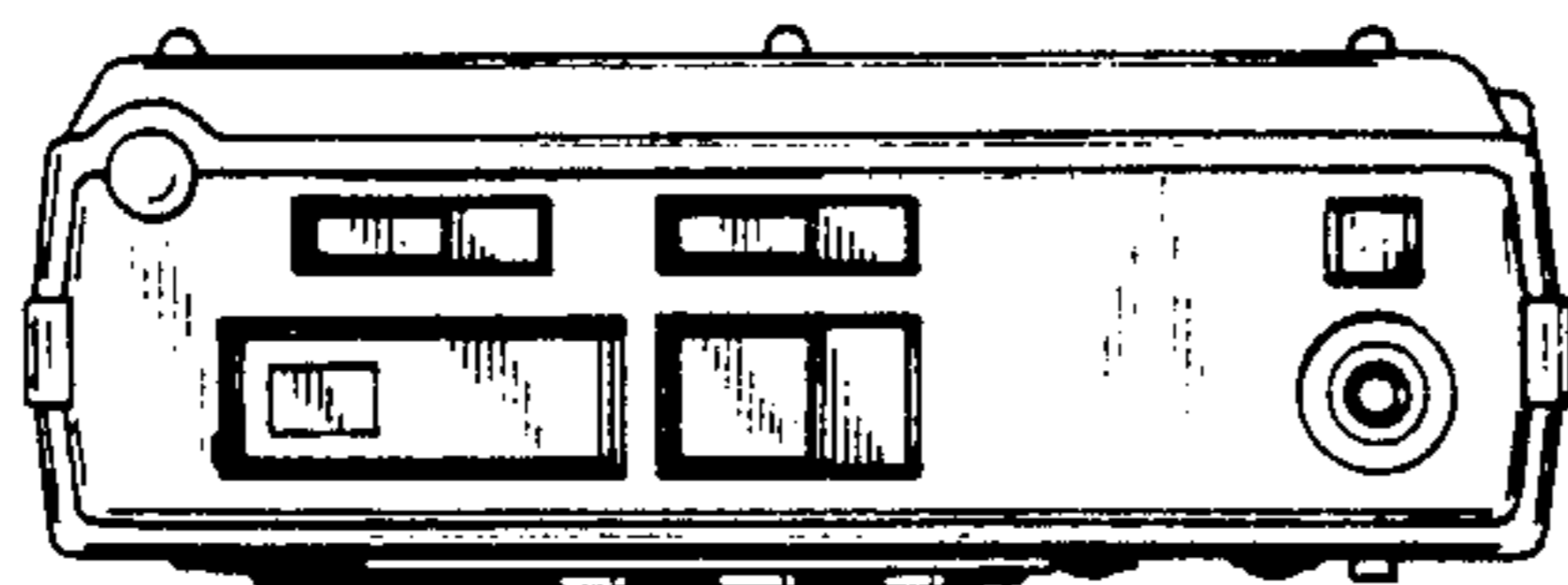


FIG. 5

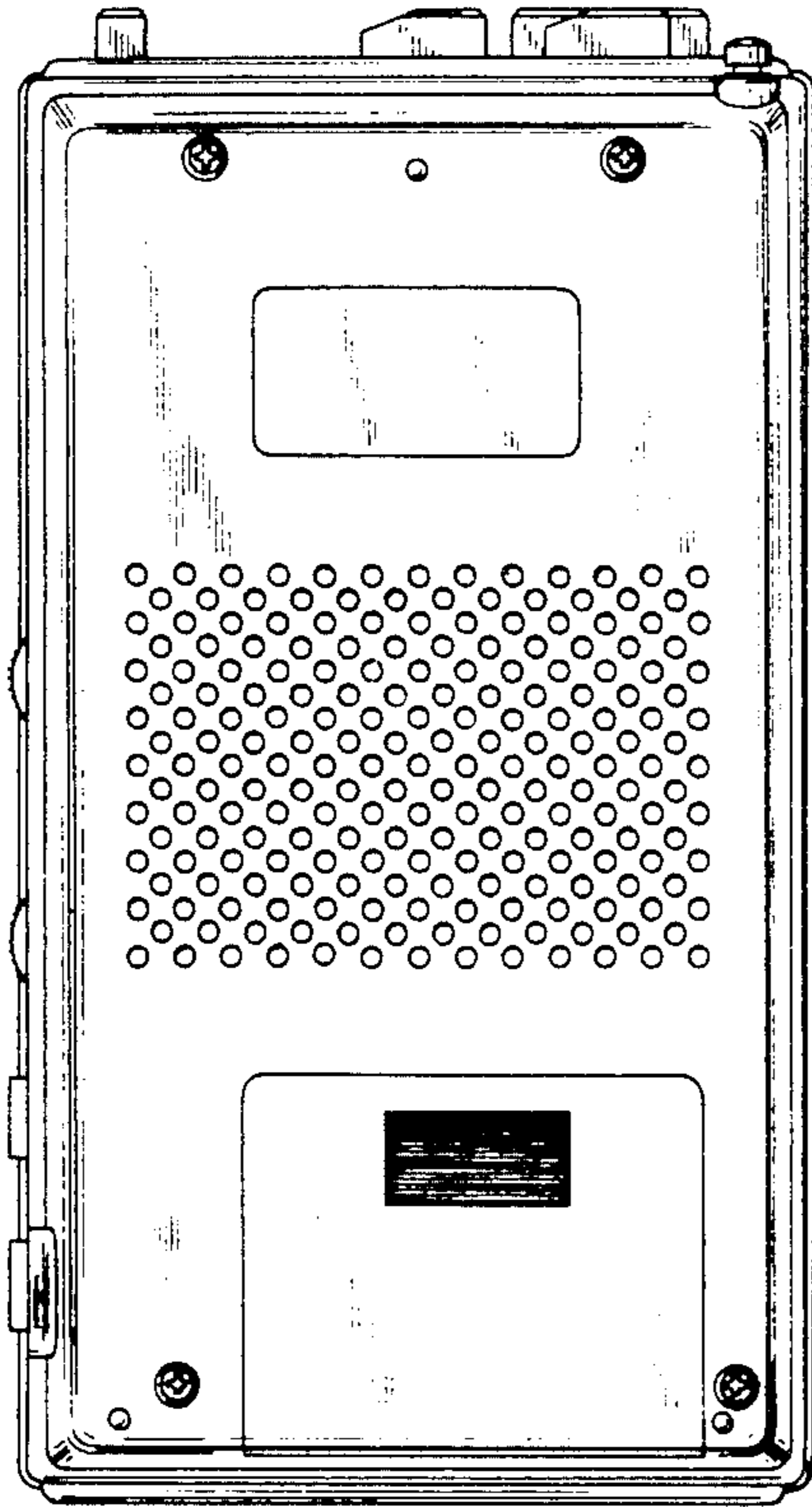


FIG. 6

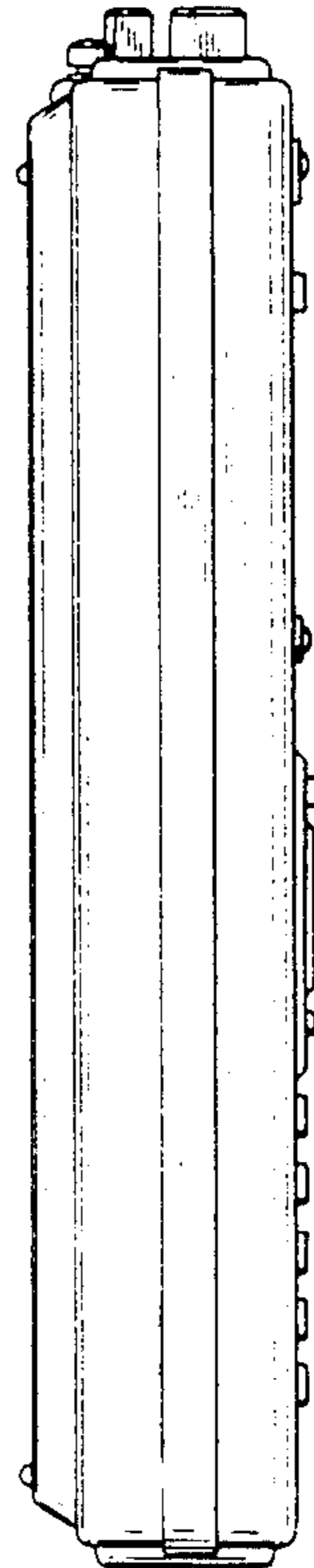


FIG. 7

