

[54] EXTENDIBLE AUTOMOTIVE ASHTRAY REFLECTOR

[76] Inventor: Judith A. Whitaker, 5563 Wedge La., Wescosville, Pa. 18106

[**] Term: 14 Years

[21] Appl. No.: 394,268

[22] Filed: Jul. 1, 1982

[52] U.S. Cl. D10/111; D10/121

[58] Field of Search D10/109-113, D10/121; 116/28, 63 R, 63 P; 350/97-109; 404/6-16; 40/155

[56] References Cited

U.S. PATENT DOCUMENTS

1,142,200	6/1915	Orchard	40/155
1,218,761	3/1917	Grant	40/155
1,548,249	8/1925	Binns	40/155
4,117,614	10/1978	Bickford	40/155

FOREIGN PATENT DOCUMENTS

0182223 3/1907 Fed. Rep. of Germany 40/155

OTHER PUBLICATIONS

American Bicyclist—Motorcyclist, 8/1973, p. 9, Safety Reflectors—RR-210-WCRR in upper right corner.

Primary Examiner—B. J. Bullock
Assistant Examiner—Suzanne N. Gitlin
Attorney, Agent, or Firm—William B. Noll

[57] CLAIM

The ornamental design for an extendible automotive ashtray reflector, as shown and described.

DESCRIPTION

FIG. 1 is a front elevational view of an extendible automotive ashtray reflector, showing my new design; FIG. 2 is a left side elevational view thereof; FIG. 3 is a right side elevational view thereof; FIG. 4 is a top plan view thereof; FIG. 5 is a rear elevational view thereof; and FIG. 6 is a bottom plan view thereof.

The reflector pattern seen in FIG. 1 is understood to repeat uniformly and cover the entire surface.

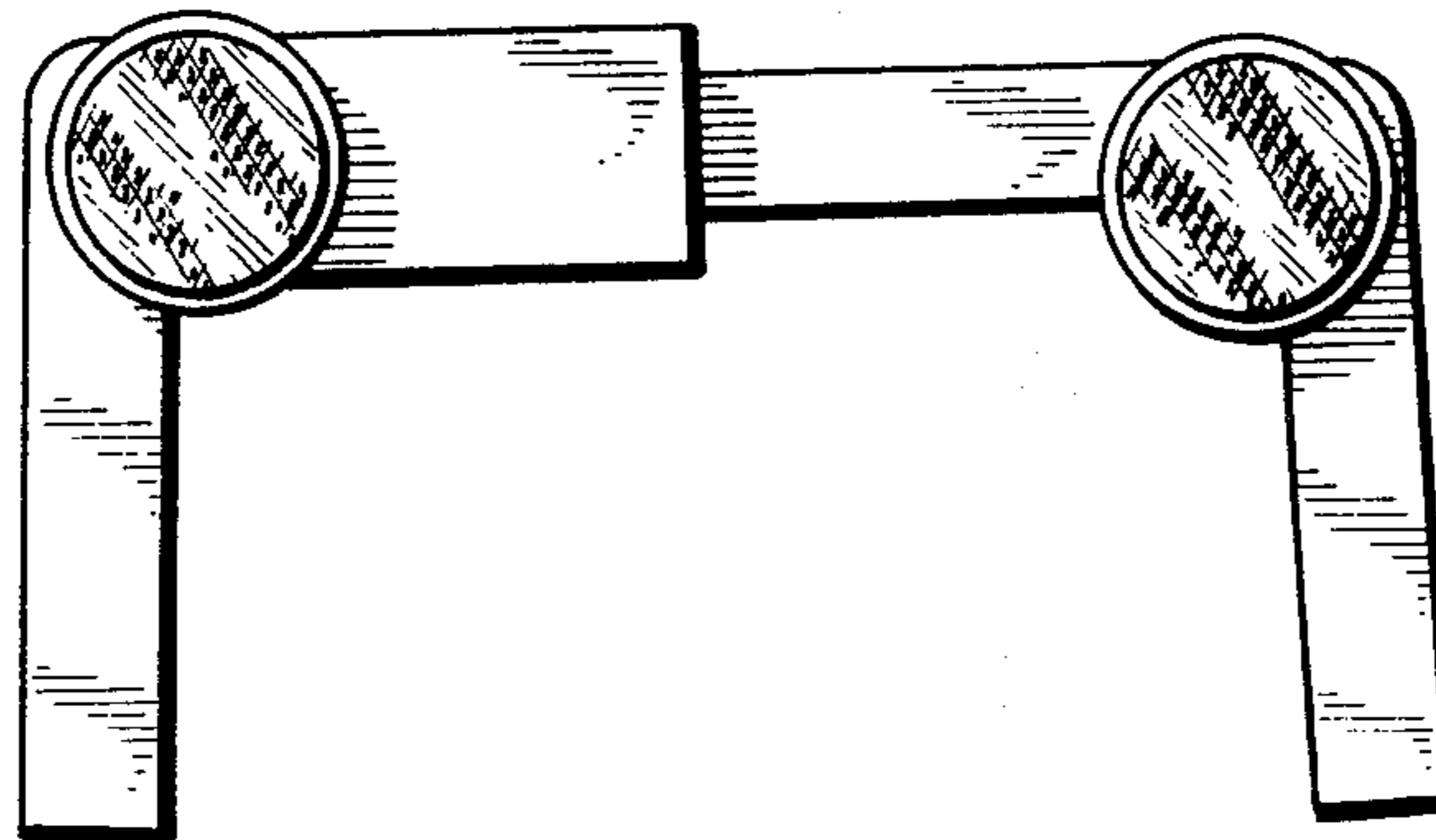


FIG. 2

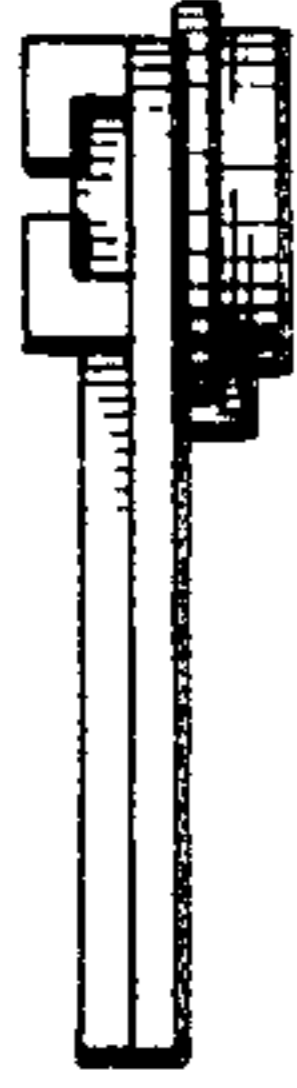


FIG. 1

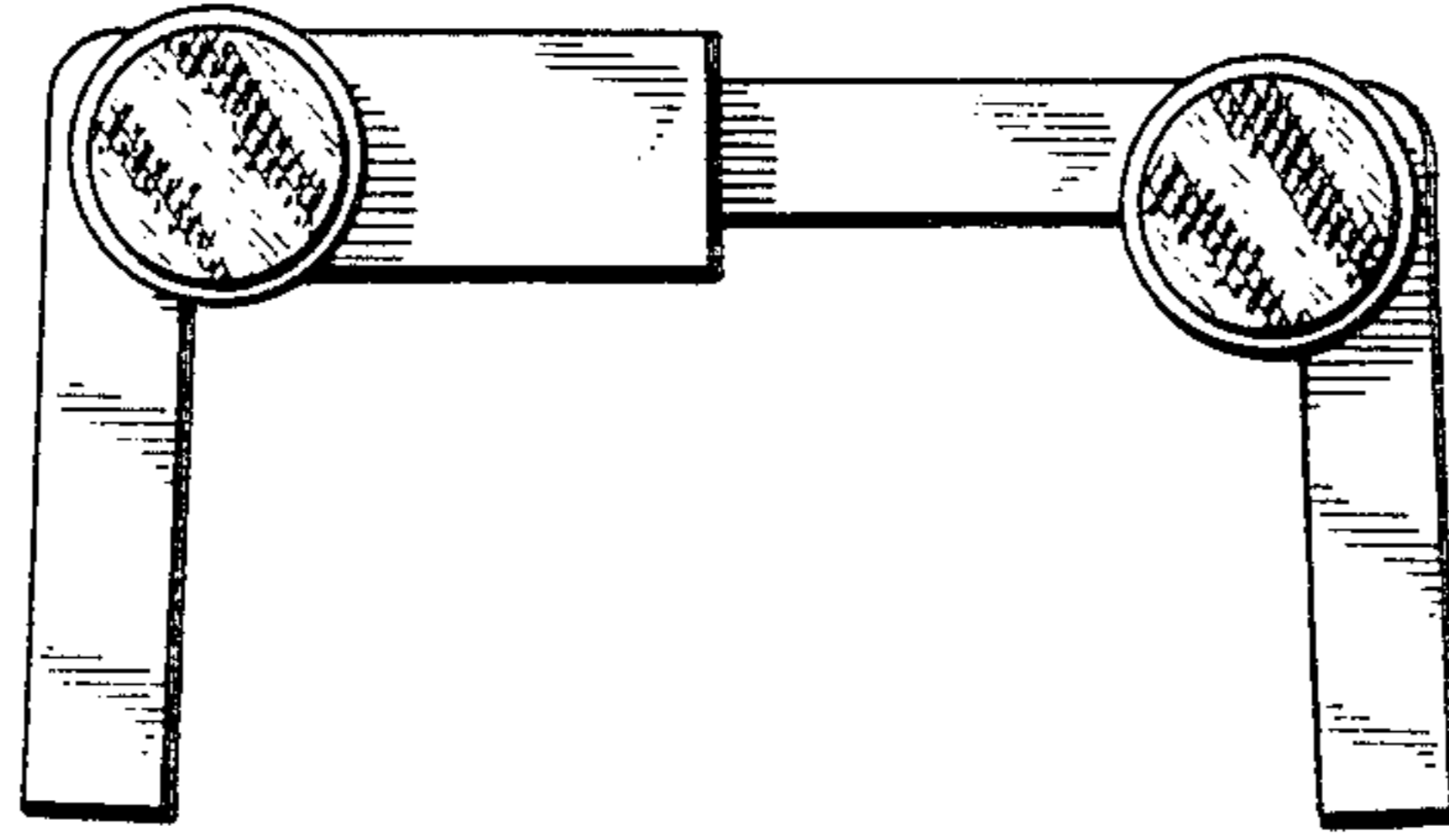


FIG. 3

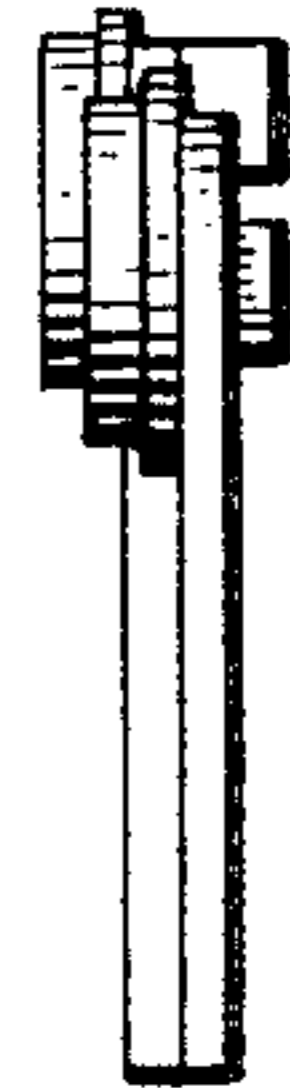


FIG. 4



FIG. 5

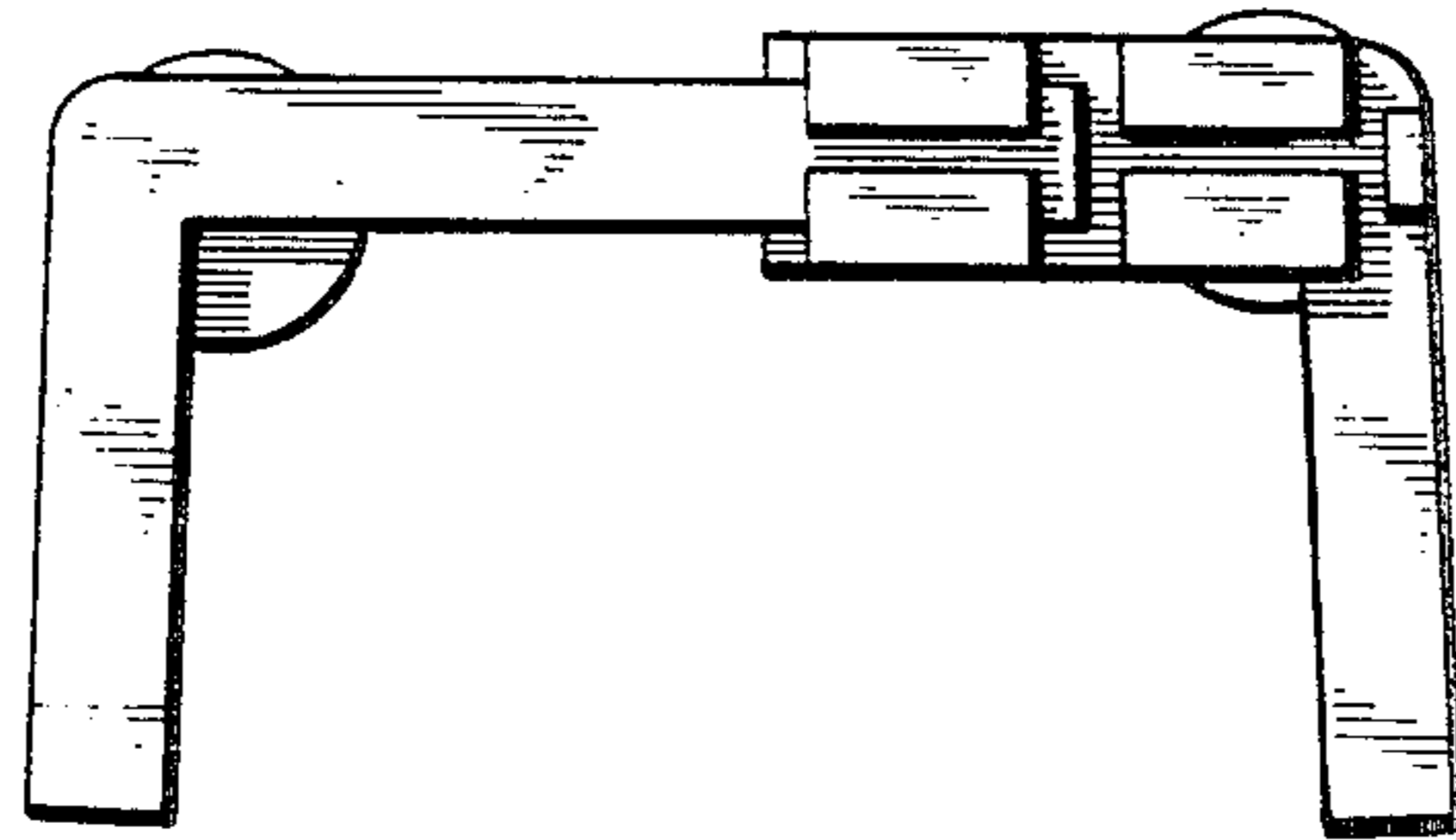


FIG. 6

