

[54] COMBINED PACKAGING AND DISPLAY CONTAINER

[75] Inventors: Kirk S. Anderson, Overland Park, Kans.; Scott D. Shane, Kansas City, Mo.

[73] Assignee: Anderson Metals Corporation, Kansas City, Mo.

[\*\*] Term: 14 Years

[21] Appl. No.: 462,607

[22] Filed: Jan. 31, 1983

[52] U.S. Cl. .... D9/415

[58] Field of Search ..... D9/415; 206/461, 462, 206/470, 471

[56] References Cited

U.S. PATENT DOCUMENTS

D. 247,222	2/1978	Paone et al. ....	D9/415
3,246,747	4/1966	Blish .....	206/462
3,289,830	12/1966	Foote .....	206/462 X
3,303,930	2/1967	Hyland .....	206/462
3,939,979	2/1976	Neumayer .....	206/470 X
4,016,972	4/1977	Szamborski .....	206/471 X
4,266,666	5/1981	Kuchenbecker .....	206/470 X
4,383,607	5/1983	Lordahl et al. ....	206/470 X

4,408,693 10/1983 Brewaeys et al. .... 206/461

Primary Examiner—Robert C. Spangler  
Attorney, Agent, or Firm—Schmidt, Johnson, Hovey & Williams

[57] CLAIM

The ornamental design for a combined packaging and display container, as shown and described.

DESCRIPTION

FIG. 1 is a perspective view of a combined packaging and display container showing our new design in a partially opened condition;

FIG. 2 is an elevational view in a fully opened condition;

FIG. 3 is a perspective view showing the side opposite that seen in FIG. 2;

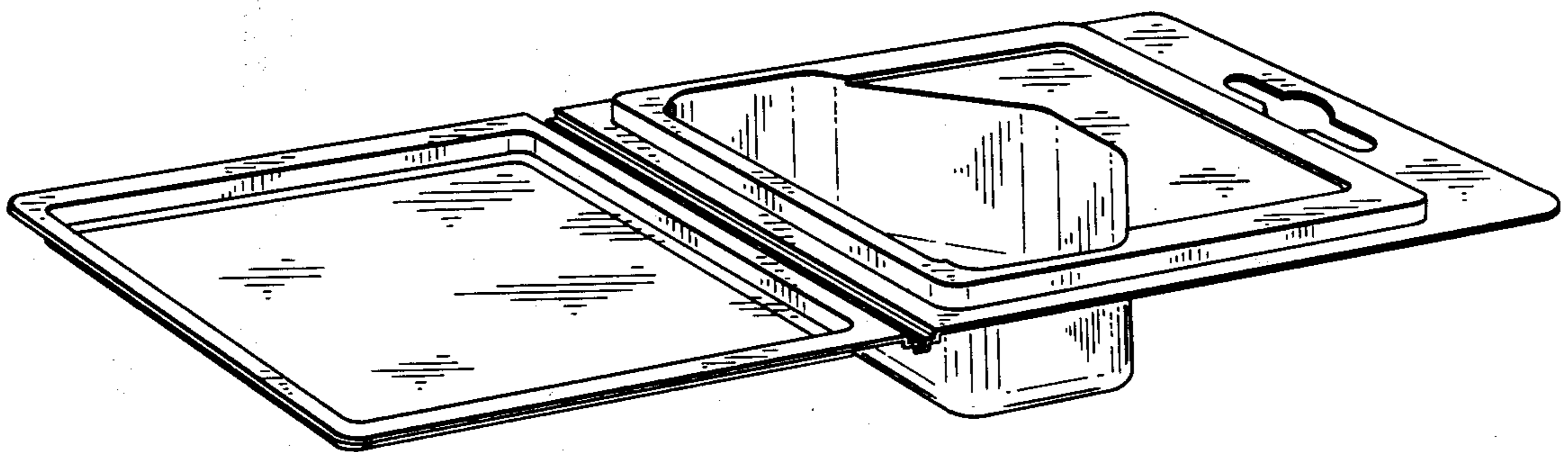
FIG. 4 is a sectional view taken on the line 4—4 of FIG. 2;

FIG. 5 is a view similar to FIG. 1 showing a modified form of our new design;

FIG. 6 is a perspective view thereof in a fully opened condition;

FIG. 7 is a view similar to FIG. 1 showing another modified form of our new design; and

FIG. 8 is a view similar to FIG. 1 showing yet another modified form of our new design.



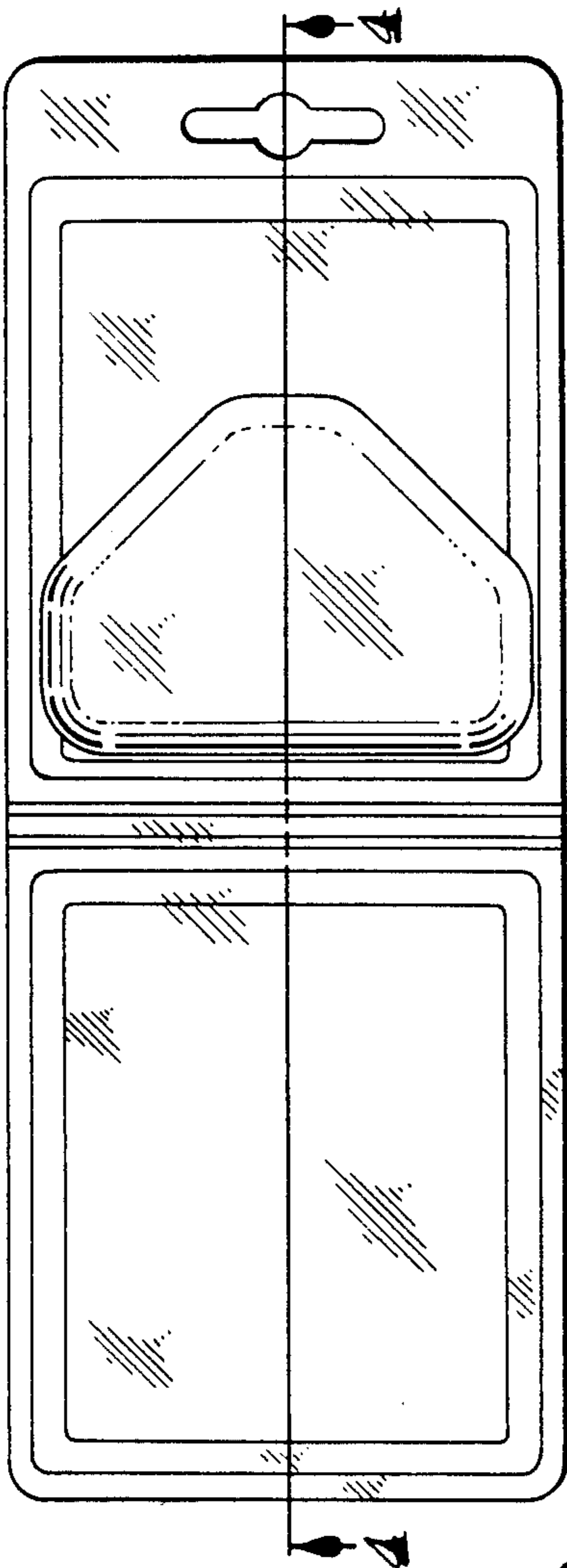


Fig. 2

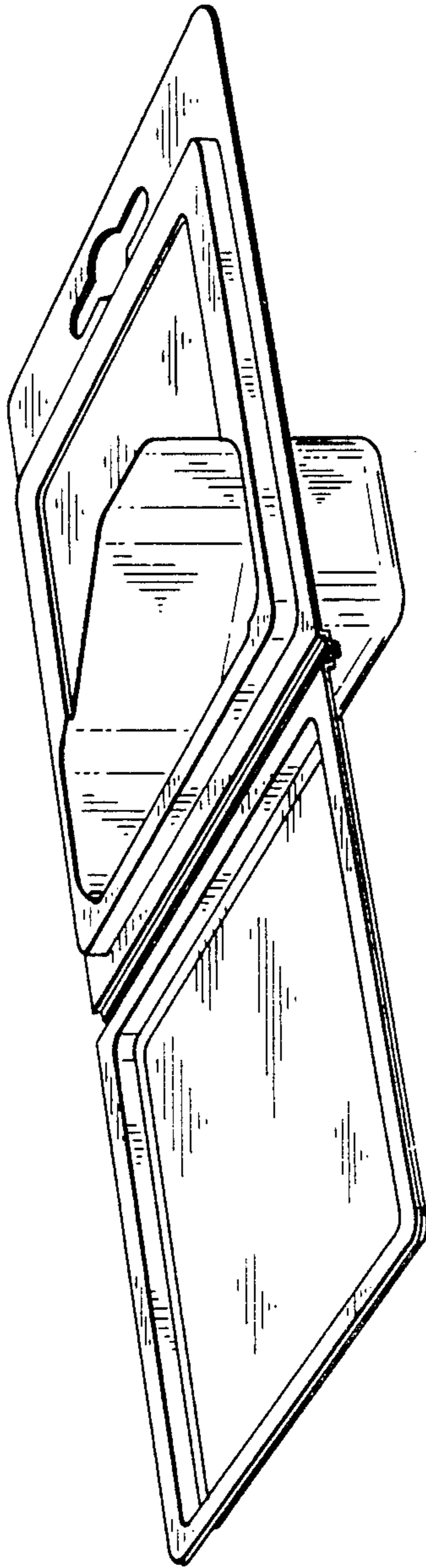


Fig. 3




Fig. 1

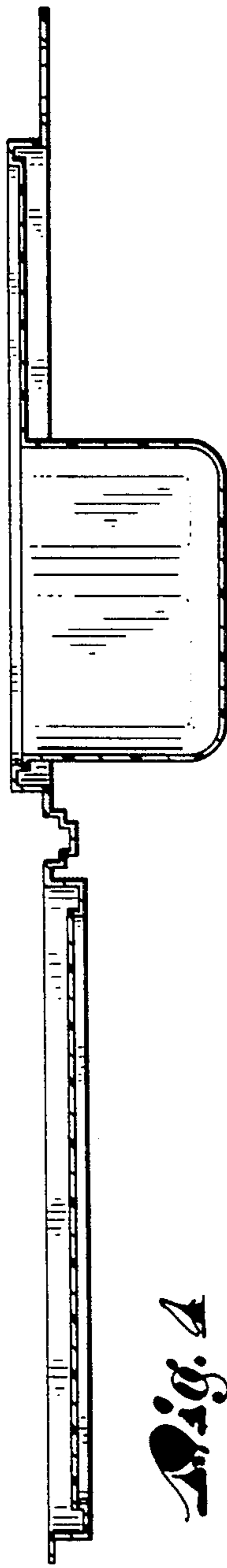


Fig. 4

