

[54] COMBINED FASTENING BOLT AND LOCKING WASHER THEREFOR

[76] Inventor: Rune Fredriksson, Myrgatan 36 B, Avesta, Sweden, S-774 00

[**] Term: 14 Years

[21] Appl. No.: 287,566

[22] Filed: Jul. 28, 1981

[30] Foreign Application Priority Data

Jan. 28, 1981 [SE] Sweden 81-0179

[52] U.S. Cl. D8/388; D8/391; D8/393; D8/399

[58] Field of Search D8/382, 388, 391, 392, D8/393, 399; 411/439, 451, 521, 526, 528, 371, 378, 457; 52/811; 403/353; 24/211 R

[56] References Cited

U.S. PATENT DOCUMENTS

84,585	12/1868	Sargent	411/457
D. 265,288	7/1982	McLean	D8/391
3,523,395	8/1970	Rutter et al.	403/353
4,150,465	4/1979	Gavin, Jr.	D8/399

FOREIGN PATENT DOCUMENTS

0142227	6/1980	Fed. Rep. of Germany	403/353
2299548	8/1976	France	411/378

Primary Examiner—B. J. Bullock

[57] CLAIM

The ornamental design for a combined fastening bolt and locking washer therefor, substantially as shown and described.

DESCRIPTION

FIG. 1 is a perspective view of a combined fastening bolt and locking washer therefor showing my new design;

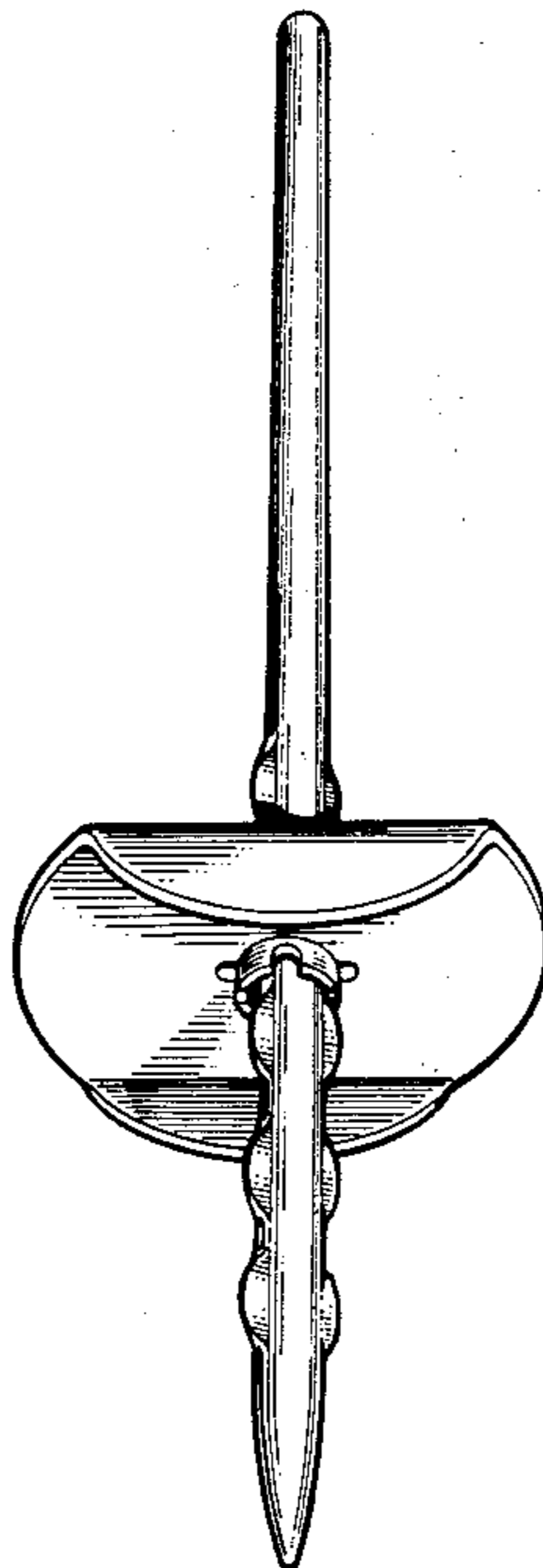
FIG. 2 is a side elevational view of the bolt, shown separately for clarity of illustration, both sides being identical;

FIG. 3 is a top plan view of FIG. 2;

FIG. 4 is a side elevational view of the washer, also shown separately for ease of illustration;

FIG. 5 is a top plan view of FIG. 4;

FIG. 6 is an end elevational view of FIG. 4, both ends being identical.



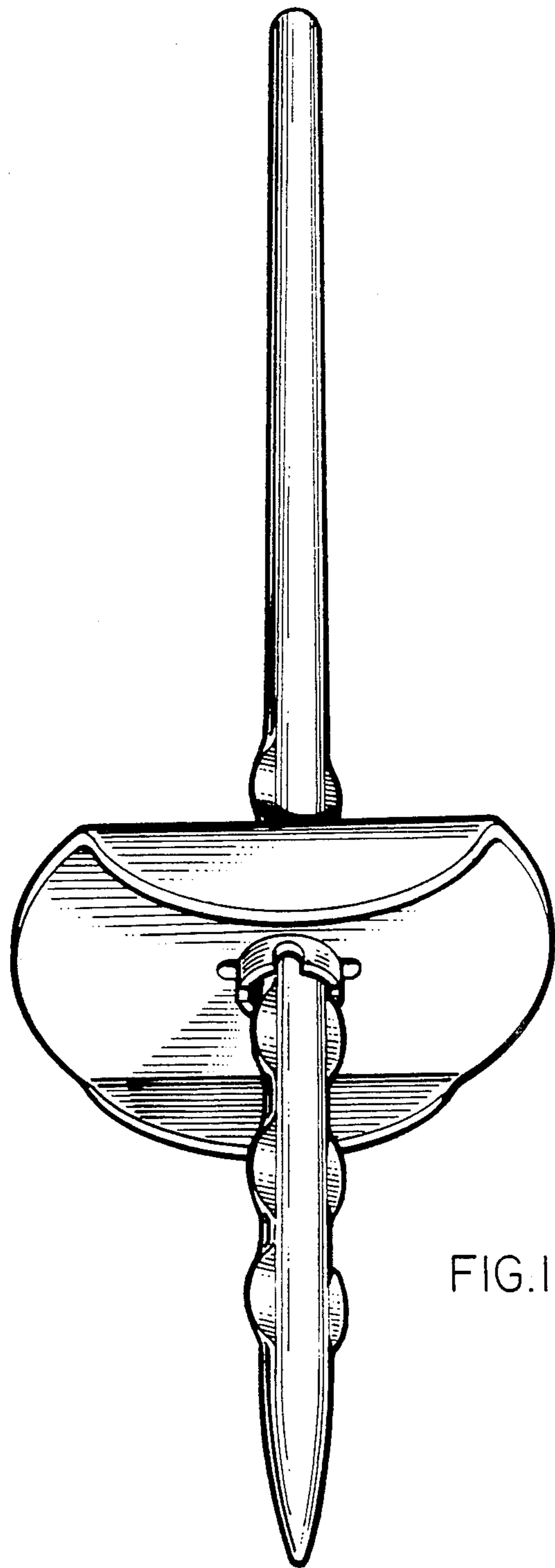


FIG. 1



FIG. 4

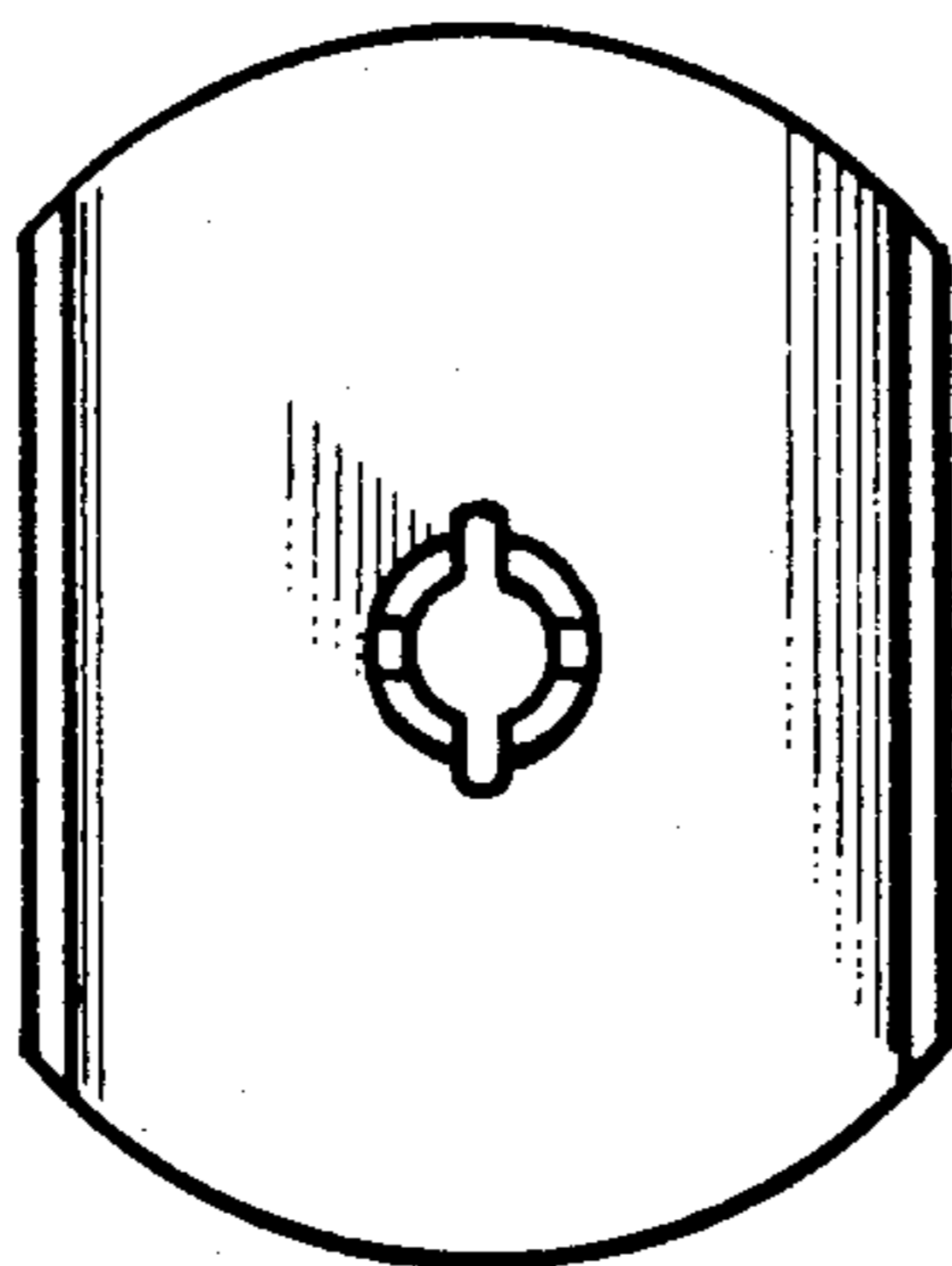


FIG. 5



FIG. 6

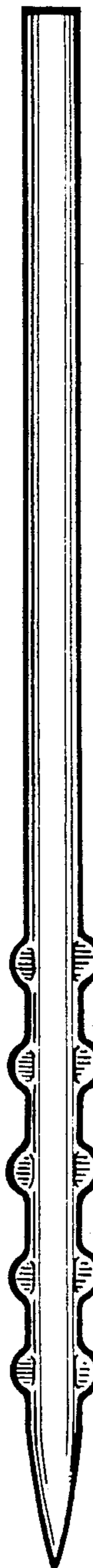


FIG. 2



FIG. 3