

[54] HANDLE FOR GARDENING TOOL OR THE LIKE

[75] Inventor: Walter Kolb, Betzdorf, Fed. Rep. of Germany

[73] Assignee: Wolf-Gerate GmbH, Fed. Rep. of Germany

[**] Term: 14 Years

[21] Appl. No.: 378,067

[22] Filed: May 14, 1982

[52] U.S. Cl. D8/107; D8/11

[58] Field of Search 294/49, 57, 19; D8/6-13, 107; D4/3, 10, 11, 37, 99; 42/93; 56/400.01, 400.12, 400.16, 400.2; 172/371

[56] References Cited

U.S. PATENT DOCUMENTS

16,388	1/1857	Jones	294/57 X
D. 211,596	7/1968	Gransden	D8/13
332,729	12/1885	McLellan	294/19.1
469,359	2/1892	Robinson	172/371
764,401	7/1904	Wegner	56/400.16

Primary Examiner—Susan J. Lucas
Assistant Examiner—Clare E. Heflin
Attorney, Agent, or Firm—Ostrolenk, Faber, Gerb & Soffen

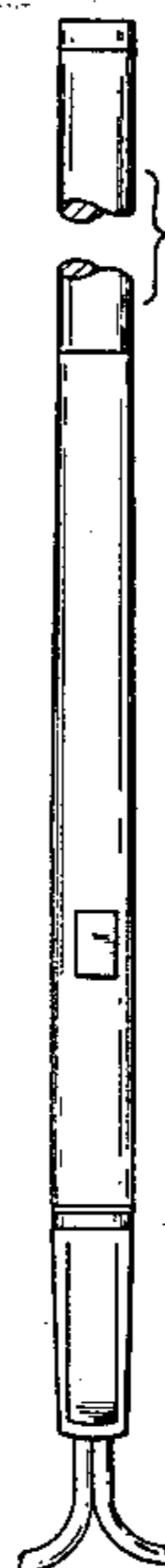
[57] CLAIM

The ornamental design for a handle for gardening tool or the like, as shown and described.

DESCRIPTION

FIG. 1 is a front view of a handle for gardening tool or the like showing a first embodiment of my new design; FIG. 2 is a right side view thereof; FIG. 3 is a rear view thereof; FIG. 4 is a left side view thereof; FIG. 5 is a top view thereof; FIG. 6 is a bottom view thereof; FIG. 7 is a front view of a tubular handle showing a second embodiment of my new design; FIG. 8 is a right side view thereof; FIG. 9 is a rear view thereof; FIG. 10 is a left side view thereof; FIG. 11 is a top view thereof; FIG. 12 is a bottom view thereof; FIG. 13 is a front view of a tubular handle showing a third embodiment of my new design; FIG. 14 is a right side view thereof; FIG. 15 is a rear view thereof; FIG. 16 is a left side view thereof; FIG. 17 is a top view thereof; FIG. 18 is a bottom view thereof; FIG. 19 is a front view of a tubular handle showing a fourth embodiment of my new design; FIG. 20 is a right side view thereof; FIG. 21 is a rear view thereof; FIG. 22 is a left side view thereof; FIG. 23 is a top view thereof; FIG. 24 is a bottom view thereof; FIG. 25 is a front view of a tubular handle showing a fifth embodiment of my new design; FIG. 26 is a right side view thereof; FIG. 27 is a rear view thereof; FIG. 28 is a left side view thereof; FIG. 29 is a top view thereof; FIG. 30 is a bottom view thereof.

The handle is broken away in the elevational views to indicate indeterminate length.



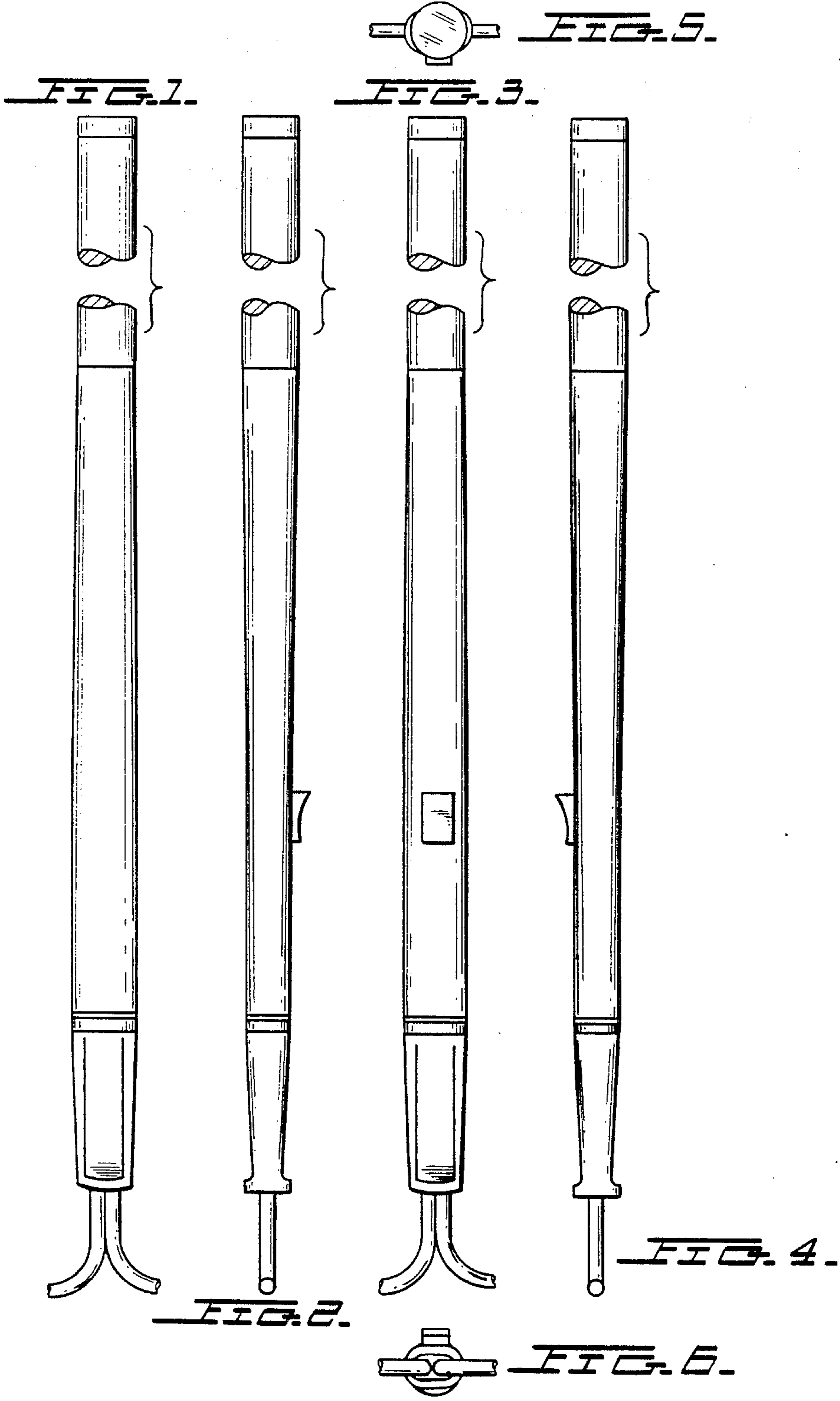


FIG. 7.

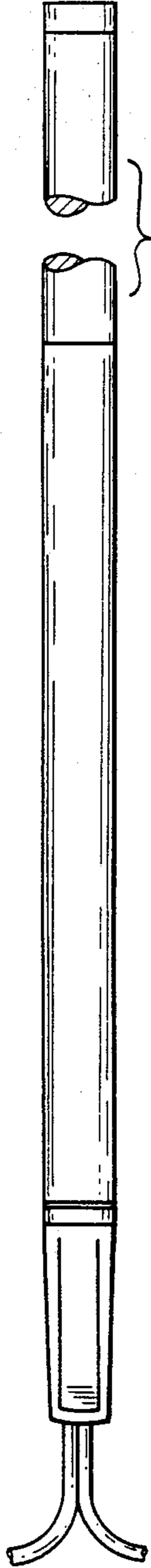


FIG. 9.

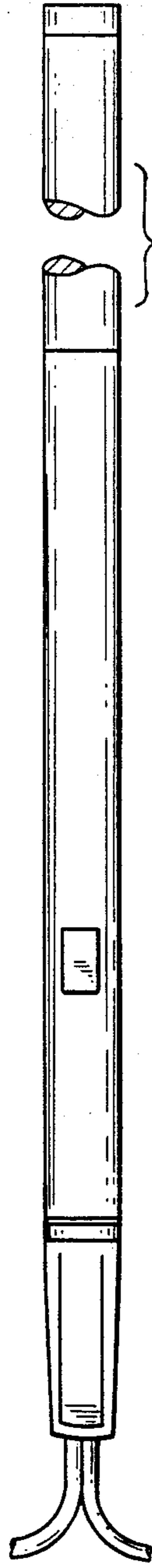


FIG. 10.

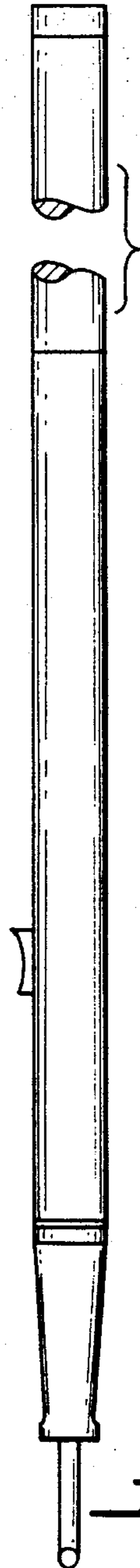


FIG. 8.

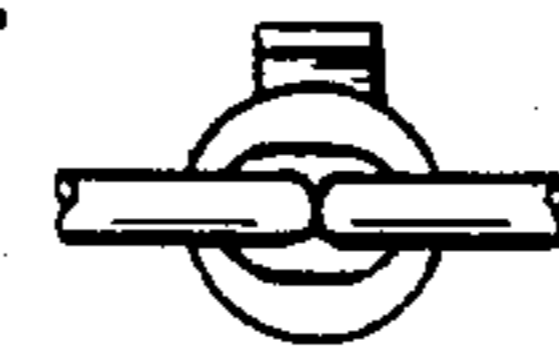


FIG. 12.



FIG. 11.

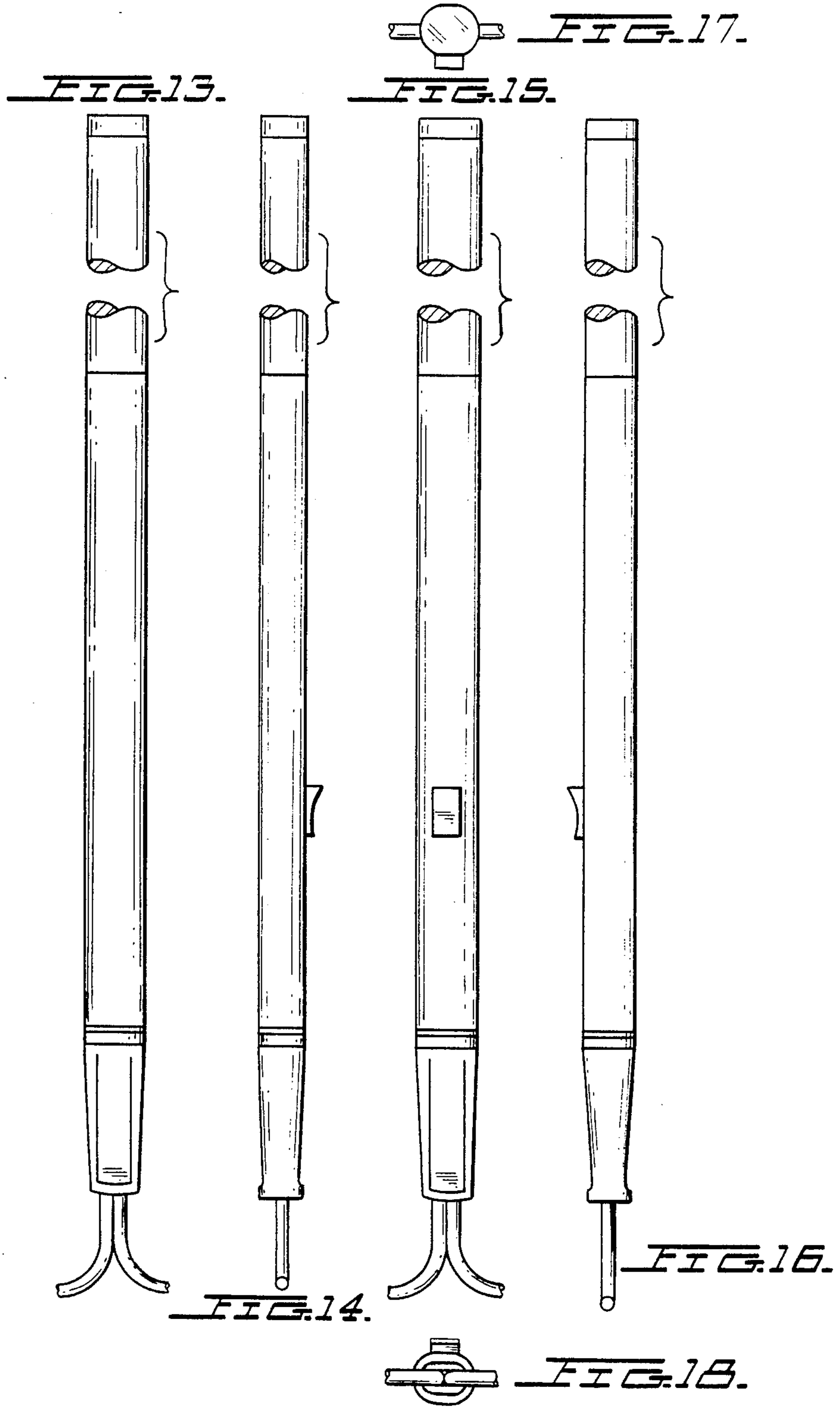




FIG. 19.

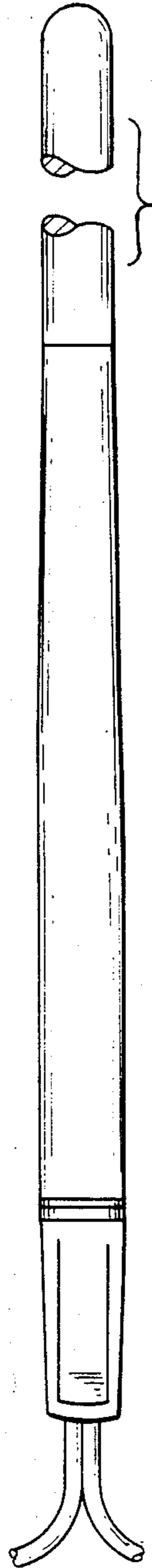


FIG. 21.

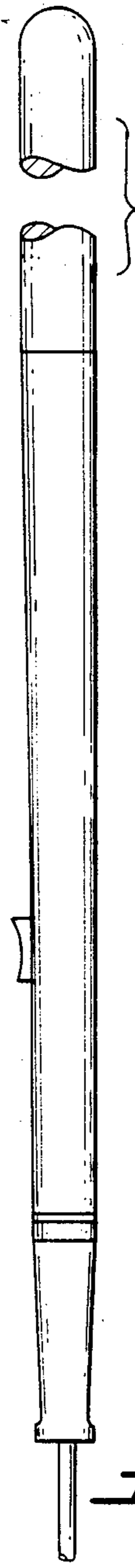
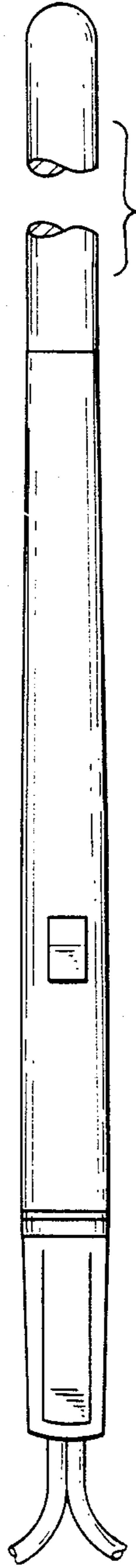



FIG. 22.

FIG. 20.



