

[54] TROWEL

[76] Inventor: **Randall C. Anaya**, 3222 Ivar Ave., Rosemead, Calif. 91770

[**] Term: **14 Years**

[21] Appl. No.: **467,493**

[22] Filed: **Feb. 18, 1983**

[52] U.S. Cl. **D8/10; D7/102**

[58] Field of Search **D8/1-13; D7/102; 294/7**

[56] **References Cited**

U.S. PATENT DOCUMENTS

D. 27,034	5/1897	Woods	294/7
D. 194,113	11/1962	Page	294/7
D. 194,798	3/1963	Lopez-Fabrega	D7/107
512,162	1/1894	Cuddy	294/7
739,488	9/1903	Gallatius et al.	D7/102
2,064,136	12/1936	Winger	D7/102
2,232,204	2/1941	Besocke et al.	294/7
2,676,830	4/1954	Lawson	294/7
3,566,424	3/1971	Burbig	294/7

FOREIGN PATENT DOCUMENTS

74735	9/1952	Denmark	294/7
484482	10/1929	Fed. Rep. of Germany	294/7

OTHER PUBLICATIONS

R. Harrington Cutlery, Inc., Advertisement in Food Service Equipment Dealer, Apr. 1977, p. 53, Showing of Many Turners & Spatulas.
Hibbard, Spencer & Bonbett Catalog, #77, 1933, p. 1425, Item on upper 2/3 of page.

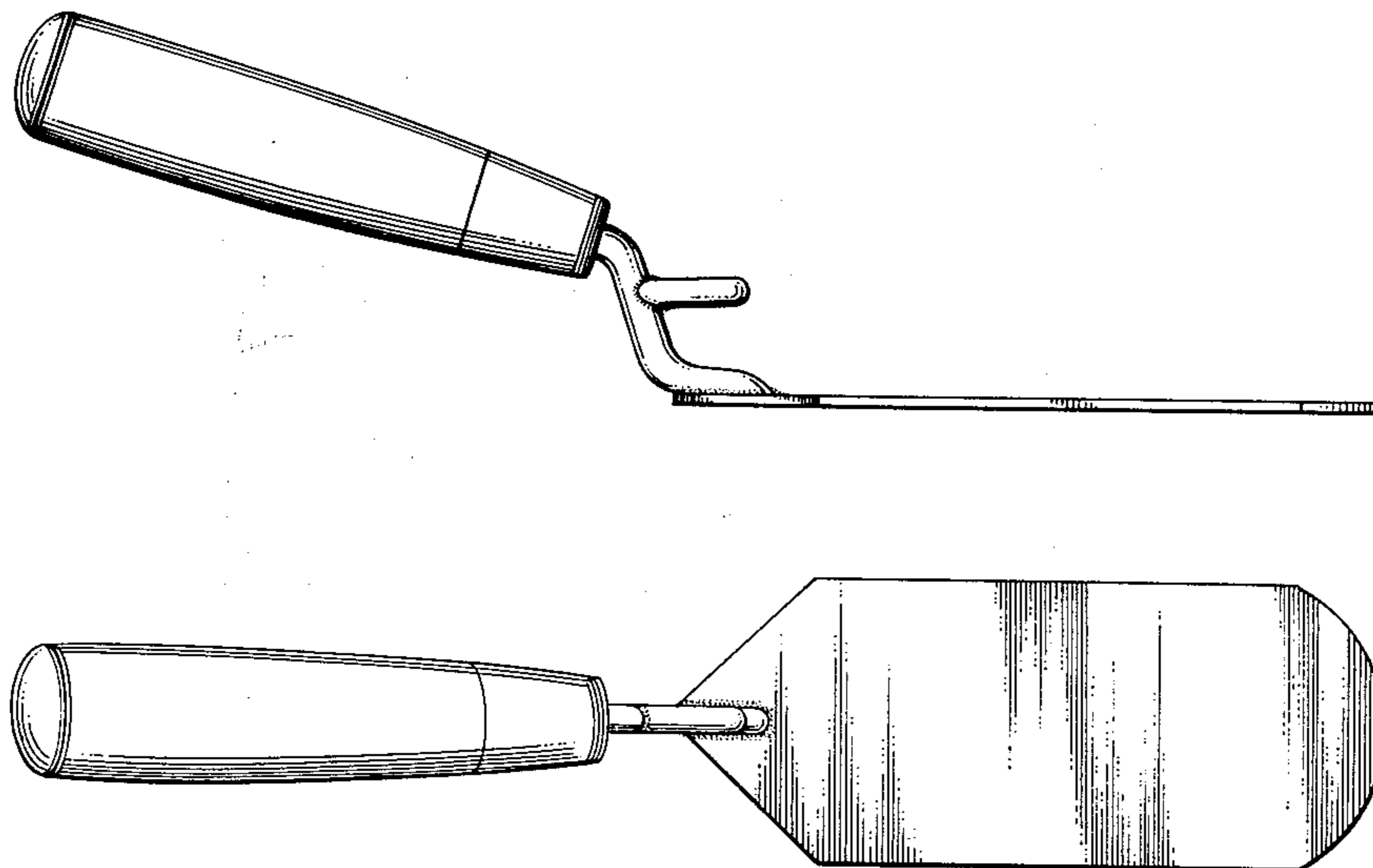
Primary Examiner—Wallace R. Burke
Assistant Examiner—Horace B. Fay
Attorney, Agent, or Firm—Christie, Parker & Hale

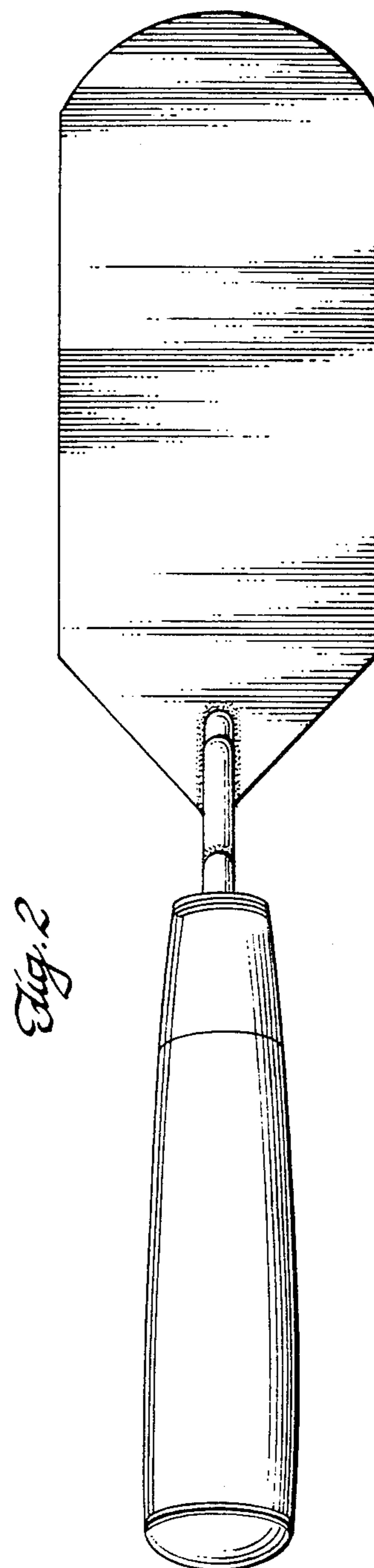
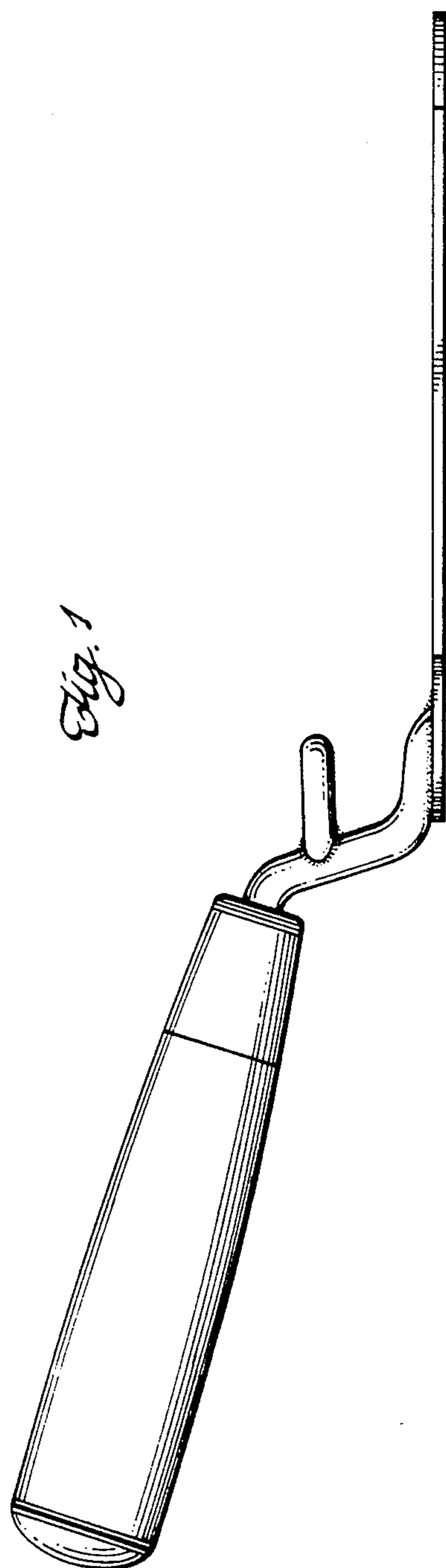
[57] **CLAIM**

The ornamental design for a trowel, substantially as shown and described.

DESCRIPTION

FIG. 1 is a left elevational view of a trowel showing my new design, a right elevational view being a mirror image of FIG. 1;
FIG. 2 is a top plan view thereof;
FIG. 3 is a rear elevational view thereof;
FIG. 4 is a front elevational view thereof; and
FIG. 5 is a bottom plan view thereof.





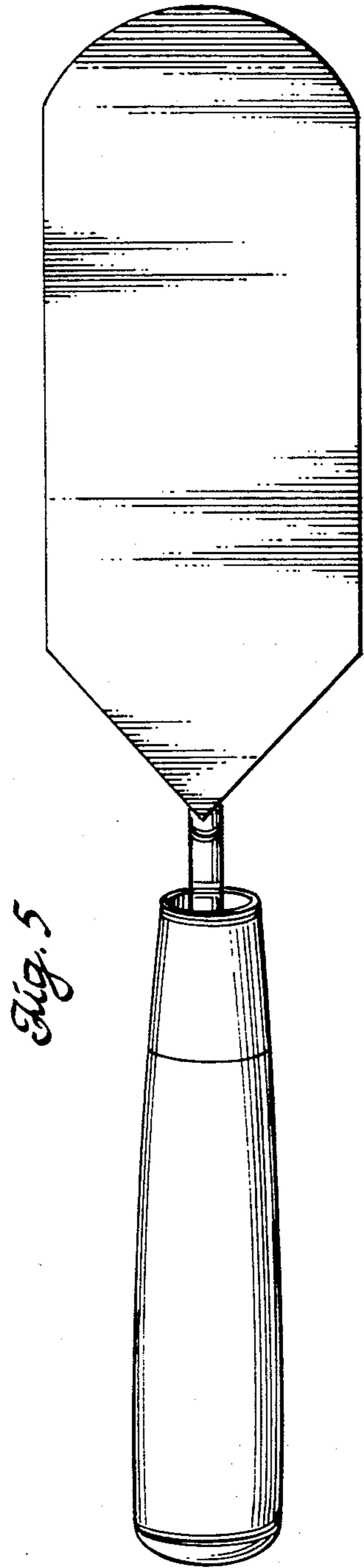


Fig. 4

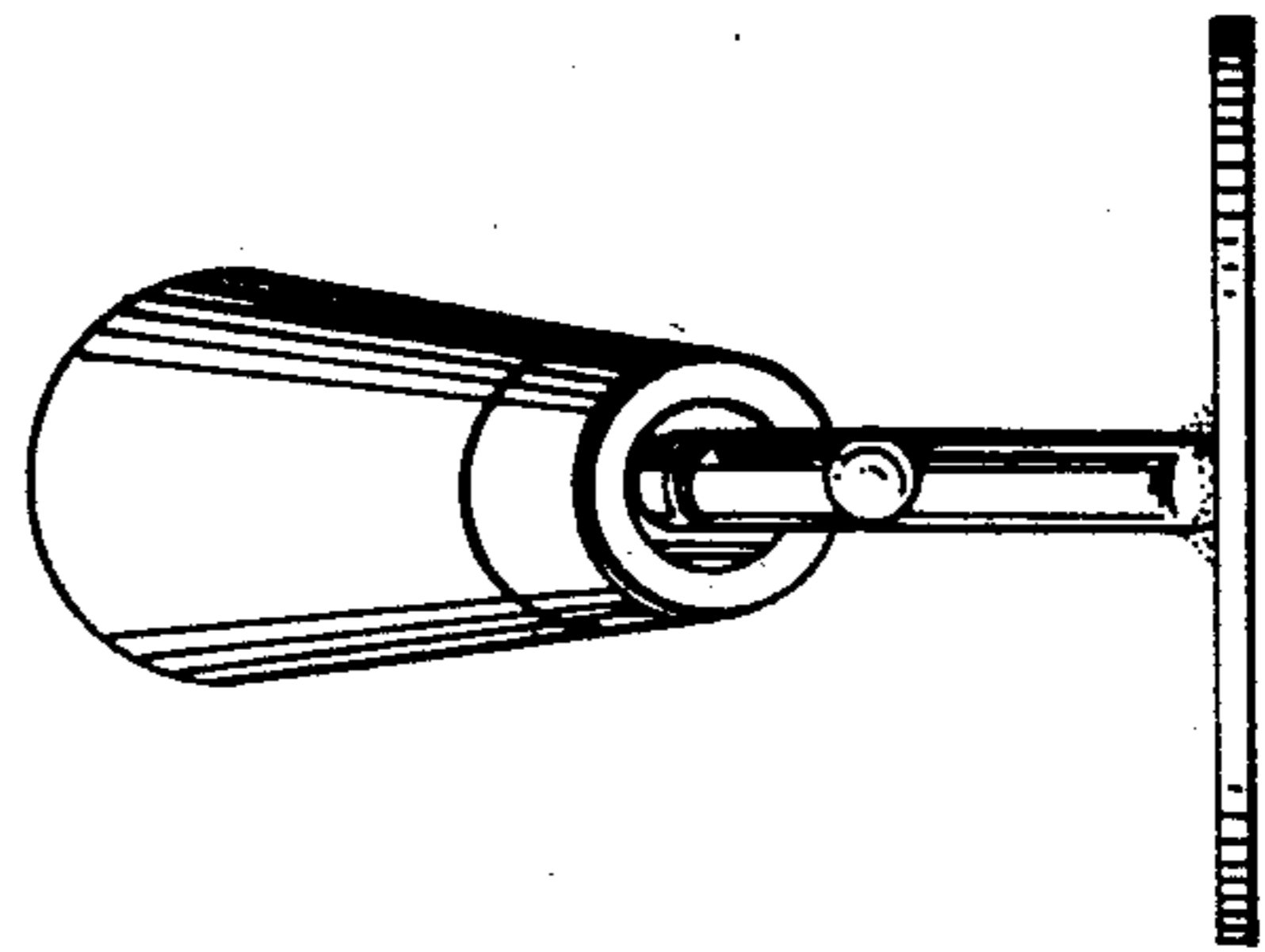


Fig. 3

