

[54] CHAMPAGNE GLASS

D. 236,405 8/1975 Thrush ..... D7/13  
D. 246,219 11/1977 Harbaugh et al. .... D7/13  
D. 263,083 2/1982 LeVan ..... D7/13 X

[75] Inventor: Ben Seibel, New York, N.Y.

[73] Assignee: American Commercial, Incorporated,  
Secaucus, N.J.

[\*] Notice: The portion of the term of this patent  
subsequent to May 4, 1999 has been  
disclaimed.

[\*\*] Term: 14 Years

[21] Appl. No.: 403,221

[22] Filed: Jul. 29, 1982

[52] U.S. Cl. .... D7/13

[58] Field of Search ..... D7/11, 12, 13, 22

[56] References Cited

U.S. PATENT DOCUMENTS

D. 65,541	9/1924	Sanford	.....	D7/13
D. 66,547	2/1925	Balda	.....	D7/13
D. 69,434	2/1926	Balda	.....	D7/13
D. 79,225	8/1929	Bottome	.....	D7/13
D. 80,512	2/1930	Dougherty	.....	D7/13
D. 104,703	5/1937	Sakier	.....	D7/13

OTHER PUBLICATIONS

*Libbey Glassware For The Foodservice Industry*  
©1977, pp. 6, 7; "Encore" Goblets in top panel.  
*Libbey Glassware For The Foodservice Industry*, p. 4,  
"Citation" Goblets in top panel.

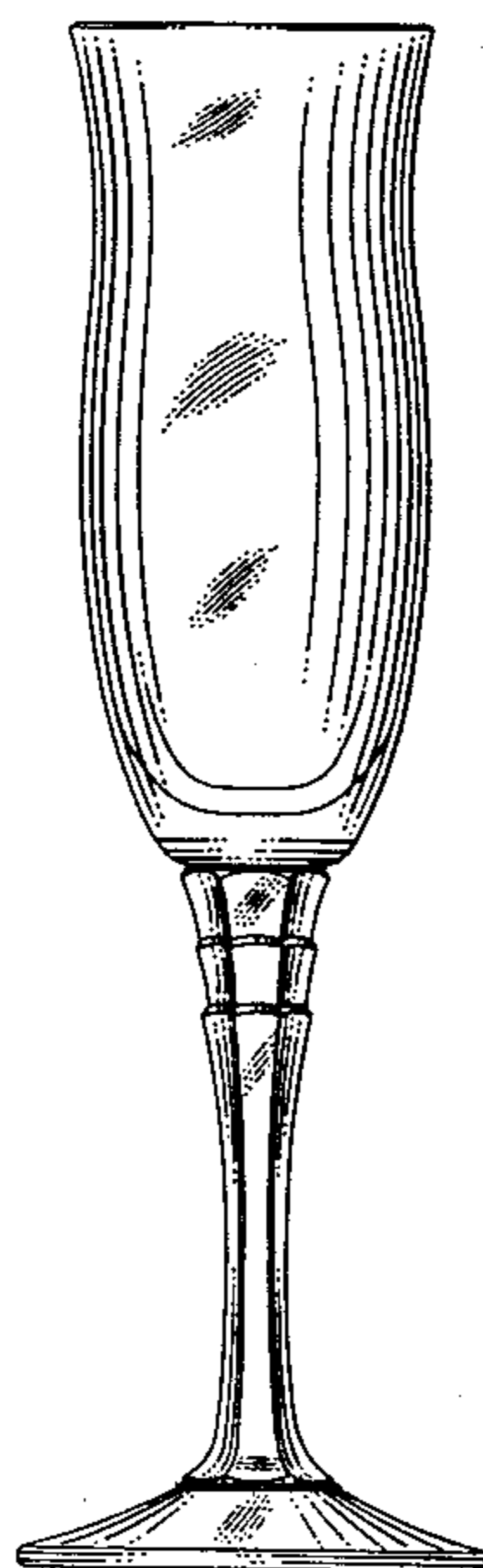
*Primary Examiner*—Winifred E. Herrmann  
*Attorney, Agent, or Firm*—George J. Brandt, Jr.

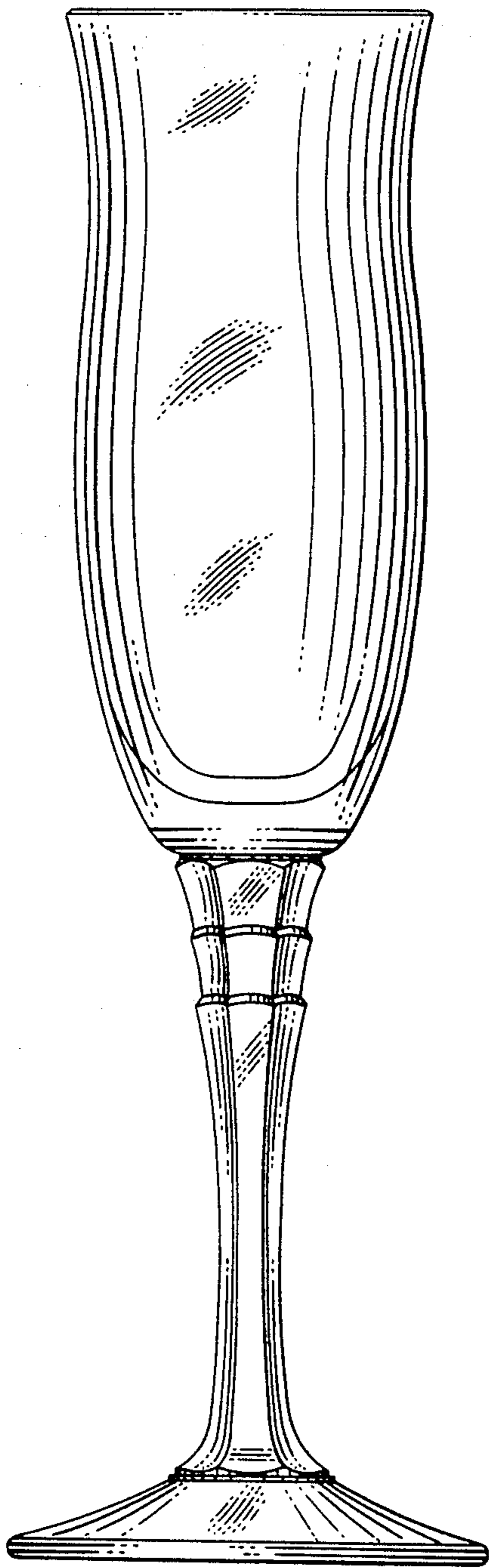
[57] CLAIM

The ornamental design for a champagne glass, as  
shown, and described.

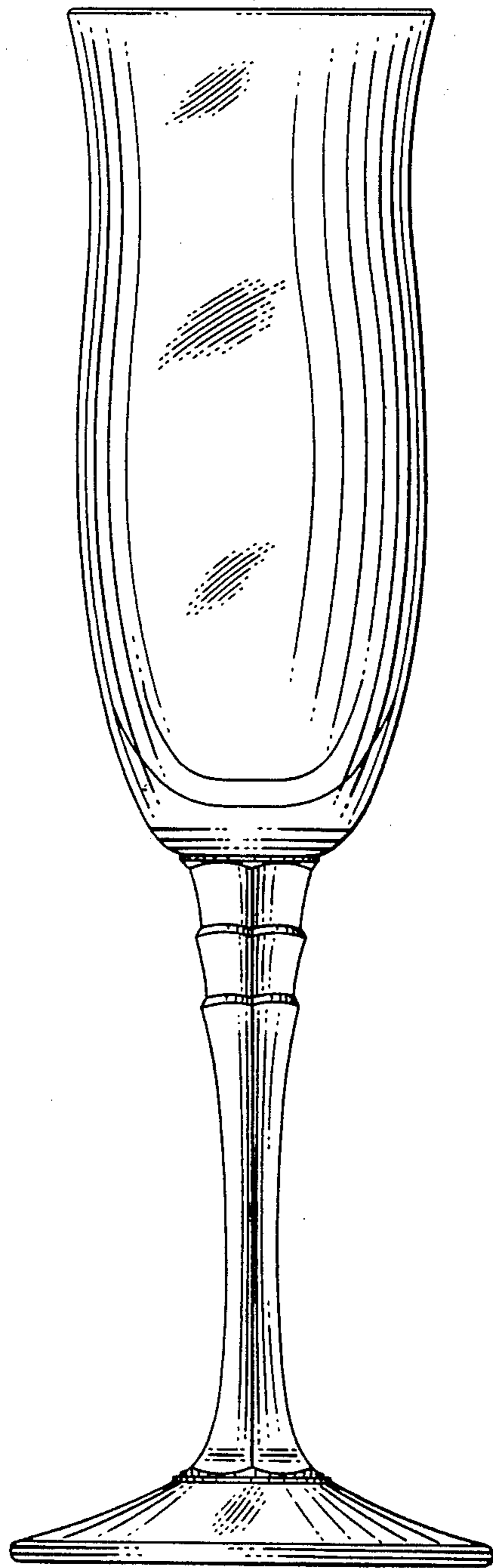
DESCRIPTION

FIG. 1 is a front elevational view of a champagne glass  
showing my new design, the rear elevational view being  
identical;  
FIG. 2 is a right side elevational view of FIG. 1, the left  
side elevational view being identical;  
FIG. 3 is a top view thereof; and  
FIG. 4 is a bottom view thereof.

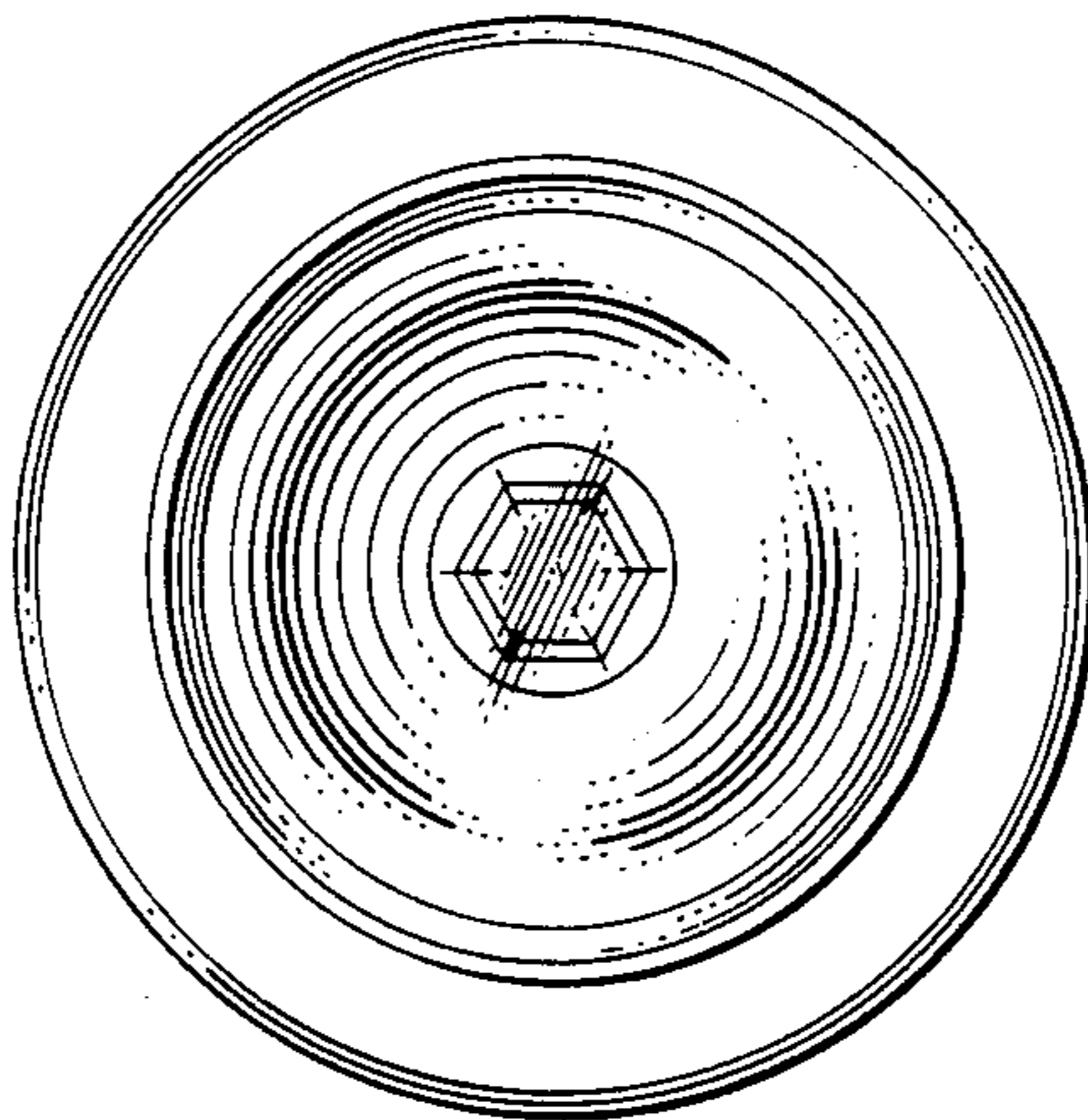




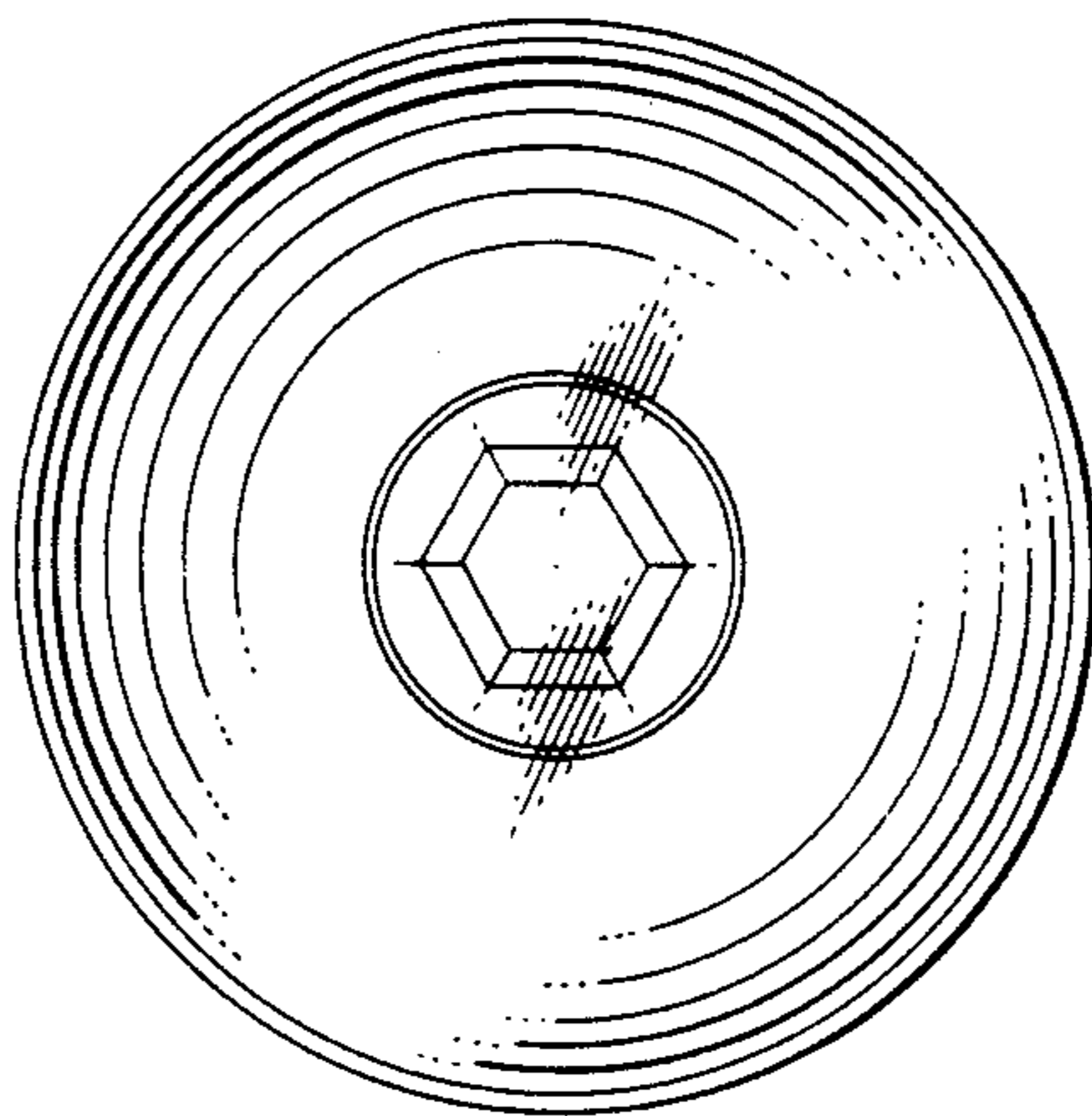
*FIG. 1*



*FIG. 2*



*FIG. 3*



*FIG. 4*