

[54] SAW BLADE HOLDER

[76] Inventor: **Ralph Bozorth**, 912 Front St.,  
Glendora, N.J. 08029

[\*\*] Term: **14 Years**

[21] Appl. No.: **401,237**

[22] Filed: **Jul. 23, 1982**

[52] U.S. Cl. .... **D8/71; D8/72**

[58] Field of Search ..... D8/71, 72, 394, 398,  
D8/373; D15/17, 29; 30/347, 388, 166, 329,  
334; 76/78 A, 78 R, 112; 144/253 E; 145/35 E,  
32 B, 108 R; D20/43, 44

[56] **References Cited**

**U.S. PATENT DOCUMENTS**

- D. 140,862 4/1945 Conlan ..... D8/394 X
- D. 232,698 9/1974 Lawlor et al. .... D8/72
- D. 237,775 11/1975 Hitomi ..... D8/72 X
- D. 238,412 1/1976 Albert ..... D20/43 X

- D. 260,480 9/1981 Demars ..... D8/373 X
- D. 261,013 9/1981 Demars ..... D20/44 X
- 1,060,770 5/1913 Lawrence ..... 76/78 R

*Primary Examiner*—Susan J. Lucas  
*Assistant Examiner*—Clare E. Heflin  
*Attorney, Agent, or Firm*—Duffield & Lehrer

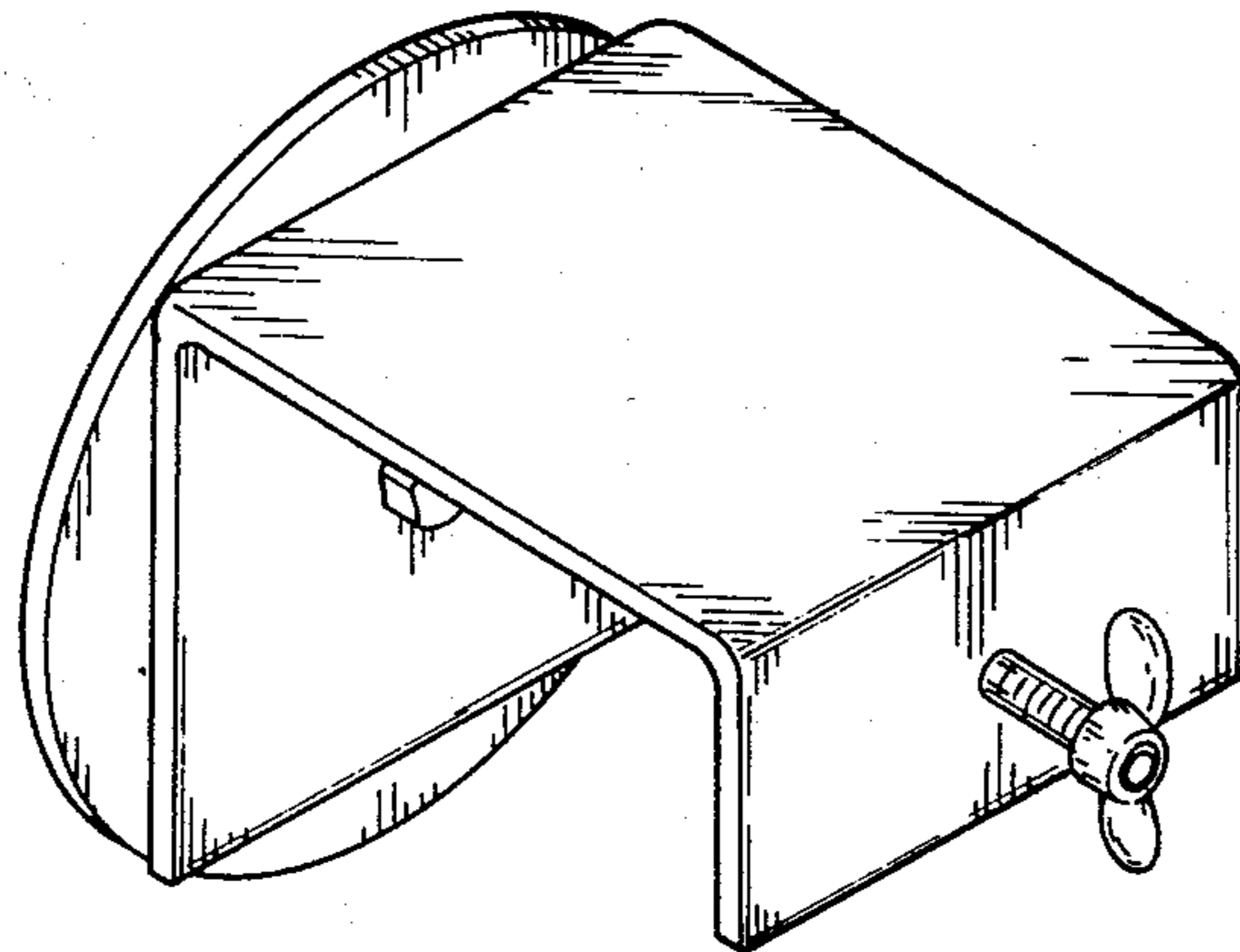
[57] **CLAIM**

The ornamental design for a saw blade holder, substantially as shown and described.

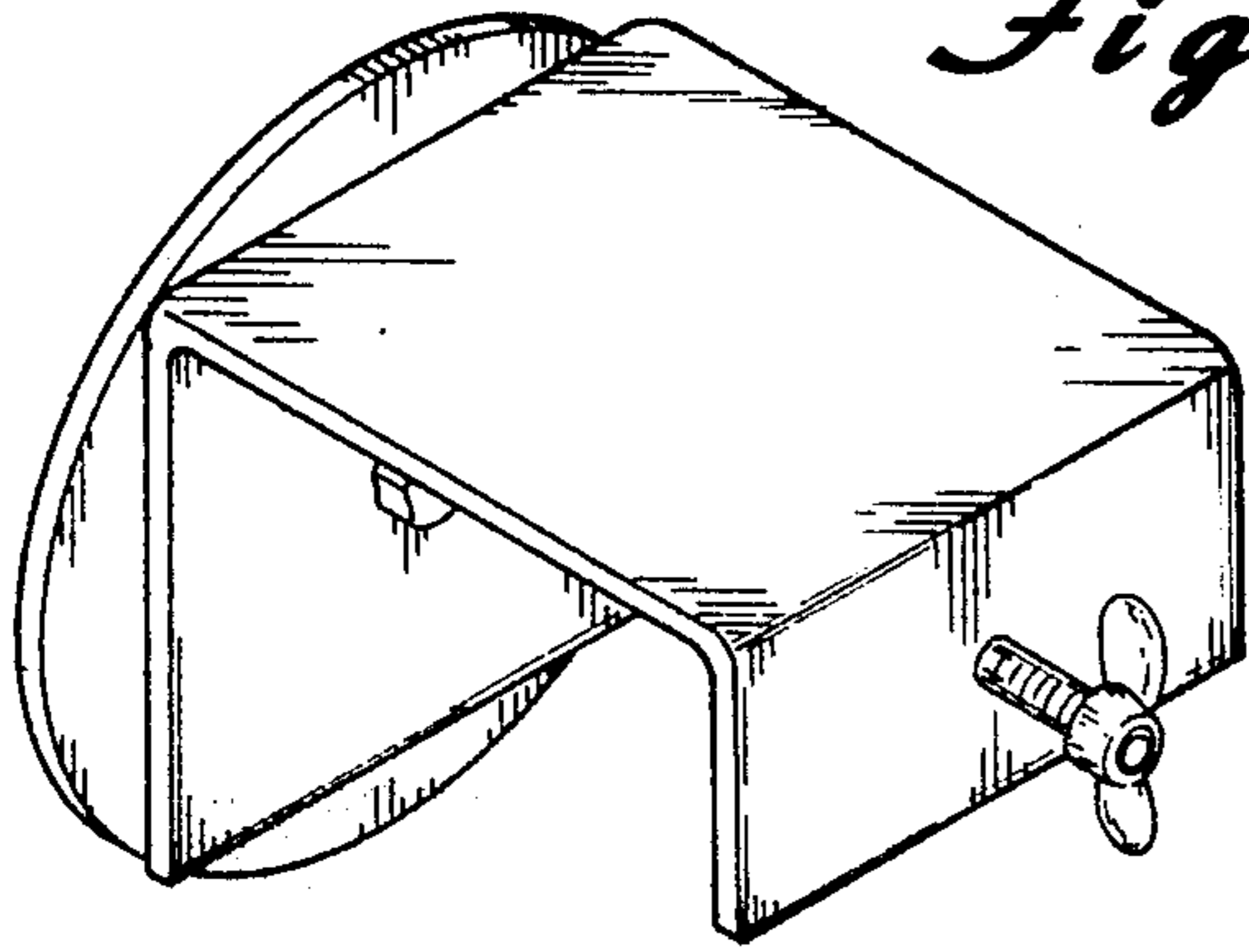
**DESCRIPTION**

FIG. 1 is a top rear perspective view of a saw blade holder showing my new design; FIG. 2 is a bottom front perspective view thereof, and FIG. 3 is an exploded top front perspective view thereof.

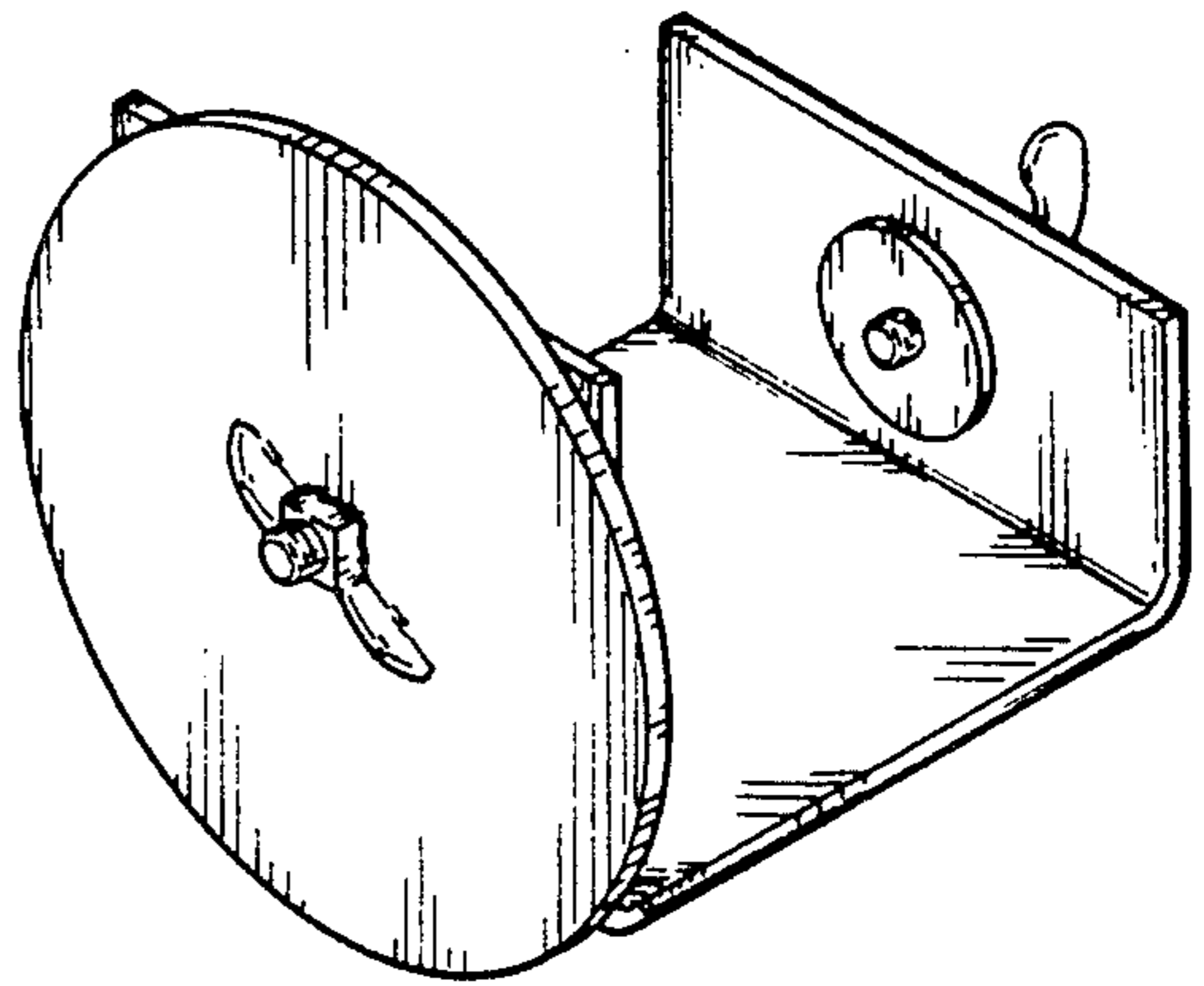
The elements shown in phantom in FIG. 3 illustrate environment only and are not intended to form a part of the design.



*Fig. 1*



*Fig. 2*



*Fig. 3*

