

[54] COMBINED TOILET SEAT AND COVER  
[75] Inventors: David E. Harrison; George M. Sanderson, both of Columbus, Miss.

[73] Assignee: Sanderson Plumbing Products, Inc., Columbus, Miss.

[\*\*] Term: 14 Years

[21] Appl. No.: 389,453

[22] Filed: Jun. 14, 1982

[52] U.S. Cl. .... D23/71

[58] Field of Search ..... D23/71; D4/234, 236, D4/237

[56] References Cited

U.S. PATENT DOCUMENTS

D. 198,491	6/1964	Macowski, Jr. ....	D23/71
D. 237,969	12/1975	Firdmann .....	D23/71
D. 240,038	5/1976	Colani .....	D23/71
D. 254,684	4/1980	Boyter .....	D23/71
D. 261,029	9/1981	Boyter .....	D23/71

D. 262,733	1/1982	Bjorn .....	D23/71
D. 271,417	11/1983	Thygesen et al. ....	D23/71
3,526,907	9/1970	Stairs .....	4/236
3,790,969	2/1974	Waldon .....	4/236

OTHER PUBLICATIONS

Beneke Corp. Catalog, p. S-10-A, item 680 & p. C-1-6-A, item 727.

Primary Examiner—James R. Largen  
Attorney, Agent, or Firm—Mason, Fenwick & Lawrence

[57] CLAIM

The ornamental design for a combined toilet seat and cover, substantially as shown and described.

DESCRIPTION

FIG. 1 is a left side elevational view of a combined toilet seat and cover embodying our new design, the right side being a mirror image of the left side shown; FIG. 2 is a top plan view thereof; FIG. 3 is a front elevational view thereof; FIG. 4 is a rear elevational view thereof; and FIG. 5 is a bottom plan view thereof.

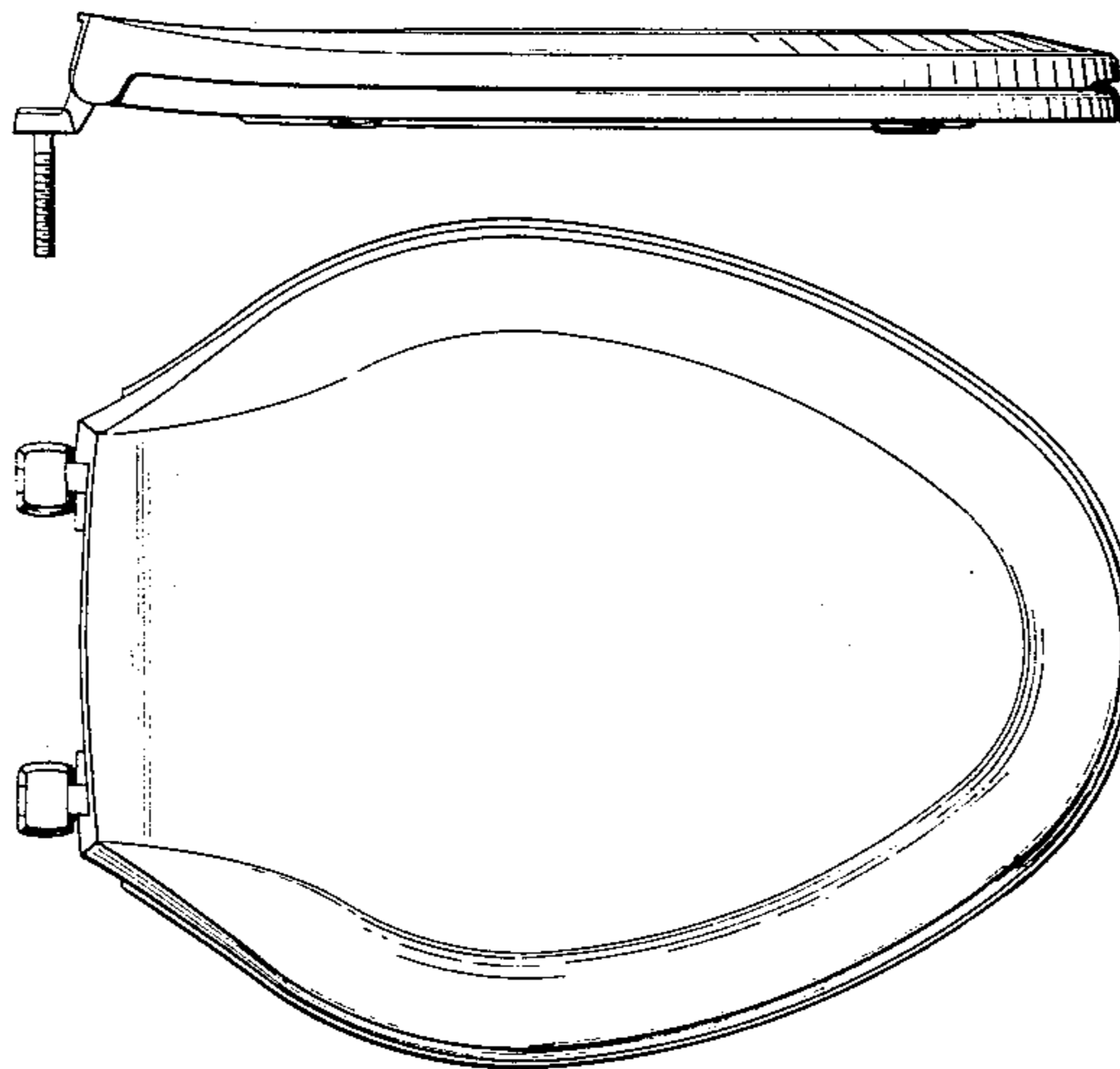


Fig-1

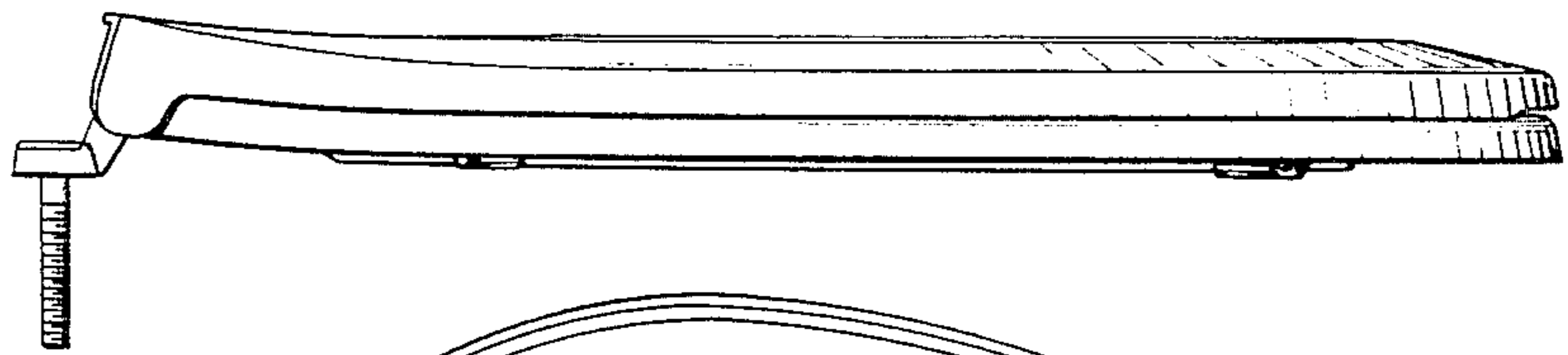


Fig-2

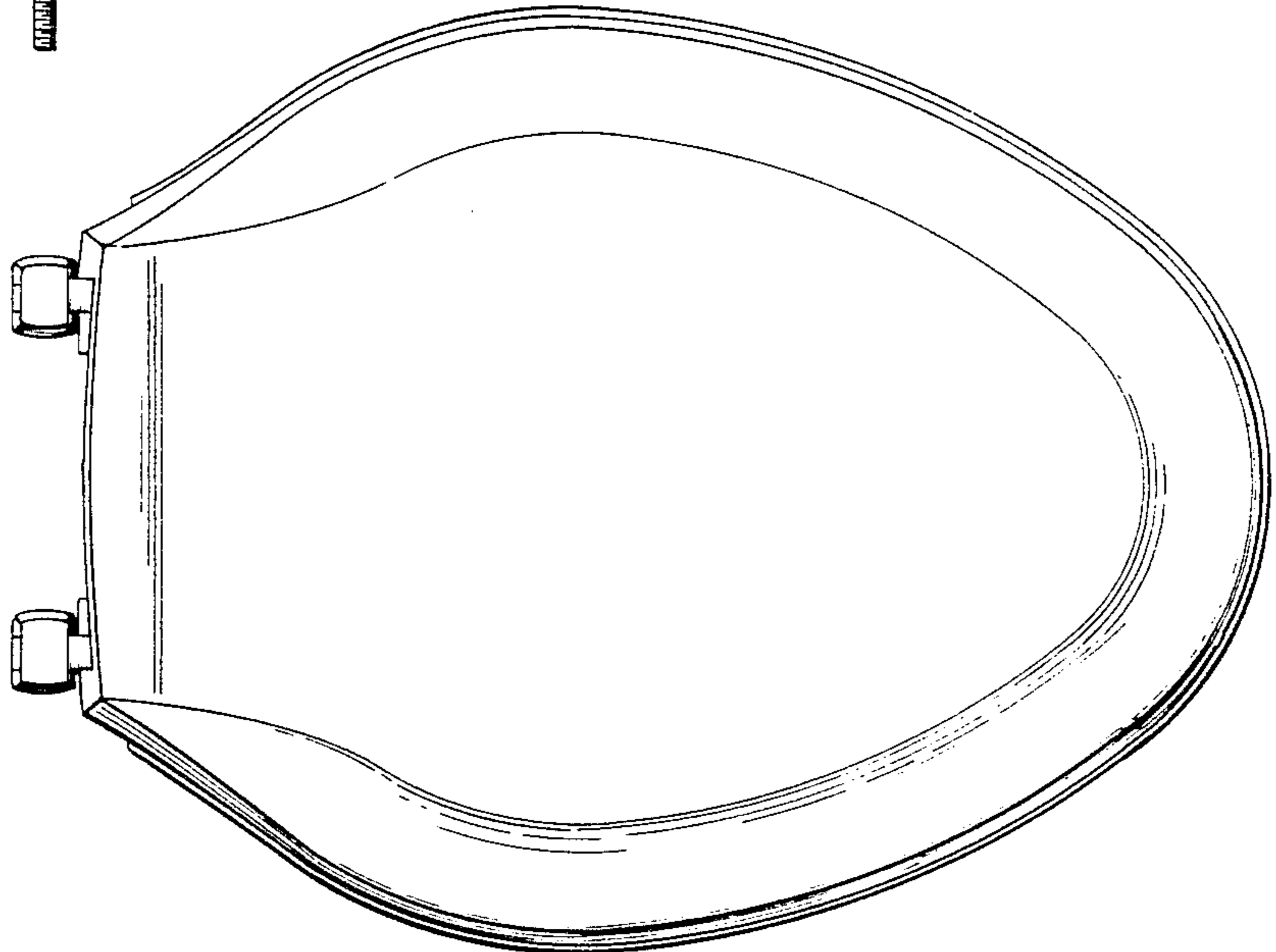


Fig-3

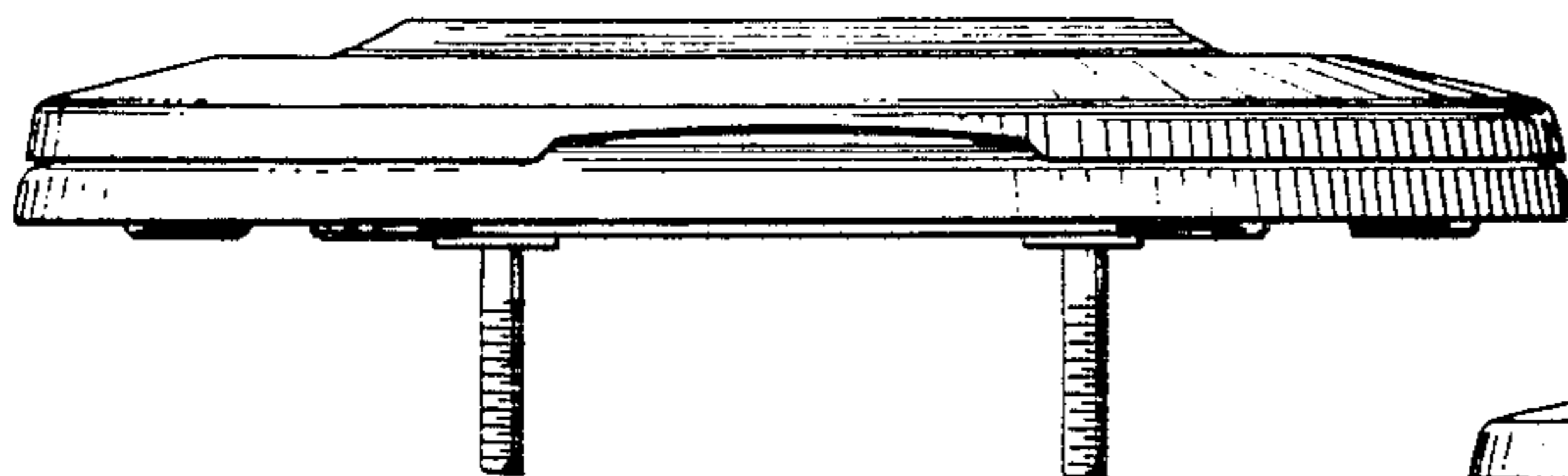


Fig-4




Fig-5

