

[54] BATHTUB

[75] Inventor: Henry M. Stairs, Jr., Neshanic, N.J.

[73] Assignee: American Standard Inc., New York, N.Y.

[\*\*] Term: 14 Years

[21] Appl. No.: 522,084

[22] Filed: Aug. 11, 1983

[52] U.S. Cl. .... D23/55

[58] Field of Search ..... D23/55, 56; D24/38; 4/538, 541-544, 546, 559, 573, 574, 576, 577, 582-584, 589, 590, 594, 607

[56] References Cited

U.S. PATENT DOCUMENTS

D. 143,767	2/1946	Stanitz .....	D23/55
D. 143,768	2/1946	Stanitz .....	D23/55
D. 177,076	3/1956	Stanitz et al. ....	D23/55
D. 226,405	2/1973	Jacuzzi et al. ....	D23/55 X
D. 227,101	6/1973	Primault .....	D23/55

D. 243,181	1/1977	Stairs, Jr. .	
D. 243,334	2/1977	Stairs, Jr. .	
D. 251,920	5/1979	Ogden .....	D23/55 X
D. 254,206	2/1980	Ogden .....	D23/55 X
2,084,852	6/1937	Lochman .....	4/584
2,809,380	10/1957	Gruen .....	4/589

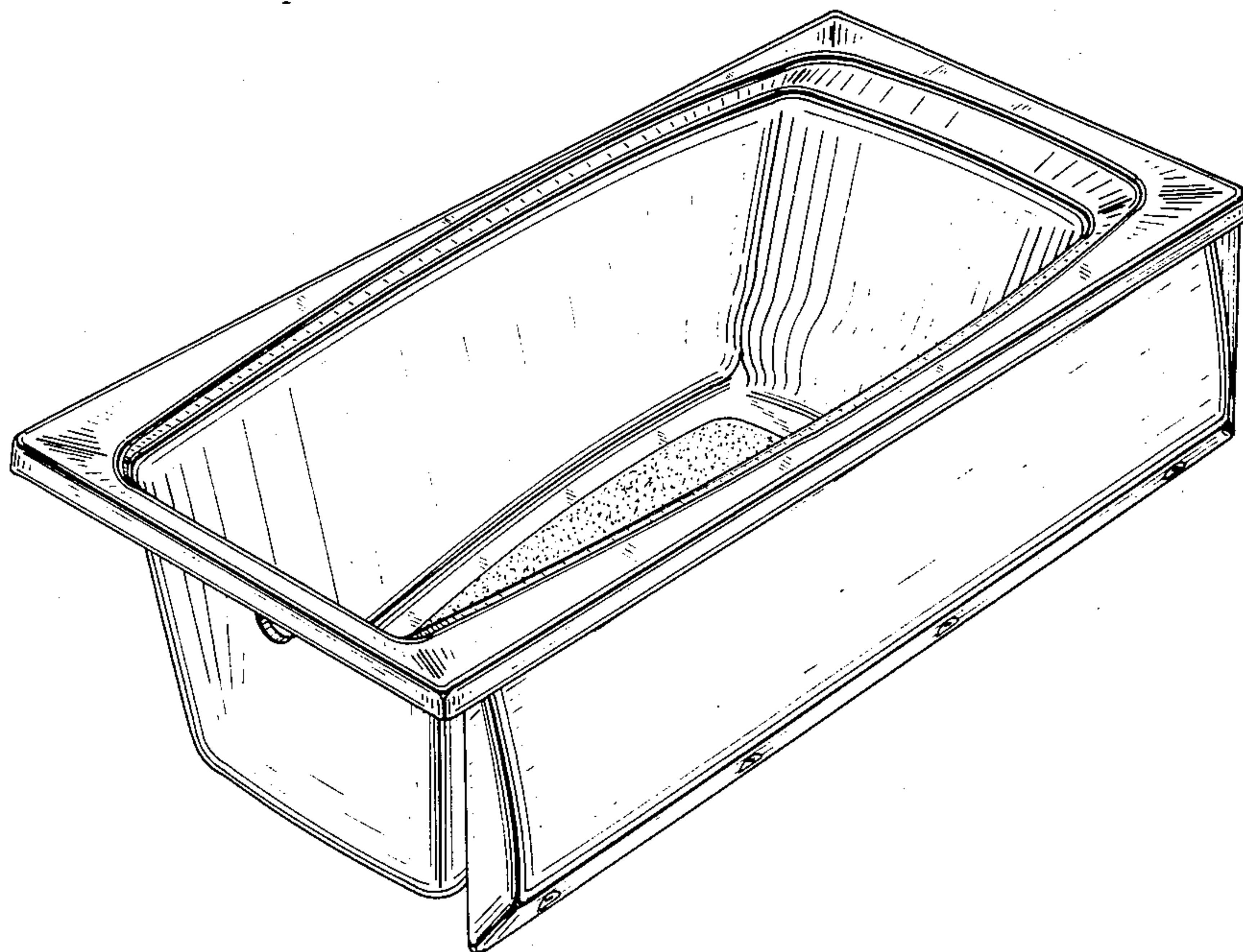
Primary Examiner—James R. Largen  
Attorney, Agent, or Firm—James J. Salerno, Jr.; Robert G. Crooks; John P. Sinnott

[57] CLAIM

The ornamental design of a bathtub, substantially as shown and described.

DESCRIPTION

FIG. 1 is an isometric view of a bathtub embodying my new design;  
FIG. 2 is a top plan view thereof;  
FIG. 3 is a right side elevational view thereof;  
FIG. 4 is a left side elevational view thereof;  
FIG. 5 is a front elevational view thereof;  
FIG. 6 is a rear elevational view thereof; and  
FIG. 7 is a bottom plan view thereof.



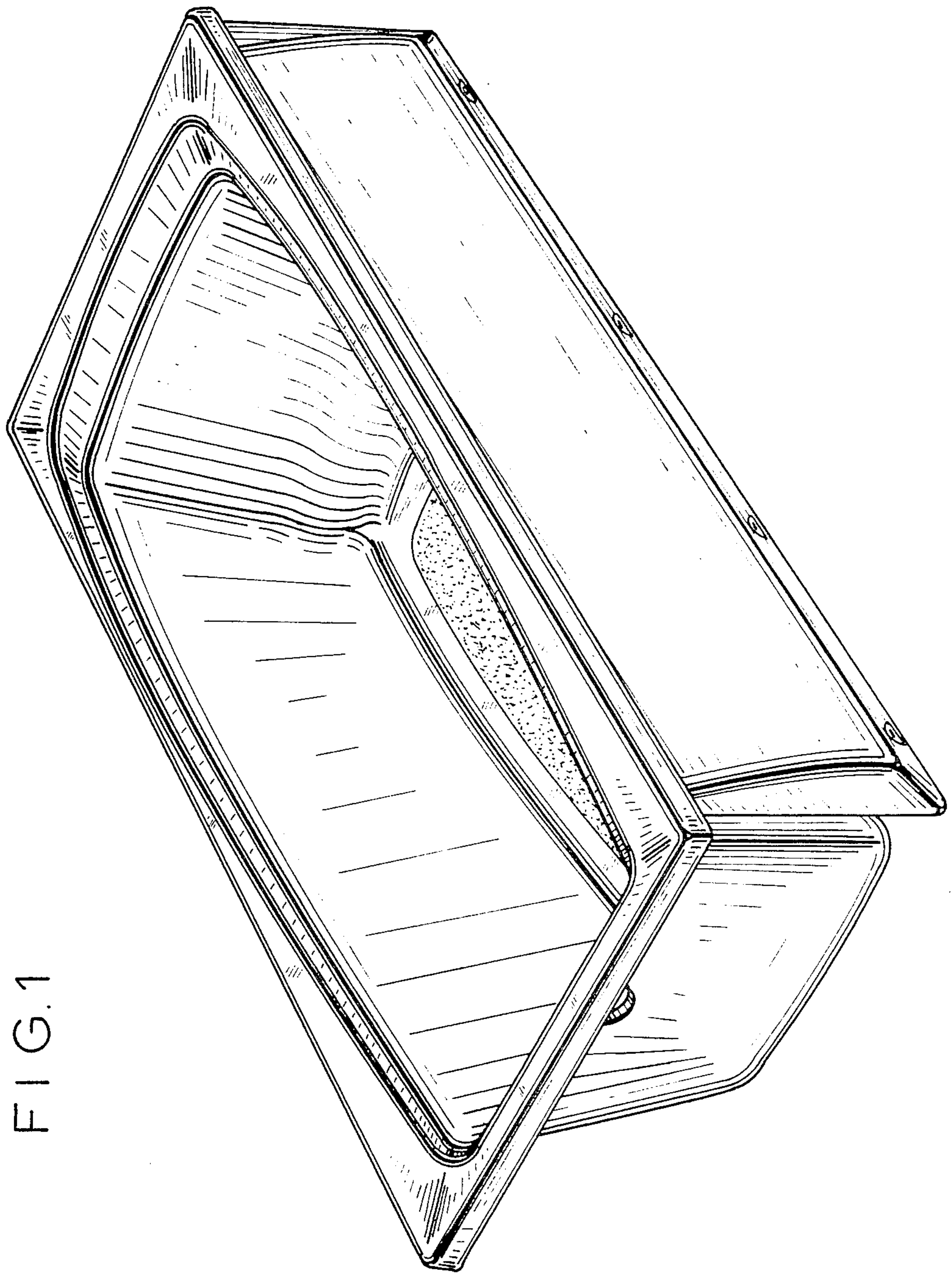


FIG. 1



FIG. 2

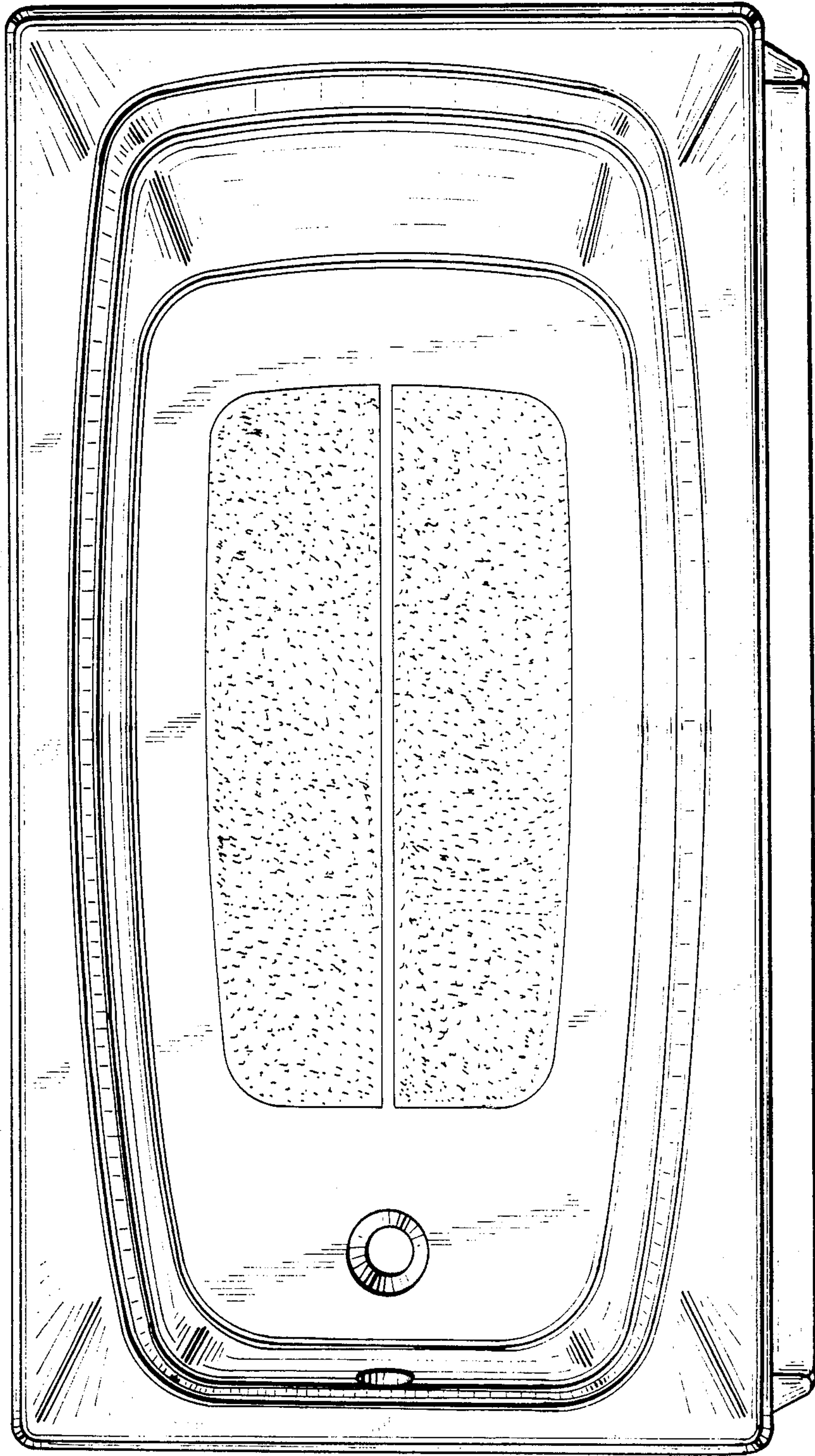


FIG. 3




FIG. 4




FIG. 5

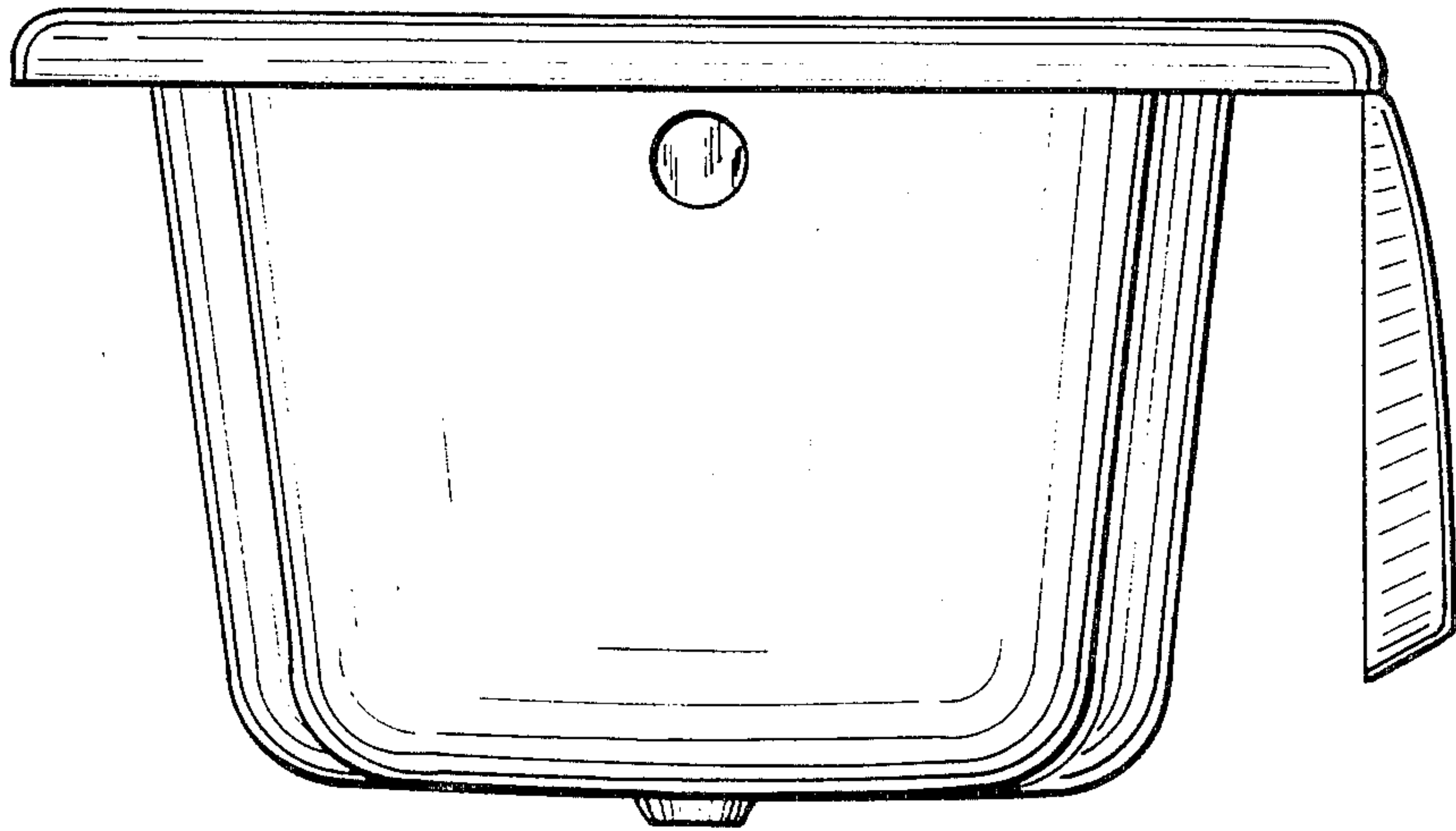


FIG. 6




FIG. 7

