

# United States Patent [19]

McGarvey et al.

[11] Patent Number: **Des. 278,816**

[45] Date of Patent: **\*\* May 14, 1985**

[54] **HOUSING FOR TELEPHONE HANDSET**  
[75] Inventors: **John N. McGarvey**, Drexel Hill, Pa.;  
**Alvin R. Tilley**, Red Bank, N.J.

[73] Assignee: **AT&T Technologies, Inc.**, Berkeley Heights, N.J.

[\*\*] Term: **14 Years**

[21] Appl. No.: **632,186**

[22] Filed: **Jul. 19, 1984**

[52] U.S. Cl. .... **D14/63**

[58] Field of Search ..... **D14/52, 53, 63, 56,**  
**D14/64, 58, 59; 179/179, 100 R, 100 C, 100 D,**  
**101, 102, 103**

[56] **References Cited**

**U.S. PATENT DOCUMENTS**

D. 274,724 7/1984 Genaro et al. .... D14/63  
D. 275,004 8/1984 Genaro et al. .... D14/63

D. 275,005 8/1984 Genaro et al. .... D14/63  
D. 275,006 8/1984 Danielson et al. .... D14/53  
D. 275,484 9/1984 Brown et al. .... D14/63

*Primary Examiner*—Wallace R. Burke  
*Assistant Examiner*—Horace B. Fay  
*Attorney, Agent, or Firm*—H. L. Newman

[57] **CLAIM**

The ornamental design is a housing for telephone handset, substantially as shown and described.

**DESCRIPTION**

FIG. 1 is a perspective view of a housing for telephone handset embodying our new design;  
FIG. 2 is a side elevation thereof, the opposite side being essentially a mirror image of the side shown;  
FIG. 3 is an end elevation thereof, the opposite end being essentially identical;  
FIG. 4 is a top plan view thereof; and  
FIG. 5 is a bottom plan view thereof.


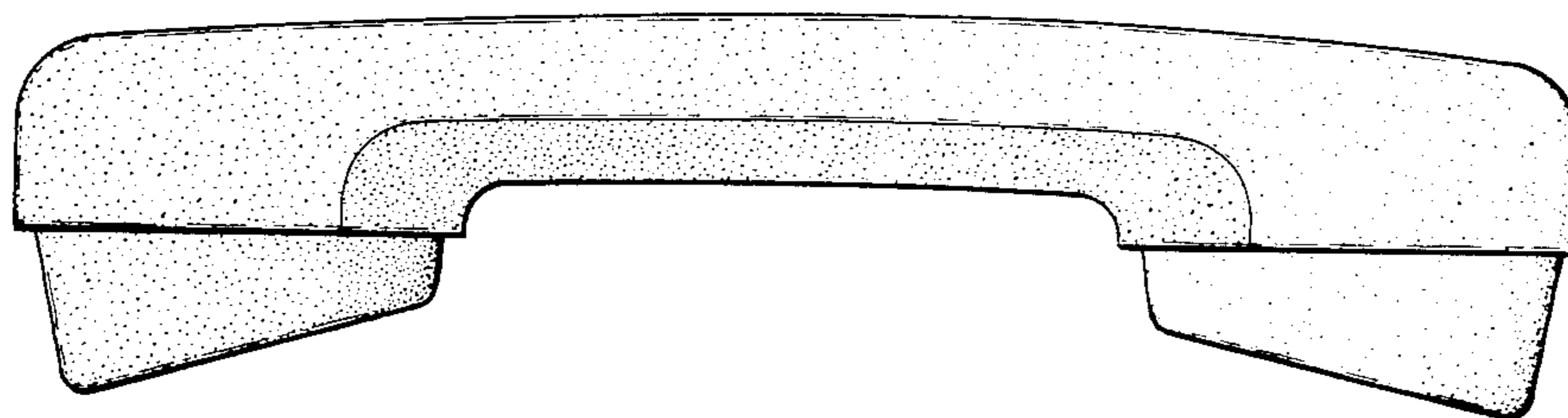


FIG. 1

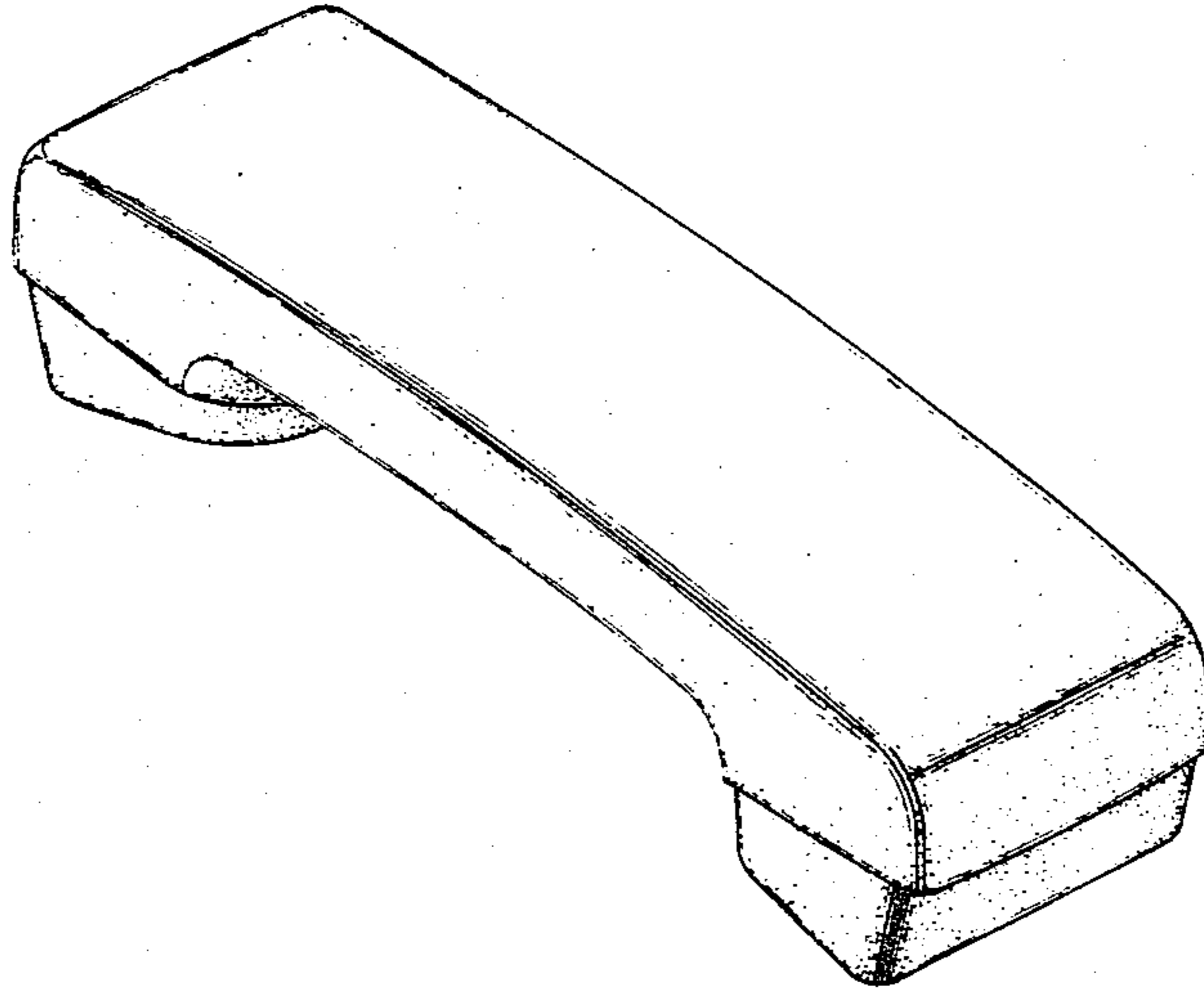


FIG. 2




FIG. 3

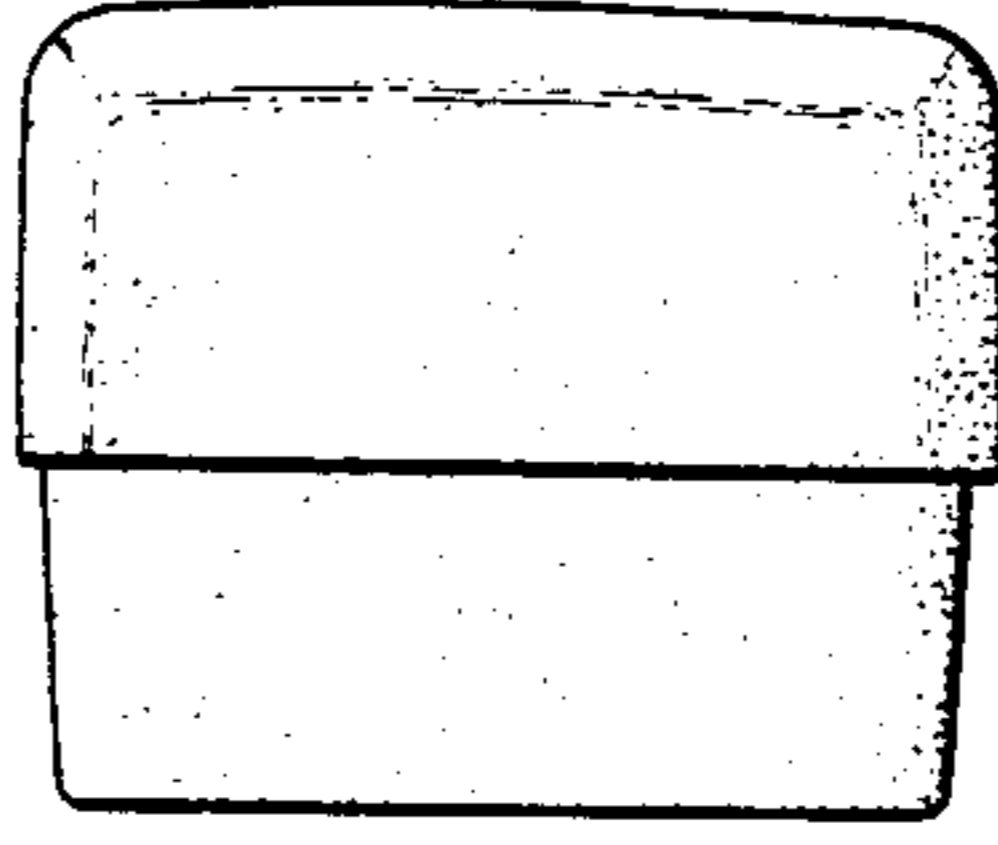


FIG. 4




FIG. 5

