

[54] **FISHING LURE**

[76] **Inventor:** **Wilson C. Hargreaves**, 120 Pinecliff  
Lake Dr., West Milford, N.J. 07480

[\*\*] **Term:** **14 Years**

[21] **Appl. No.:** **482,859**

[22] **Filed:** **Apr. 7, 1983**

[52] **U.S. Cl. .... D22/28; D22/27**

[58] **Field of Search .... 43/42.15, 42.09, 42.16;**  
**D22/27, 28, 29**

[56] **References Cited**

**U.S. PATENT DOCUMENTS**

D. 220,623 5/1971 Churchman et al. .... D22/27  
2,694,876 11/1954 Grasser ..... 43/42.15 X  
2,845,744 8/1958 Schnitzer ..... D22/27 X  
3,009,279 11/1961 Jacobson ..... 43/42.15 X

*Primary Examiner*—A. Hugo Word

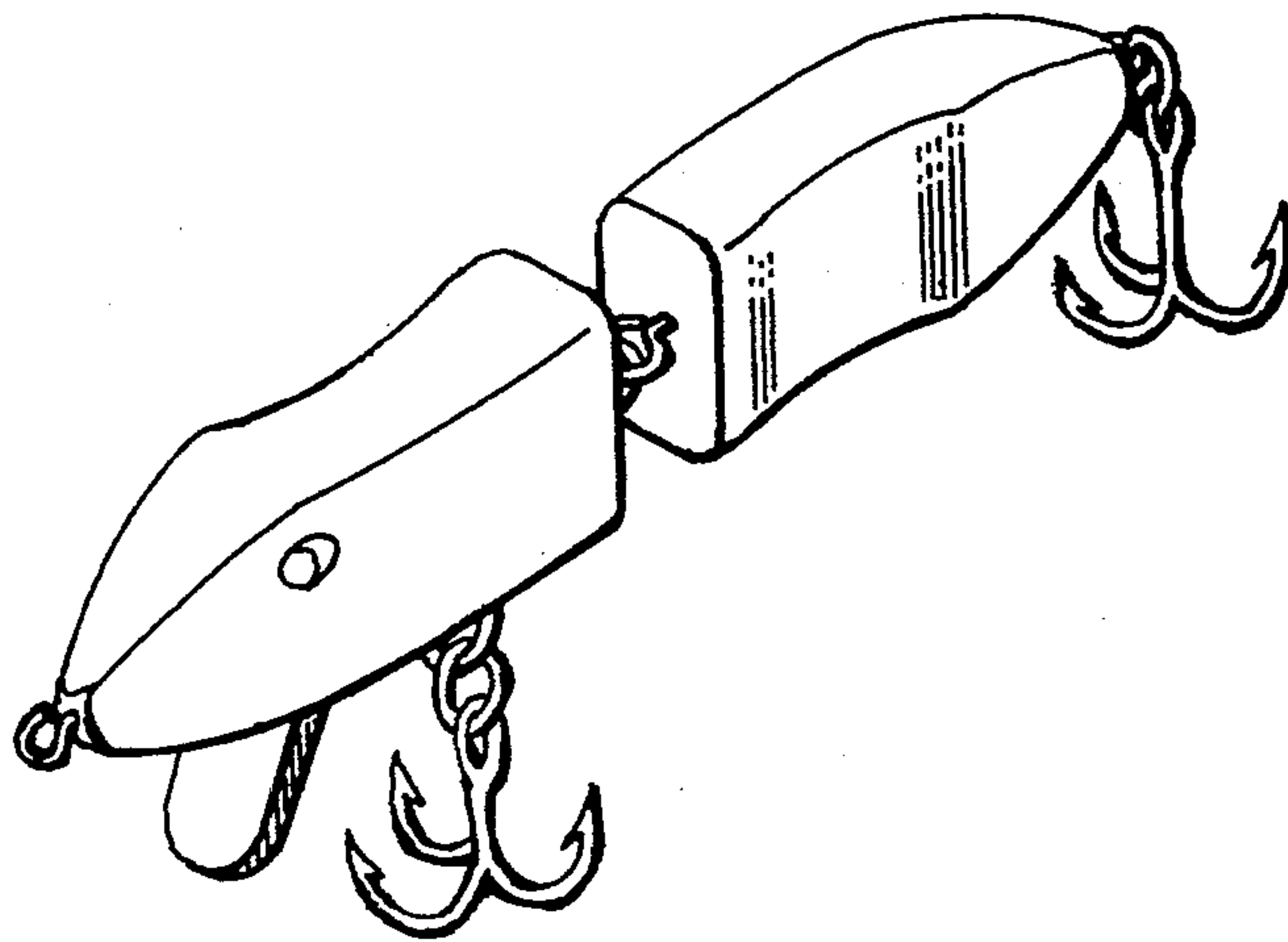
*Attorney, Agent, or Firm*—Siegmar Silber

[57] **CLAIM**

The ornamental design for a fishing lure, as shown and described.

**DESCRIPTION**

FIG. 1 is a front perspective view of a first embodiment of a fishing lure showing my new design;  
FIG. 2 is a top plan view thereof;  
FIG. 3 is a side elevational view thereof;  
FIG. 4 is a bottom plan view thereof;  
FIG. 5 is a front elevational view thereof;  
FIG. 6 is a rear elevational view thereof;  
FIG. 7 is a top plan view of a second embodiment of a segmented fishing lure with arcuate side portions of this invention distinguished from the first embodiment by having a forward segment with an arcuate left side portion and a rearward segment with an arcuate right side portion; and,  
FIG. 8 is a bottom plan view of the invention of FIG. 7.






Fig. 1.

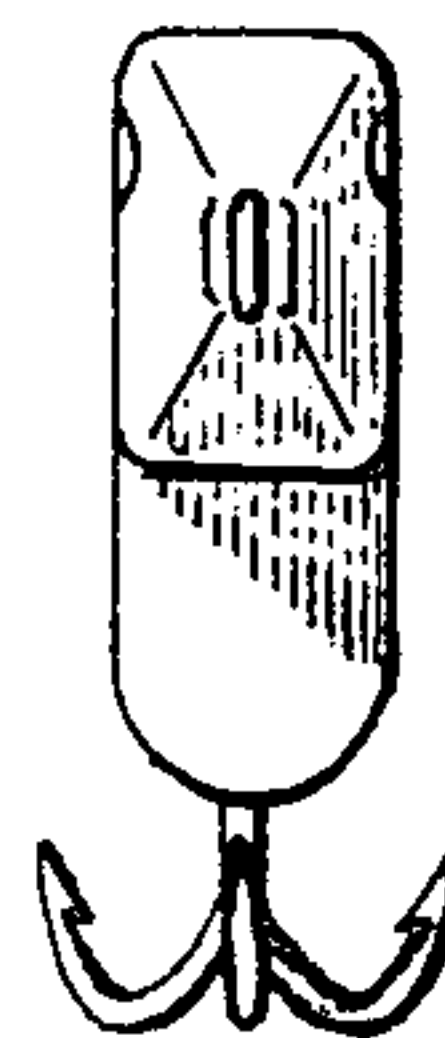


Fig. 5.

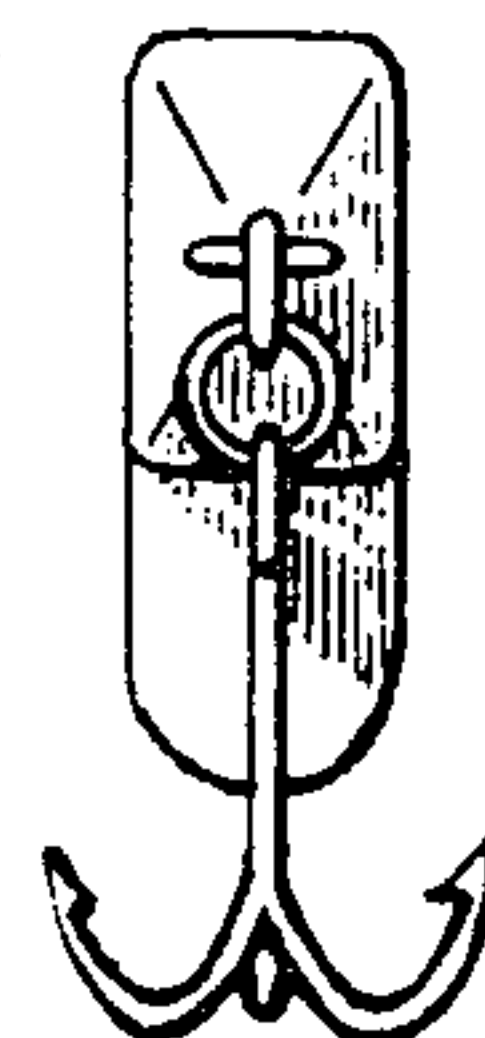


Fig. 6.

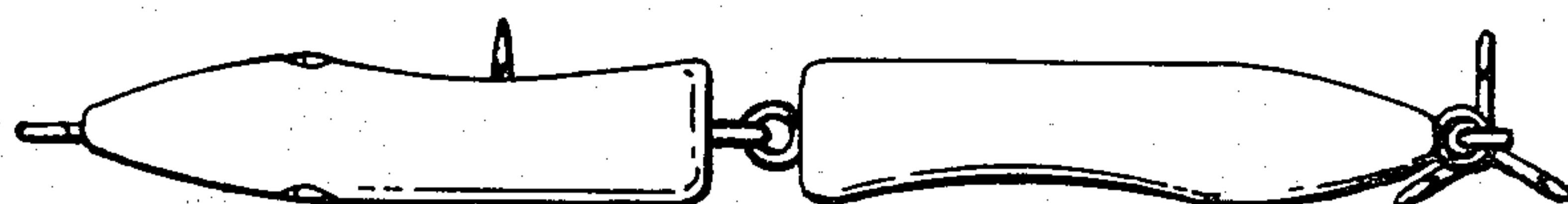


Fig. 2.

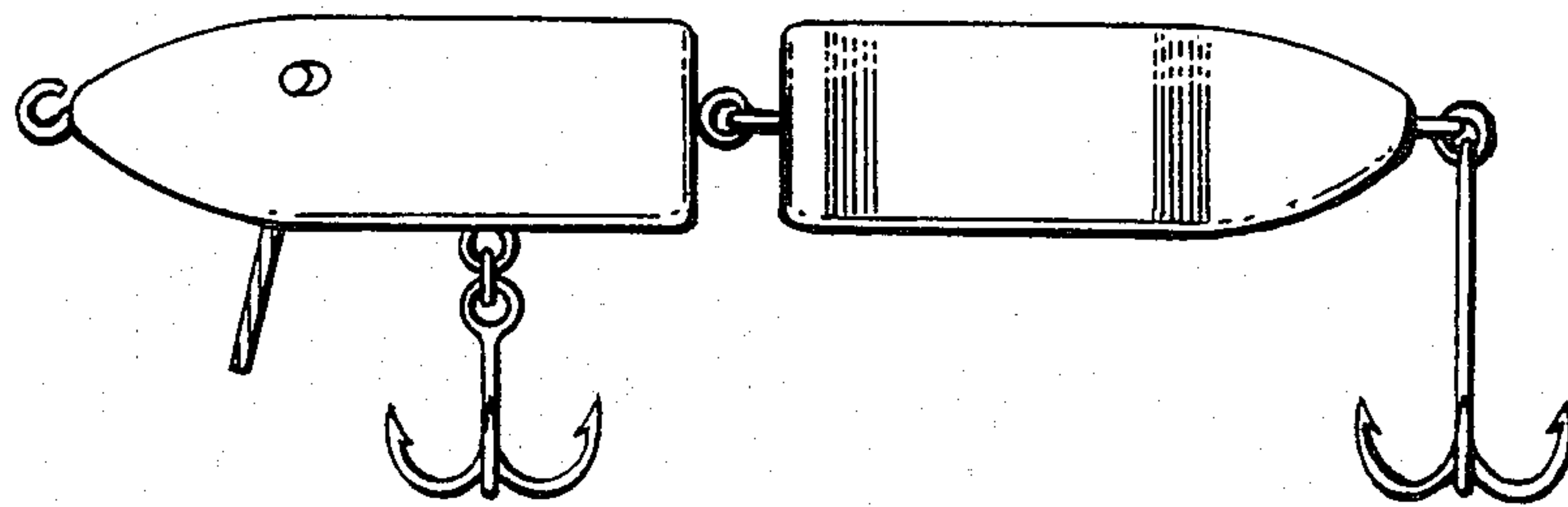


Fig. 3.

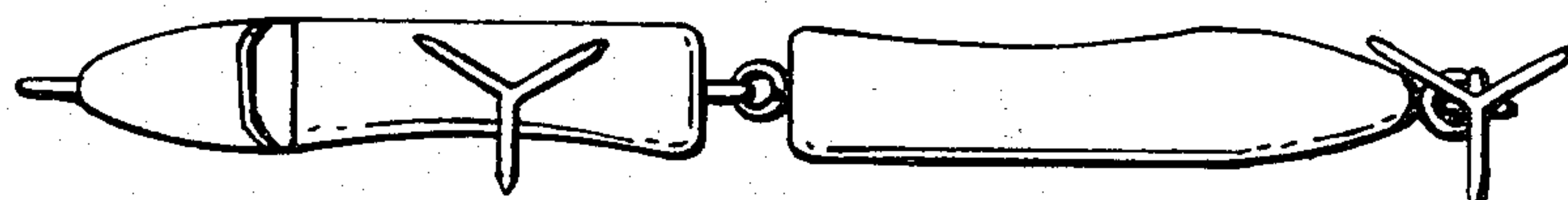


Fig. 4.

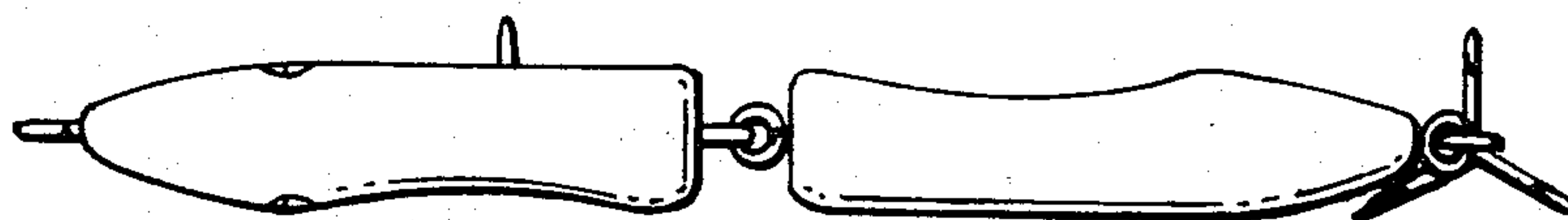


Fig. 7.

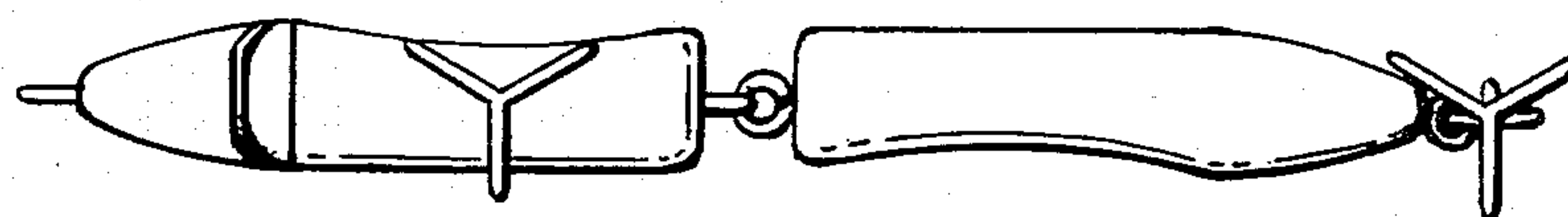


Fig. 8.