

[54] **CASING FOR VOICE SYNTHESIZER**

[75] **Inventor: Robert S. Swinney, Glendale, Calif.**  
[73] **Assignee: Robert Swinney Ltd., Glendale, Calif.**  
[\*\*] **Term: 14 Years**  
[21] **Appl. No.: 470,279**  
[22] **Filed: Feb. 28, 1983**  
[52] **U.S. Cl. .... D14/1; D14/99**  
[58] **Field of Search ..... D14/1, 2, 99; D19/60; 381/51-53**

[56] **References Cited**

**U.S. PATENT DOCUMENTS**

D. 224,739	9/1972	Lamberson .....	D19/60
D. 234,360	2/1975	Duncan .....	D19/60
D. 256,028	7/1980	Lawrence et al. ....	D19/60
4,379,640	4/1983	Inoue .....	381/51 X

**OTHER PUBLICATIONS**

"IBM Technical Disclosure Bulletin", vol. 21, No. 9, 2-79, Audio Device for the Blind, Touch Sensitive Tablet, 3.

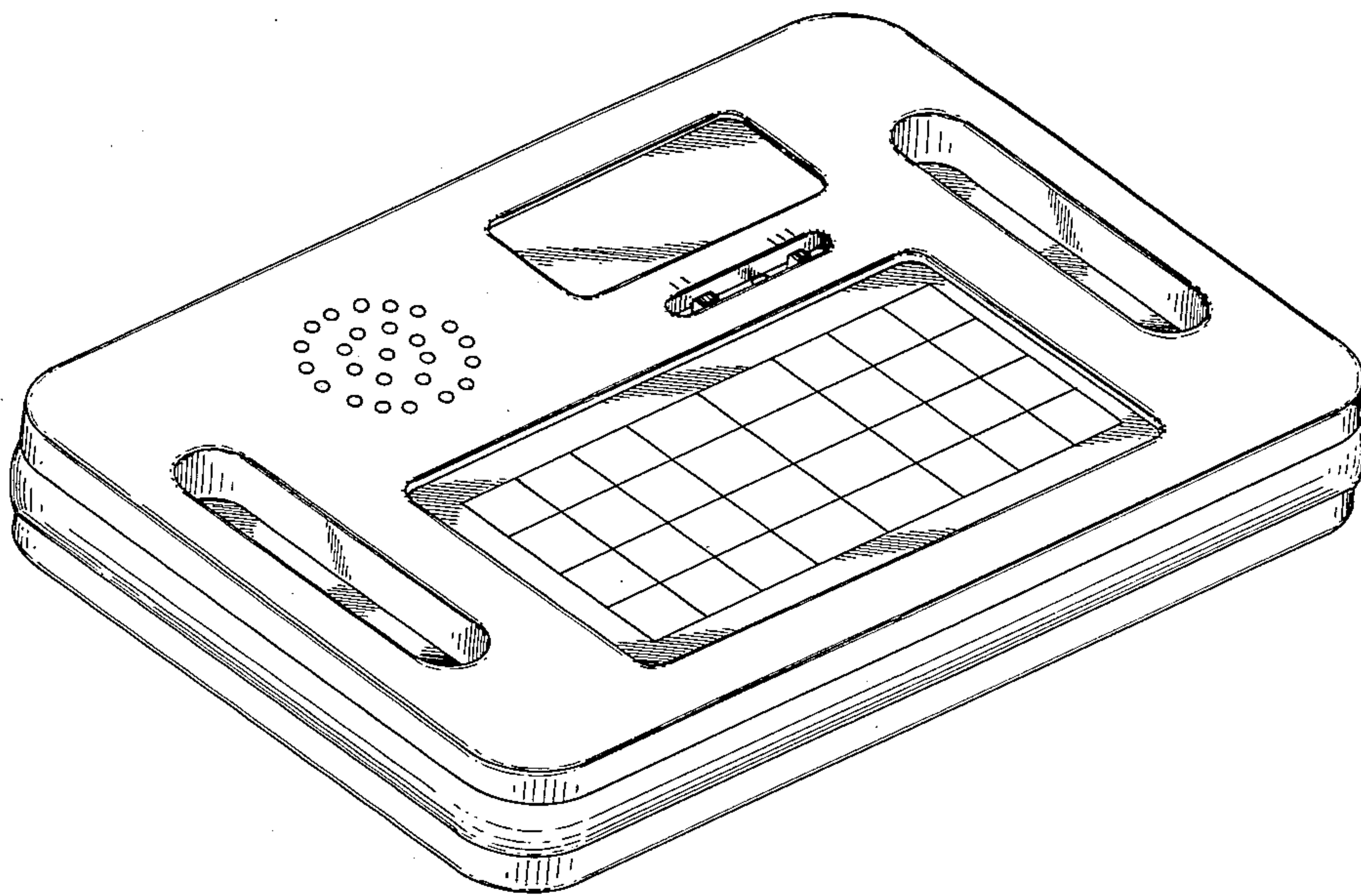
*Primary Examiner*—Jane E. Corrigan  
*Attorney, Agent, or Firm*—Marshall A. Lerner

[57] **CLAIM**

The ornamental design for a casing for voice synthesizer, as shown and described.

**DESCRIPTION**

FIG. 1 is a top plan view of a casing for a voice synthesizer showing my new design;  
FIG. 2 is a front elevational view;  
FIG. 3 is a bottom plan view;  
FIG. 4 is a side elevational view; and  
FIG. 5 is a front, top and left side perspective view.



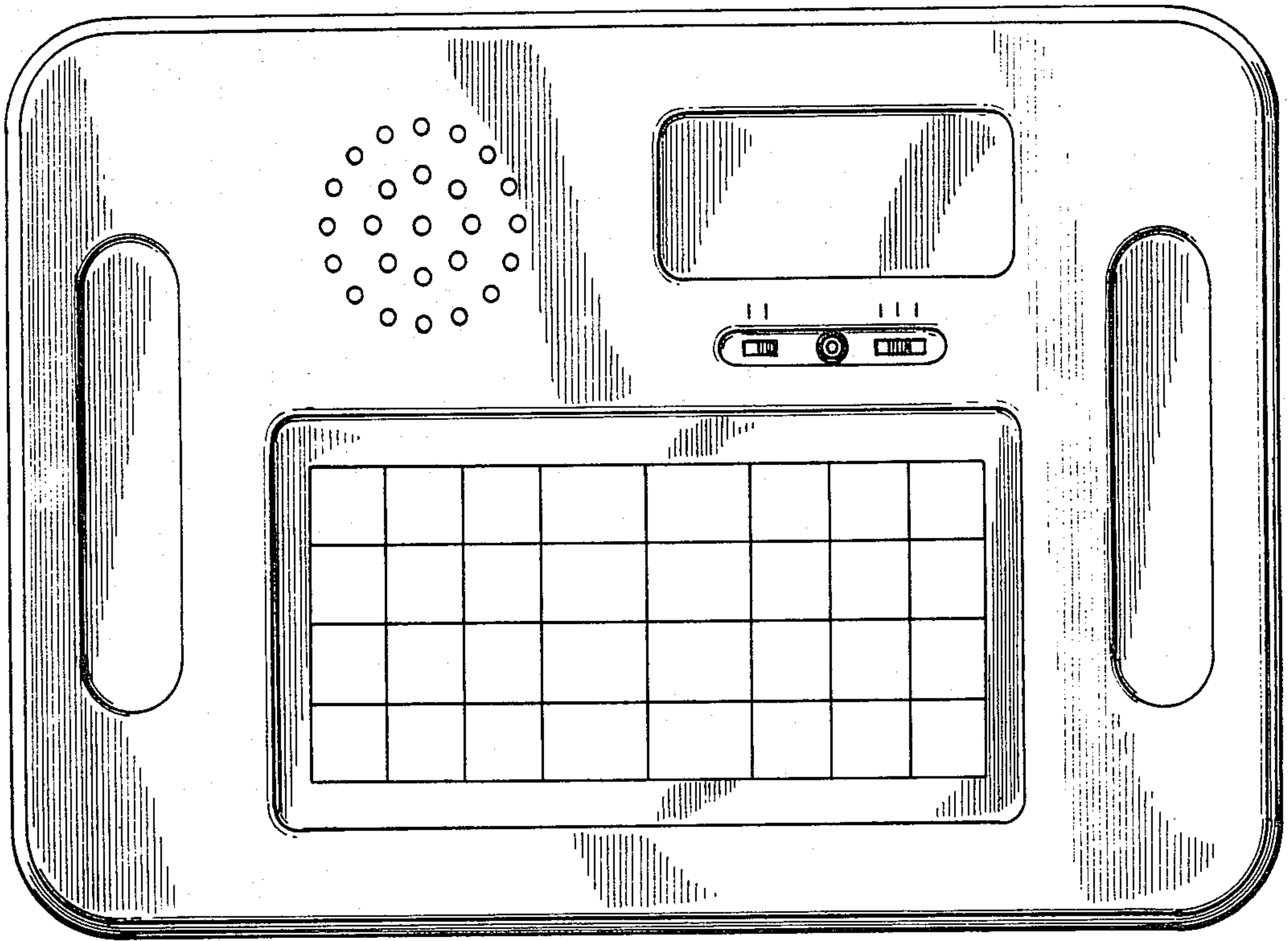


FIG. 1




FIG. 2




FIG. 3




FIG. 4



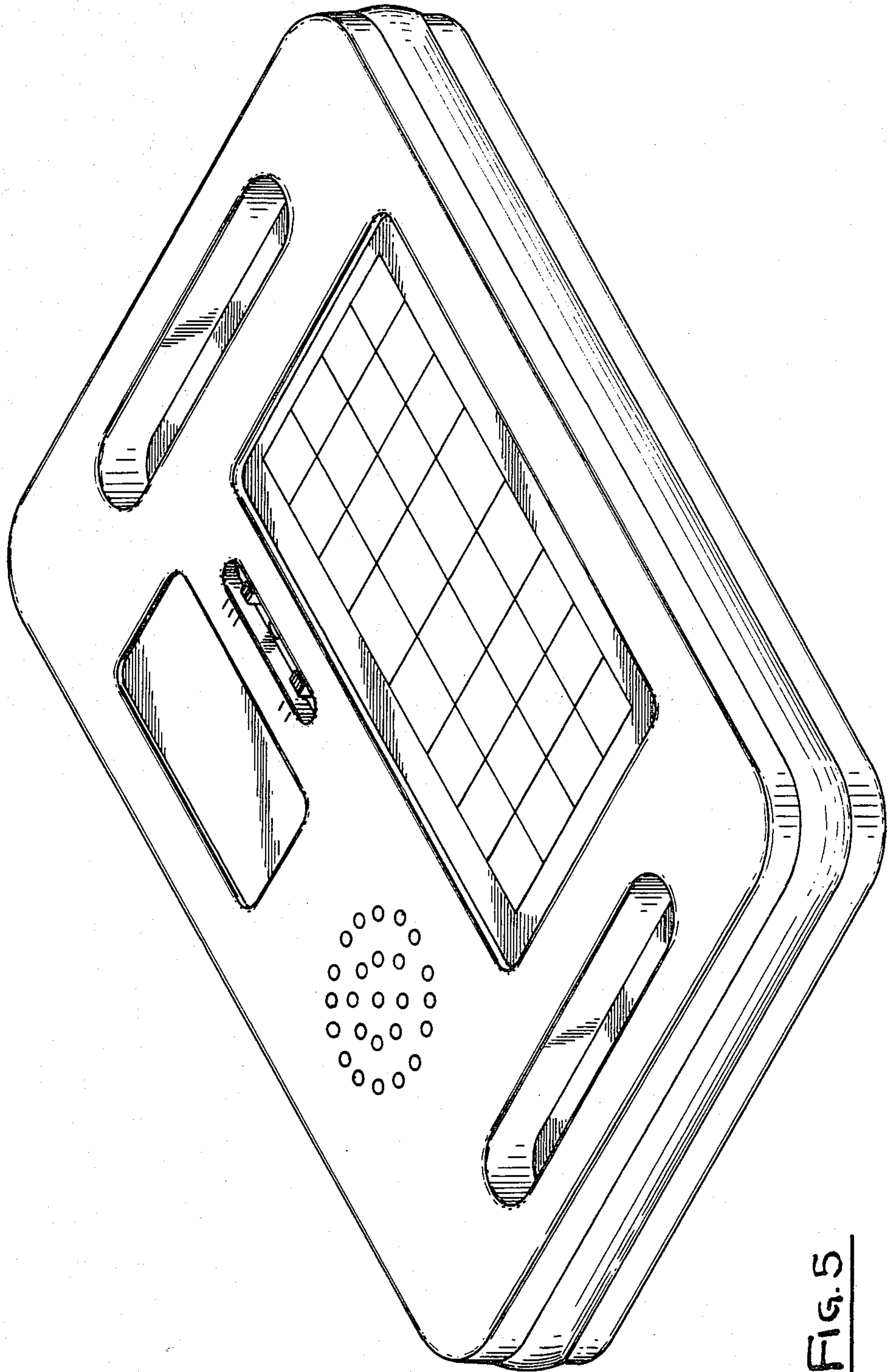


FIG. 5