

[54] **WRISTWATCH**

[75] **Inventor: Giorgetto Giugiaro, Trofarello, Italy**

[73] **Assignee: Kabushiki Kaisha Hattori Seiko, Tokyo, Japan**

[\*\*] **Term: 14 Years**

[21] **Appl. No.: 509,169**

[22] **Filed: Jun. 29, 1983**

[30] **Foreign Application Priority Data**

Jan. 20, 1983 [JP] Japan ..... 58-1955

[52] **U.S. Cl. .... D10/39; D10/40 X; D10/30 X**

[58] **Field of Search .... D10/30-40, D10/122-128; 368/10, 101, 107-108, 110-113, 223, 228, 276-278, 280-282, 285**

[56] **References Cited**

**U.S. PATENT DOCUMENTS**

- D. 267,784 2/1983 Heuer ..... D10/30
- D. 267,785 2/1983 Heuer ..... D10/30

D. 268,168 3/1983 Schneider ..... D10/30

**OTHER PUBLICATIONS**

- The Washington Post/Potomac/Dec. 10, 1972-p. 41--* Watch at upper-middle-left-with arrows.
- European Jeweler-5/72-p. 90--* Watch at bottom.
- European Jeweler-10/79-p. 122--* Watch at bottom right.
- Suisses Textiles-#4/1949-p. 53--* Watch at bottom-right.


*Primary Examiner--Nelson C. Holtje*  
*Attorney, Agent, or Firm--Robert E. Burns; Emmanuel J. Lobato; Bruce L. Adams*

[57] **CLAIM**

The ornamental design for a wristwatch, substantially as shown and described.

**DESCRIPTION**

FIG. 1 is a front elevational view of a wristwatch showing my new design;  
 FIG. 2 is a left side elevational view thereof;  
 FIG. 3 is a right side elevational view thereof;  
 FIG. 4 is a rear elevational view thereof;  
 FIG. 5 is a top plan view thereof; and  
 FIG. 6 is a bottom plan view thereof.






FIG. 2

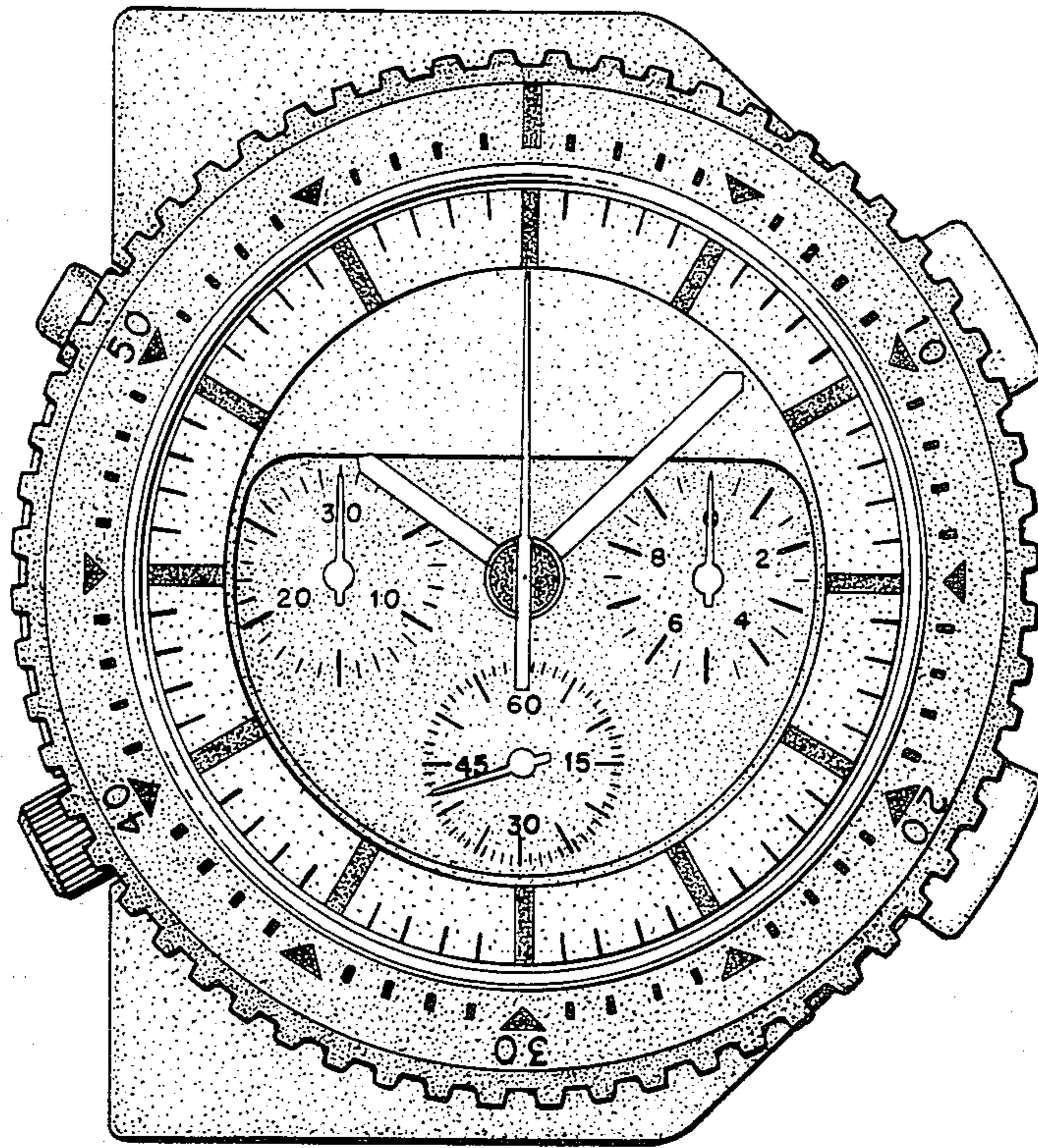


FIG. 1

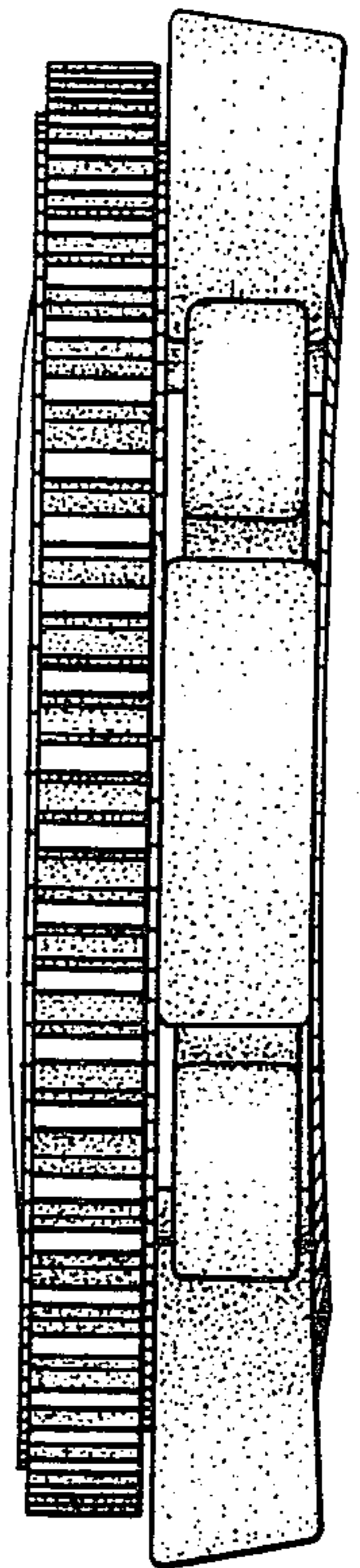


FIG. 3




FIG. 5

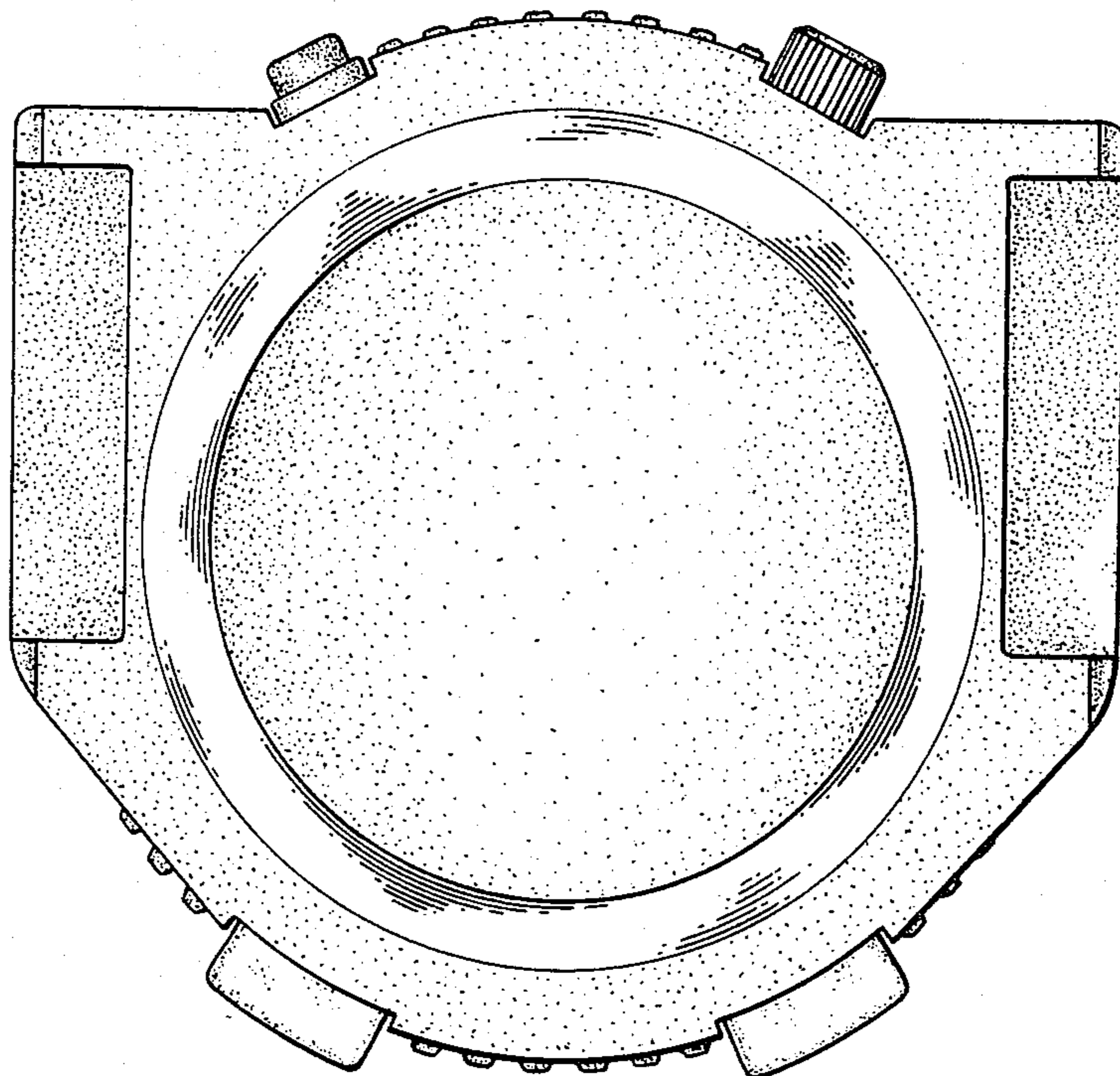


FIG. 4

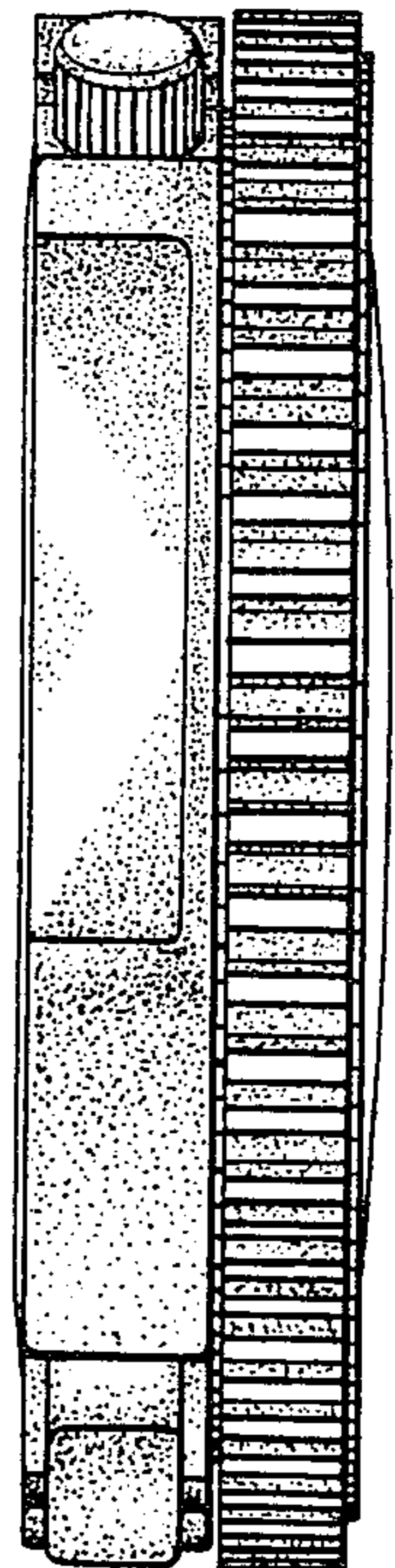


FIG. 6