

[54] **MAGAZINE RACK**

[76] **Inventors:** **Walter Zeischegg, deceased**, late of Ulm, Fed. Rep. of Germany; by **Rosalinde Zeischegg**, heiress, Blumenscheinweg 10, Ulm; **Bernd Brüssing**, Bilharzstr. 3, Ulm-Lehr, both of Fed. Rep. of Germany, D-7900

[**] **Term:** **14 Years**

[21] **Appl. No.:** **411,231**

[22] **Filed:** **Aug. 24, 1982**

[30] **Foreign Application Priority Data**

Feb. 25, 1982 [DE] Fed. Rep. of Germany MR 954

Mar. 16, 1982 [FR] France DM-001299

[52] **U.S. Cl.** **D6/476; D6/449**

[58] **Field of Search** **D6/85, 181, 184, 185, D6/186, 157, 188; 211/74, 13, 42, 43, 45; D32/55; D7/71**

[56] **References Cited**

U.S. PATENT DOCUMENTS

D. 162,226	2/1951	Rippe	D6/184
D. 177,788	5/1956	Abadessa, Jr. et al.	D6/188
D. 182,741	5/1958	Rennels	D7/71
D. 189,244	11/1960	Mark	D6/184
D. 191,059	8/1961	Rennels	D7/71
2,553,180	5/1951	Fromme	211/74
4,270,662	6/1981	Gonzalez	211/74

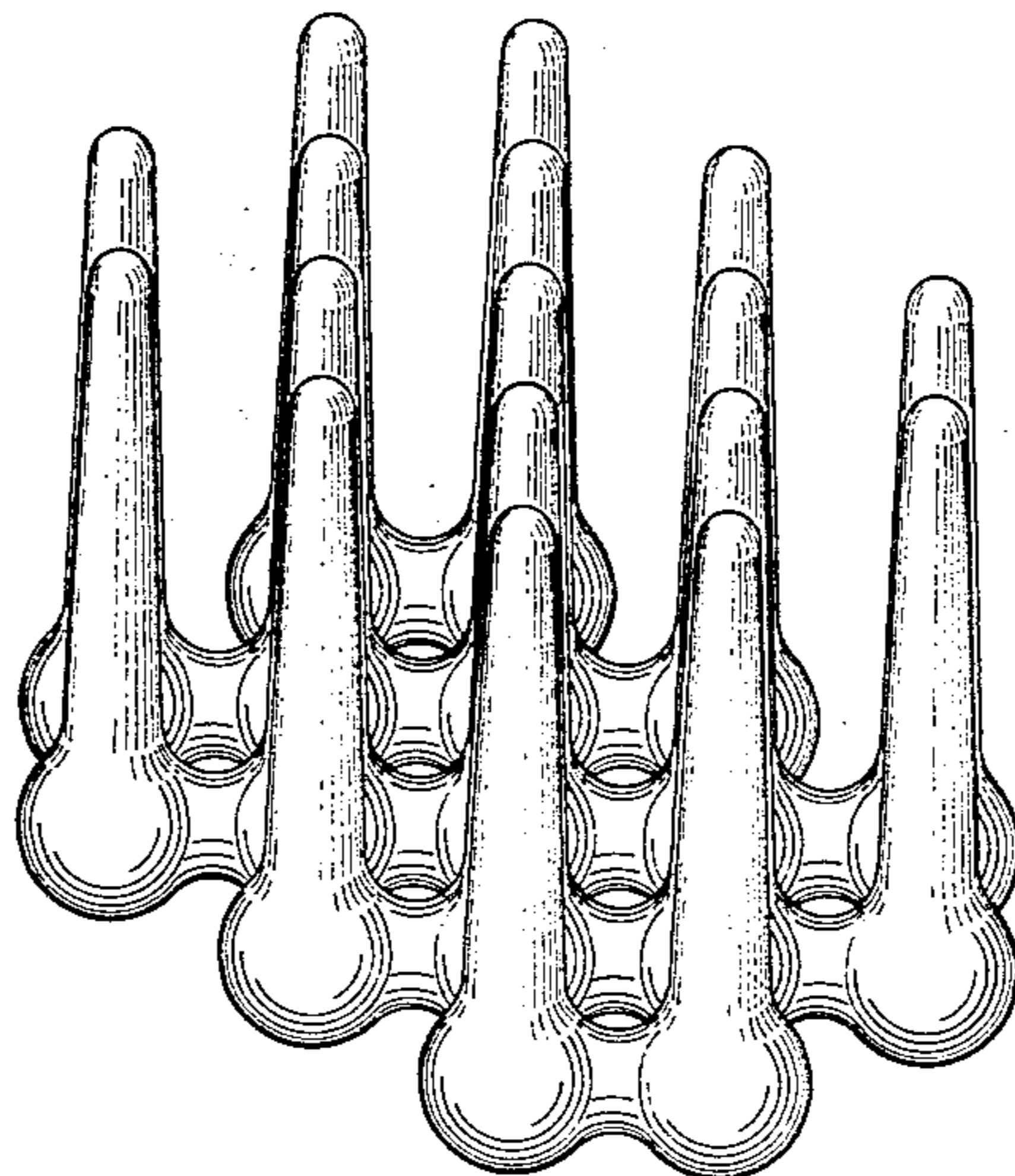
Primary Examiner—Bernard Ansher
Assistant Examiner—Carmen H. Vales
Attorney, Agent, or Firm—Karl F. Ross; Herbert Dubno

[57] **CLAIM**

The ornamental design for a magazine rack, as shown and described.

DESCRIPTION

FIG. 1 is a perspective view of a magazine rack showing our new design;
FIG. 2 is a top plan view thereof;
FIG. 3 is a bottom plan view thereof; and
FIG. 4 is a top plan view of another embodiment of the magazine rack shown in FIG. 1. The perspective and bottom views being substantially similar to FIGS. 1 and 3 except for the addition of a seven member holder.



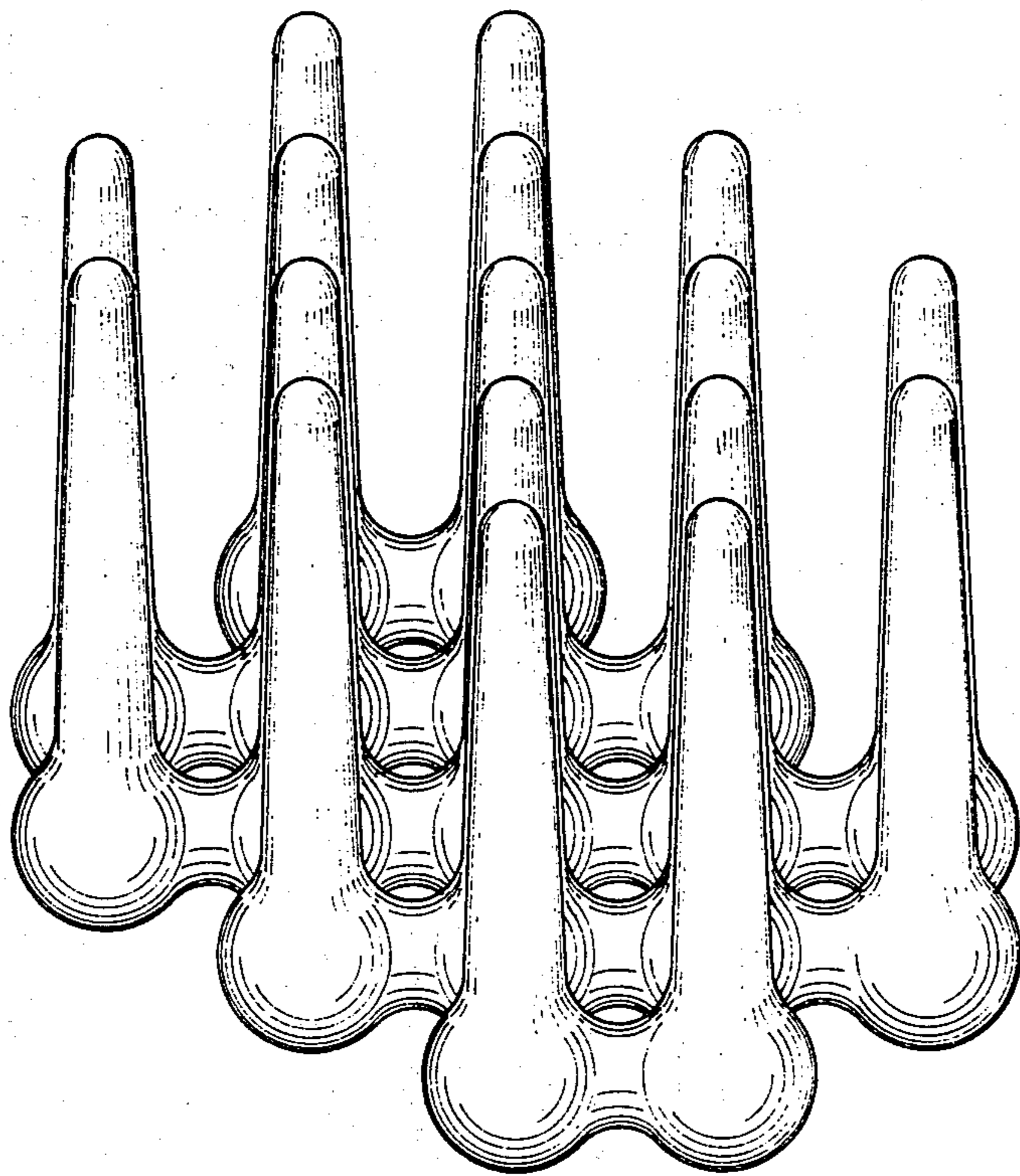


FIG. 1




FIG. 2

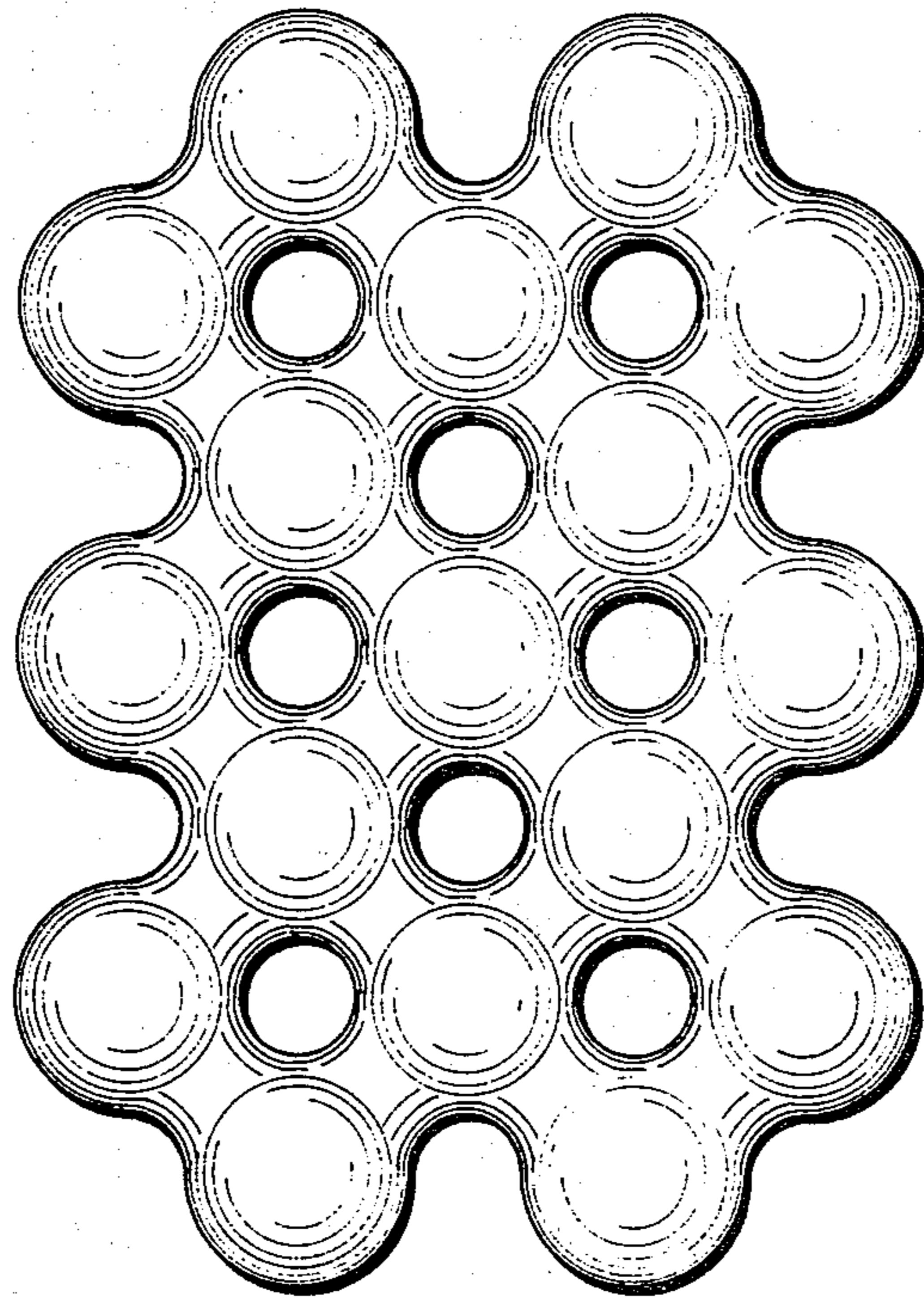


FIG. 3




FIG. 4