

[54] **MEDICAL CORSET**

[75] **Inventors:** **Shinroku Nakao**, Kanagawa;
Yoshiyasu Ishii; **Kenshun Ishii**, both
of Tokyo, all of Japan

[73] **Assignee:** **Combi Co., Ltd.**, Tokyo, Japan

[**] **Term:** **14 Years**

[21] **Appl. No.:** **396,988**

[22] **Filed:** **Jul. 9, 1982**

[30] **Foreign Application Priority Data**

Mar. 3, 1982 [JP] Japan 57-8690

[52] **U.S. Cl.** **D24/64; D2/2;**
D24/49

[58] **Field of Search** D24/49, 64, 99; D2/1,
D2/2, 4, 5, 10, 11; 128/558, 559, 573, 578, 579
R; 2/DIG. 6, DIG. 7

[56] **References Cited**

U.S. PATENT DOCUMENTS

D. 242,173	11/1976	Evans	D24/64
D. 242,174	11/1976	Evans	D24/64
1,425,899	8/1922	Redmond	128/578 X
2,097,159	10/1937	Kendrick	128/579 R X

OTHER PUBLICATIONS

Velcro P.N.R. #1097, 12-28-70, from *Health Care Product News*, Dale Surgical Binder.

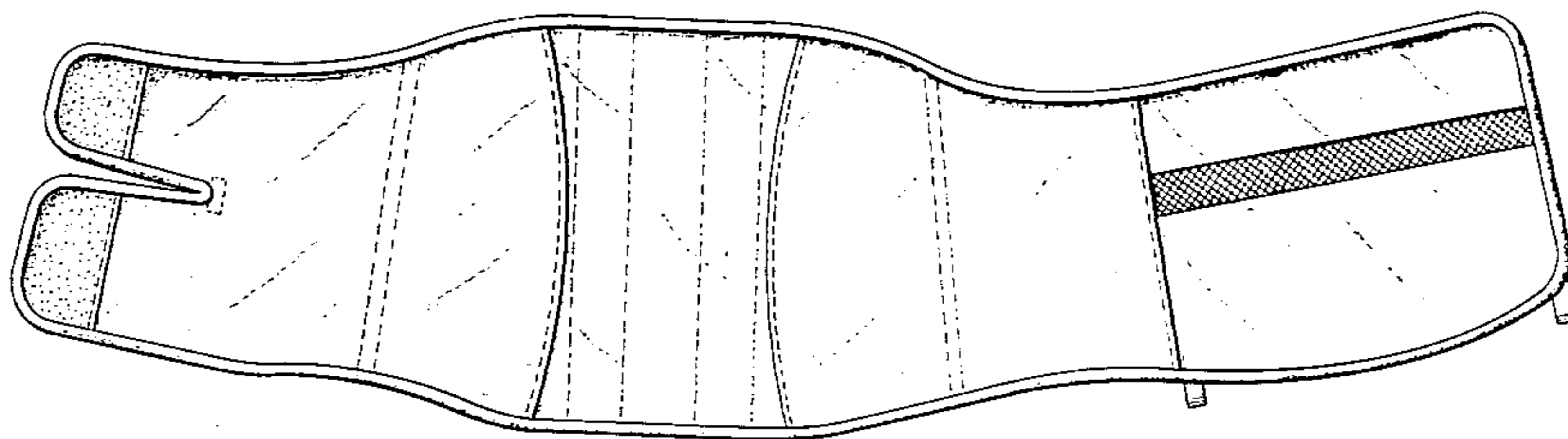
Primary Examiner—Jane E. Corrigan
Attorney, Agent, or Firm—Sughrue, Mion, Zinn,
Macpeak and Seas

[57] **CLAIM**

The ornamental design for a medical corset, as shown.

DESCRIPTION

FIG. 1 is a front elevational view of a medical corset showing our new design;
FIG. 2 is a rear elevational view thereof;
FIG. 3 is a top plan view thereof;
FIG. 4 is a bottom plan view thereof;
FIG. 5 is a right side elevational view thereof; and
FIG. 6 is a left side elevational view thereof.



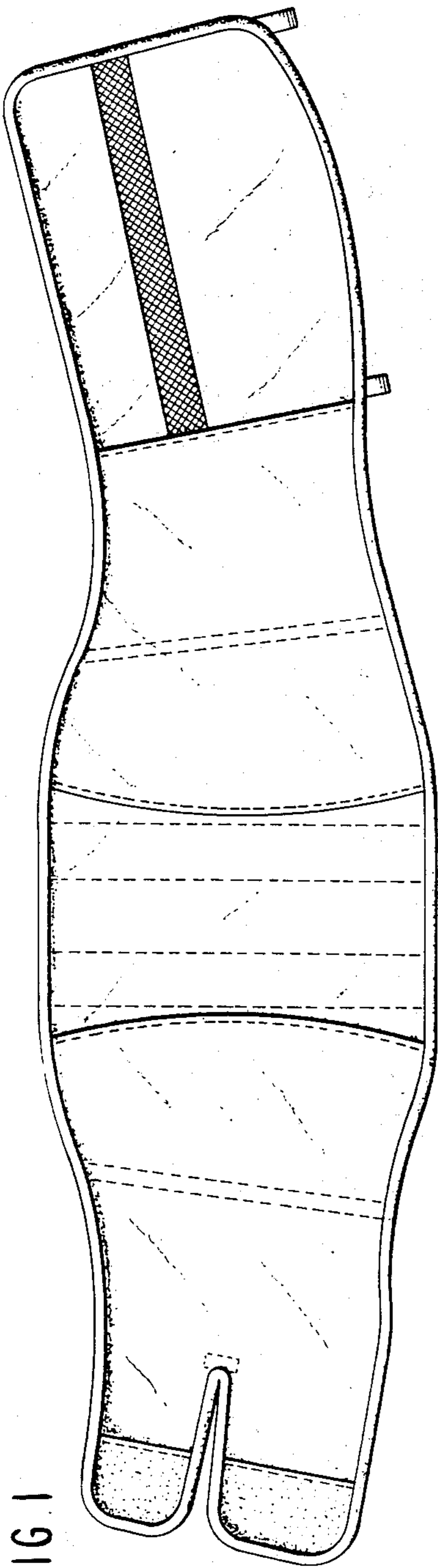


FIG. 5




FIG. 2

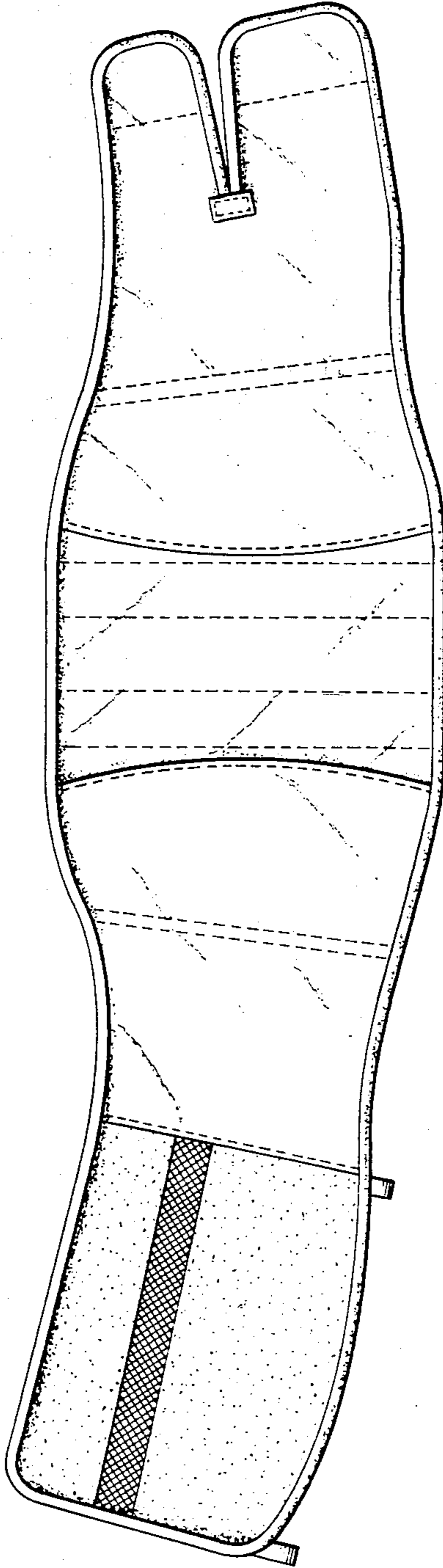


FIG. 6



FIG. 3




FIG. 4

