

[54] **PNEUMATIC CONVEYOR TERMINAL**

[76] **Inventor: Herbert Kraemer, Fasanenweg 6, 8080 Fuerstenfeldbruck, Fed. Rep. of Germany**

[**] **Term: 14 Years**

[21] **Appl. No.: 420,375**

[22] **Filed: Sep. 20, 1982**

[30] **Foreign Application Priority Data**

Mar. 18, 1982 [DE] Fed. Rep. of Germany 12867

[52] **U.S. Cl. D18/35**

[58] **Field of Search D18/35; 406/110, 111, 406/112; D99/29, 30, 31, 32, 33; D21/60, 109; 232/19, 24, 27, 34**

[56] **References Cited**

U.S. PATENT DOCUMENTS

D. 199,002 8/1964 Voitas D18/35

D. 272,076 1/1984 Greene D18/35
4,251,169 2/1981 Kelly et al. 406/110

FOREIGN PATENT DOCUMENTS

1061317 3/1967 United Kingdom 406/110

Primary Examiner—James M. Gandy
Attorney, Agent, or Firm—Hill, Van Santen, Steadman & Simpson

[57] **CLAIM**

The ornamental design for a pneumatic conveyor terminal, as shown and described.

DESCRIPTION

FIG. 1 is a top front perspective view of a pneumatic conveyor terminal showing my new design;
FIG. 2 is a top plan view thereof;
FIG. 3 is a bottom plan view thereof;
FIG. 4 is a side elevational view thereof of the left side as illustrated in FIG. 1;
FIG. 5 is a rear elevational view thereof.




FIG. 1




FIG. 2


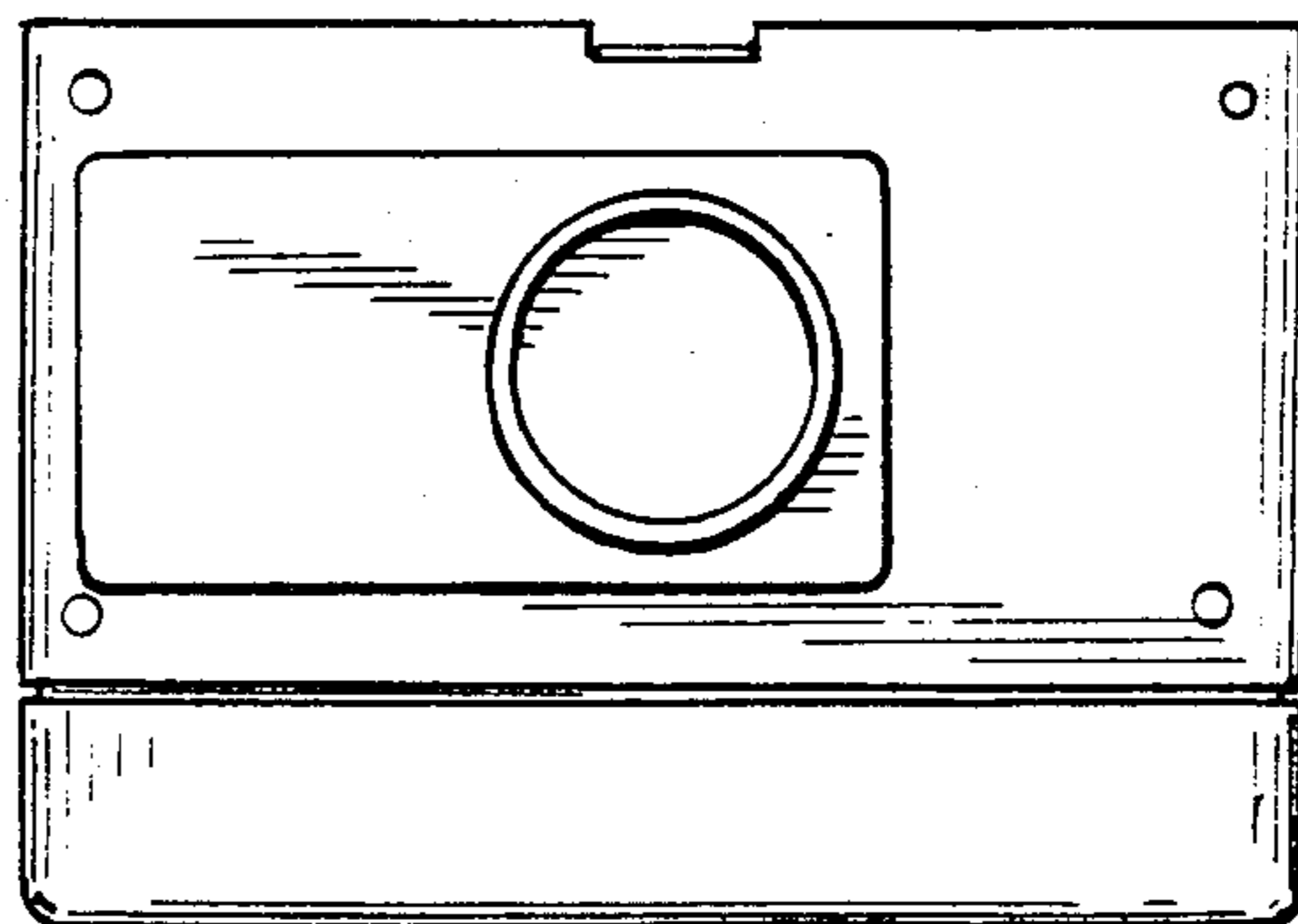


FIG. 3






FIG. 4

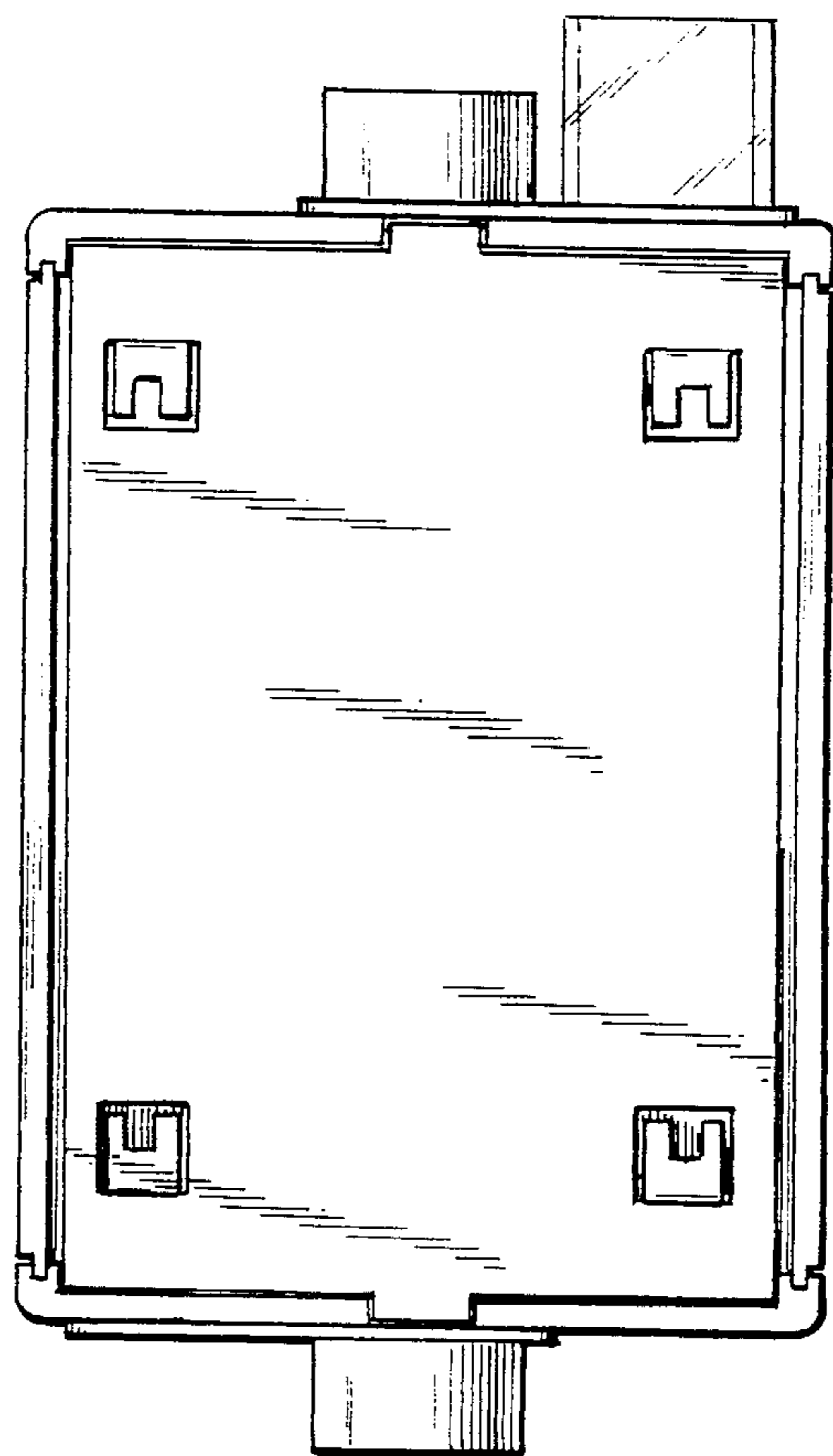


FIG. 5