

[54] **PORTABLE TELEVISION RECEIVER**

[75] **Inventors: Naoto Fukasawa; Susumu Suzuki; Noritaka Uchihori, all of Suwa, Japan**

[73] **Assignee: Kabushiki Kaisha Suwa Seikosha, Tokyo, Japan**

[\*\*] **Term: 14 Years**

[21] **Appl. No.: 449,816**

[22] **Filed: Dec. 14, 1982**

[30] **Foreign Application Priority Data**

Jun. 15, 1982 [JP]	Japan	57-26706
[52] U.S. Cl.	D14/77; D14/5;	
	D14/6; D14/70; D14/72; D14/79	
[58] Field of Search	D14/77, 79-84,	
	D14/5, 6, 70, 72, 3, 68; 312/7.2	

[56] **References Cited**

**U.S. PATENT DOCUMENTS**

- D. 237,507 11/1975 Pulos ..... D14/3
- D. 245,979 10/1977 Fukuda et al. .... D14/68
- D. 261,650 11/1981 Van De Ven ..... D14/70
- D. 272,908 3/1984 Matsuo ..... D14/77
- D. 273,010 3/1984 Hamada et al. .... D14/70

*Primary Examiner*—Jane E. Corrigan  
*Attorney, Agent, or Firm*—Blum, Kaplan, Friedman, Silberman & Beran

[57] **CLAIM**

The ornamental design for a portable television receiver, as shown.

**DESCRIPTION**

FIG. 1 is a top plan view of a portable television receiver showing our new design;  
 FIG. 2 is a front elevational view thereof;  
 FIG. 3 is a left side elevational view;  
 FIG. 4 is a right side elevational view;  
 FIG. 5 is a bottom plan view thereof; and  
 FIG. 6 is a rear elevational view thereof.

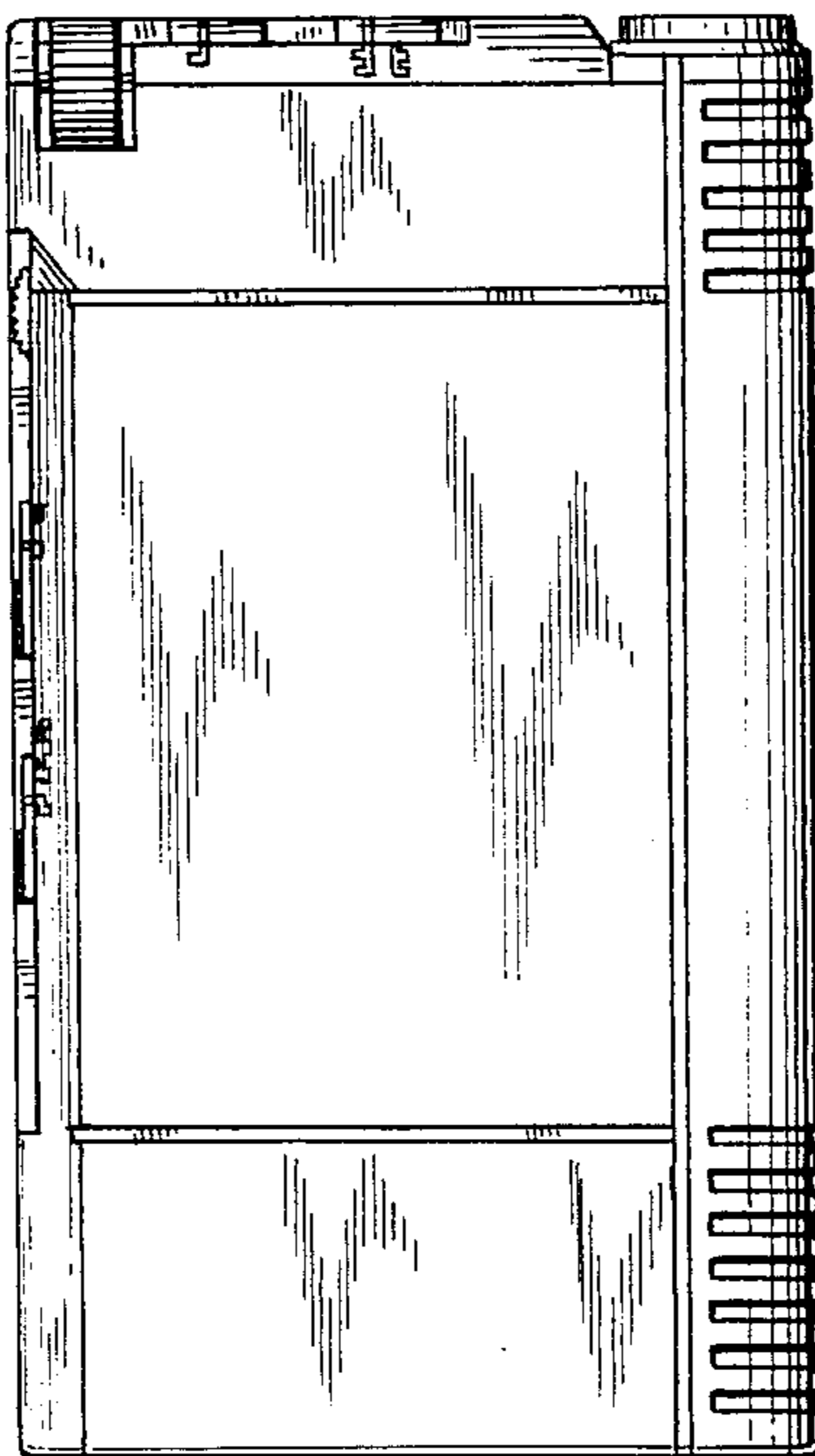


FIG. 1




FIG. 3

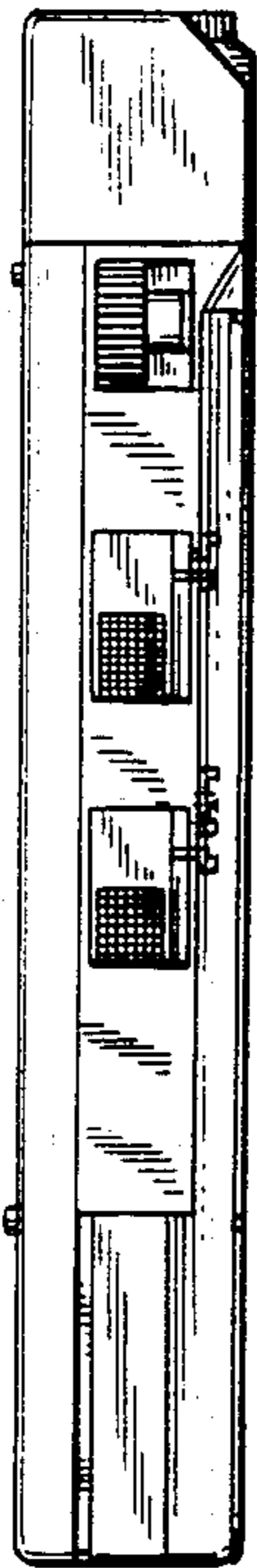





FIG. 2



*FIG. 4*



*FIG. 5*



*FIG. 6*

