

[54] **BOWL**

[75] **Inventor: Lawrence M. Knutson, Prior Lake, Minn.**

[73] **Assignee: Decra-Stone, Inc., Prior Lake, Minn.**

[*] **Notice: The portion of the term of this patent subsequent to Dec. 6, 1997 has been disclaimed.**

[**] **Term: 14 Years**

[21] **Appl. No.: 389,425**

[22] **Filed: Jun. 17, 1982**

[52] **U.S. Cl. D7/29; D7/27**

[58] **Field of Search D7/3, 29-36, D7/22-28**

[56] **References Cited**

U.S. PATENT DOCUMENTS

D. 104,712	5/1937	Williams	D7/28
D. 271,651	12/1983	Knutson	D7/29
D. 271,835	12/1983	Knutson	D7/29

OTHER PUBLICATIONS

Design, Mar. 1955, p. 46, middle right panel, *Transparent Scalloped Ashtray in Pressed Glass*.

Glass of Frederick Carder, by Paul V. Gardner, NK 5198.C3 G3 ©1971, p. 325, 2nd. col. from left, Item #1383, 4th Bowl down.

Glass of Frederick Carder, by Paul V. Gardner, NK 5198.C3 G3 ©1971, p. 145, No. 7070 at top right-Bowl.

Primary Examiner—Winifred E. Herrmann

Attorney, Agent, or Firm—Williamson, Bains, Moore & Hansen

[57] **CLAIM**

The ornamental design for a bowl, as shown and described.

DESCRIPTION

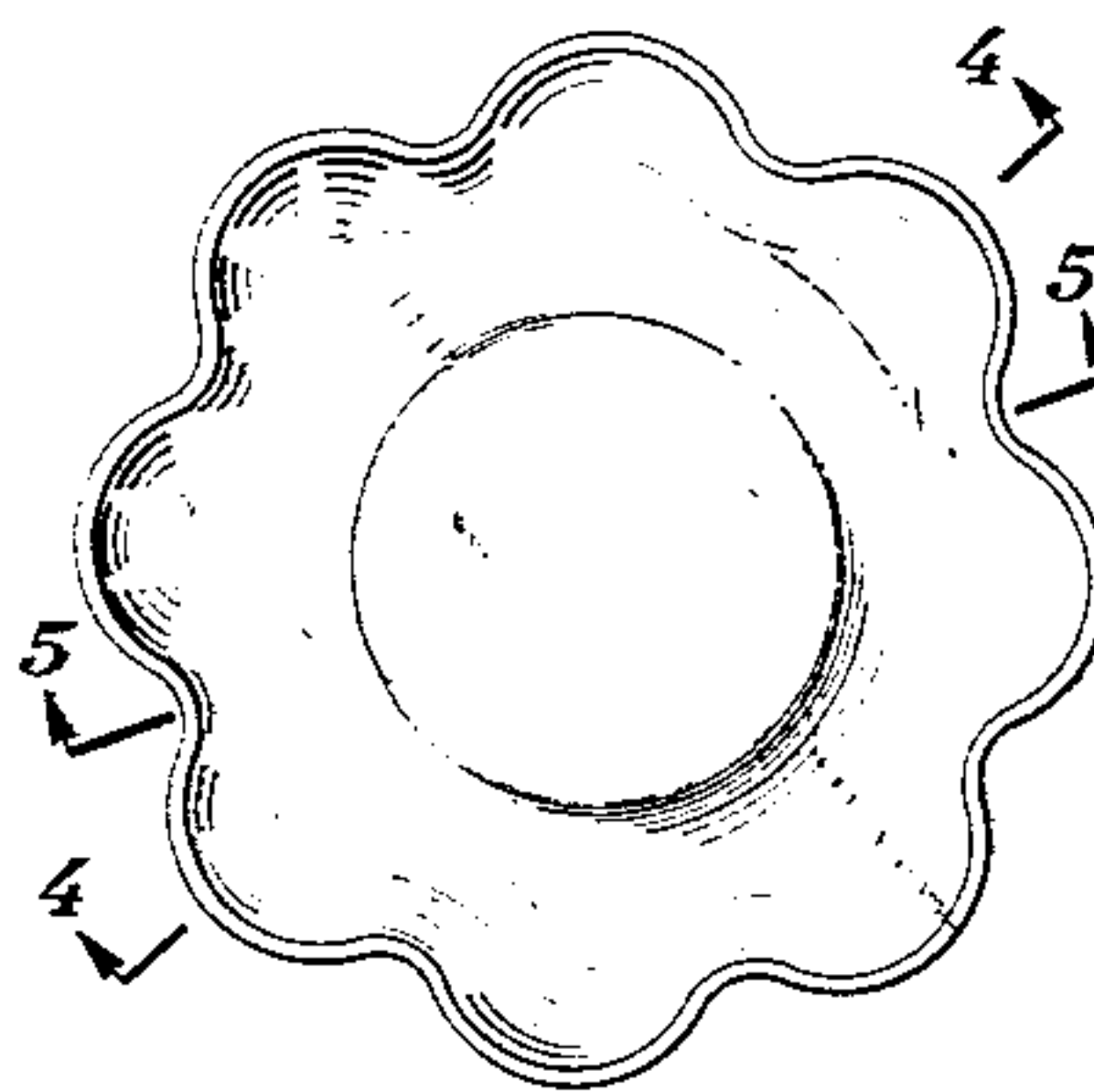
FIG. 1 is a top plan view of a bowl showing my new design;

FIG. 2 is a bottom plan view thereof;

FIG. 3 is a side elevational view thereof in which the raised interior bottom wall which is visible through the transparent side wall has been omitted for convenience of illustration;

FIG. 4 is a cross-sectional view of the bowl of FIG. 1 taken in the direction of cutting plane 4—4 of FIG. 1;

FIG. 5 is a cross-sectional view of the bowl of FIG. 1 taken in the direction of cutting plane 5—5 of FIG. 1.



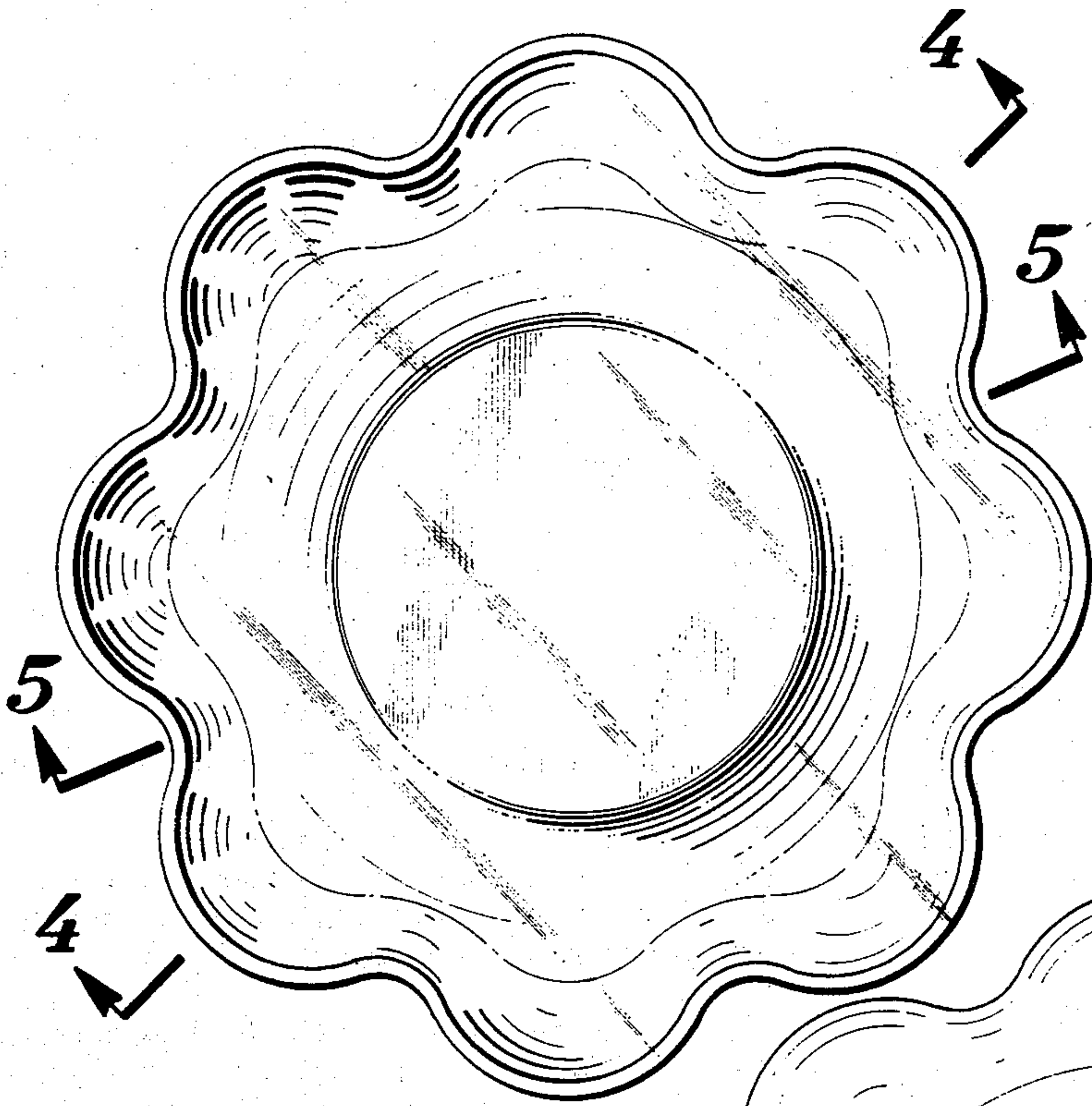


Fig. 1

Fig. 2

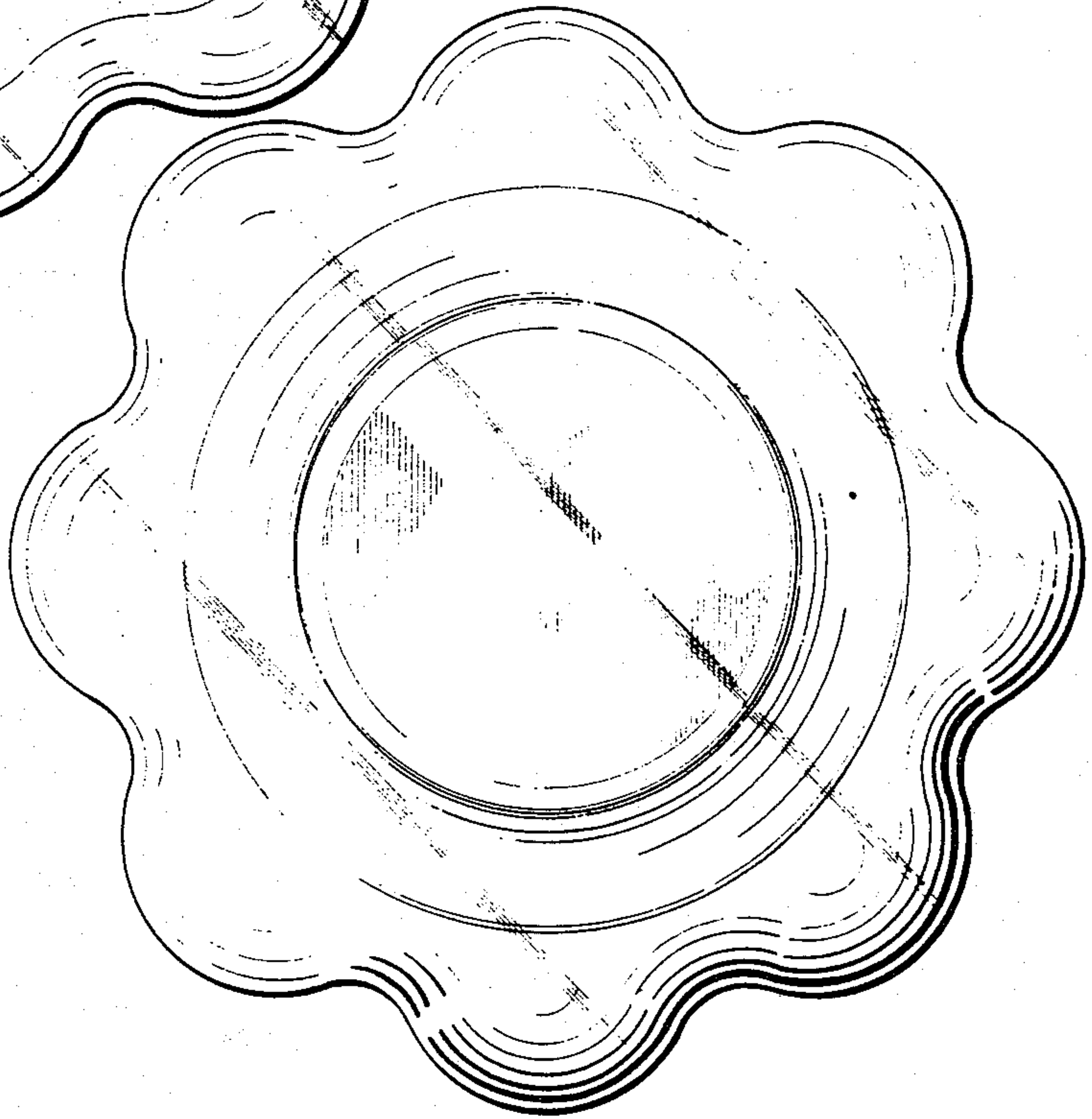


Fig. 3




Fig. 4




Fig. 5