

[54] REVERSIBLE SEAT FOR A BATHTUB OR THE LIKE

[76] Inventor: Robert T. Collins, 309 Yorkum Pkwy., Apartment No. 1802, Alexandria, Va. 22304

[**] Term: 14 Years

[21] Appl. No.: 456,573

[22] Filed: Jan. 7, 1983

[52] U.S. Cl. D6/349; D6/355; 4/579

[58] Field of Search D23/71; D6/334, 349, D6/355, 374, 492, 502, 512, 524, 567; 4/574, 575, 578, 579

[56] References Cited

U.S. PATENT DOCUMENTS

D. 29,993	1/1899	Robertson	D23/71
D. 252,239	7/1979	Smith	D6/355
D. 256,072	7/1980	Parker	D6/524
D. 267,969	2/1983	Rodger	D6/349
D. 268,280	3/1983	Rodge	D6/349
868,533	10/1907	Cropley	4/574

2,588,562	3/1952	Parish	4/579
2,813,276	11/1957	Lanza	4/579
2,899,688	8/1959	Hopkins	4/579
3,252,167	5/1966	Eddy	4/578
3,579,668	5/1971	Aronovitz	4/578

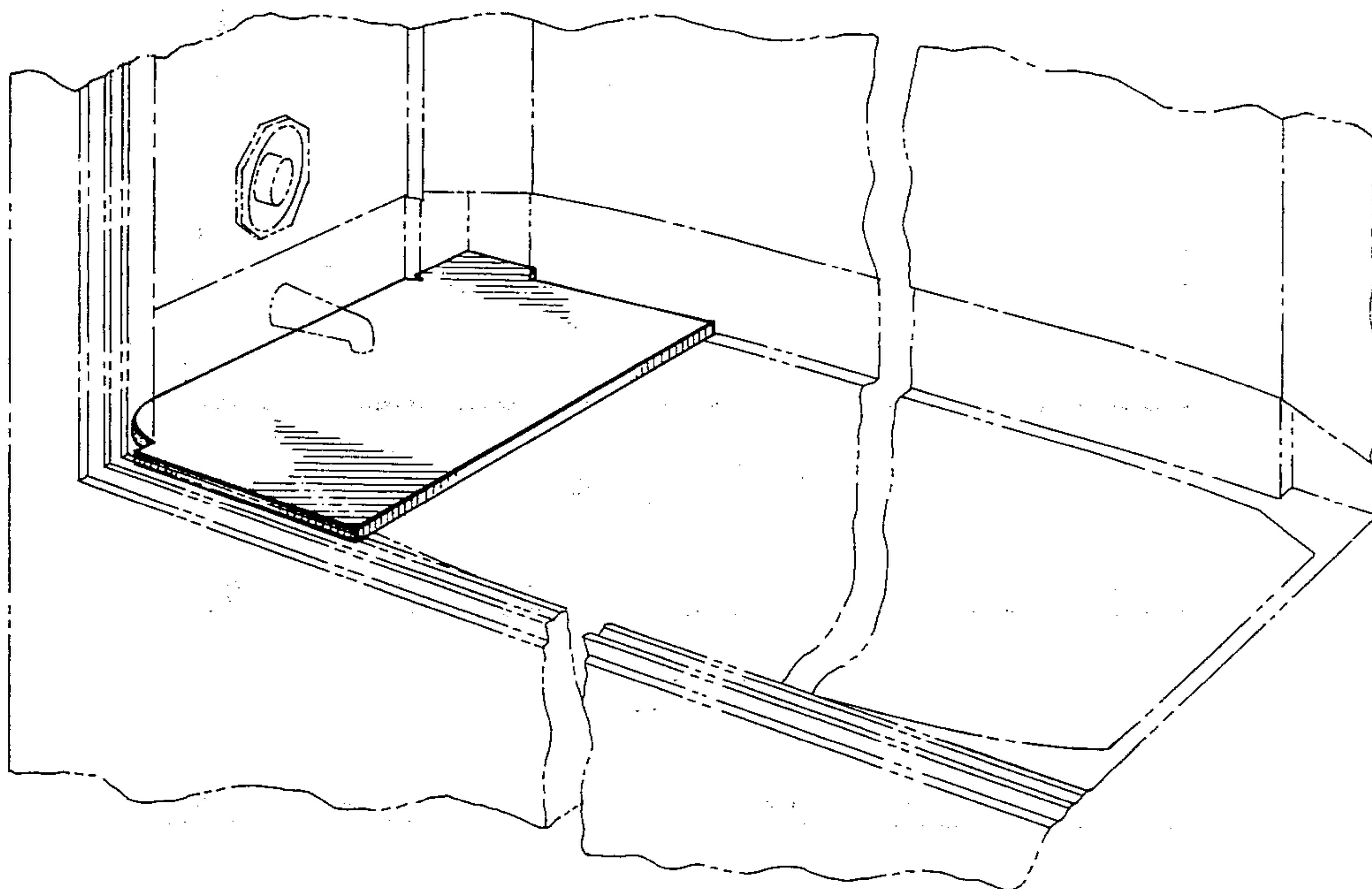
Primary Examiner—James R. Largen
Attorney, Agent, or Firm—Shlesinger, Arkwright, Garvey & Fado

[57] CLAIM

The ornamental design for a reversible seat for a bathtub or the like, as shown and described.

DESCRIPTION

FIG. 1 is a perspective view of a reversible seat for a bathtub or the like showing my new design; FIG. 2 is a top plan view thereof, the bottom being a mirror image of the top shown; FIG. 3 is a rear elevational view thereof; FIG. 4 is a front elevational view thereof; FIG. 5 is a left side elevational view thereof; and FIG. 6 is a right side elevational view thereof. The fragmentary broken line representation of a combined bathtub and shower enclosure in FIG. 1 is for purposes of illustration only.






FIGURE 1




FIGURE 2

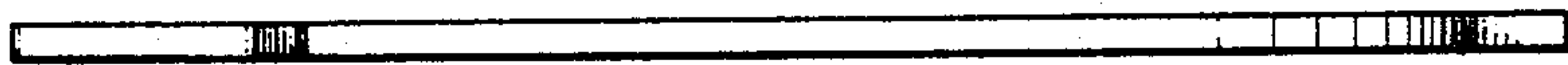


FIGURE 3




FIGURE 4




FIGURE 5

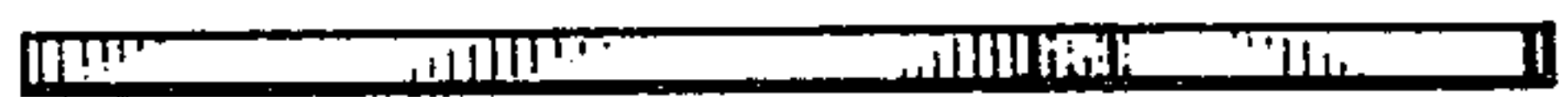


FIGURE 6