

- [54] **COMBINED SUCTION CLEANER UPPER HOUSING AND BAG OR THE LIKE**
- [75] Inventor: **Richard A. Wareham**, North Canton, Ohio
- [73] Assignee: **The Hoover Company**, North Canton, Ohio
- [**] Term: **14 Years**
- [21] Appl. No.: **387,175**
- [22] Filed: **Jun. 10, 1982**
- [52] U.S. Cl. **D32/22**
- [58] Field of Search **D32/21, 22, 24, 18; 15/320, 321, 322, 323, 324, 325, 326, 327 R, 327 C, 327 D, 327 E, 344, 347, 349, 350, 1, 3, 7**

[56] **References Cited**

U.S. PATENT DOCUMENTS

- D. 208,627 9/1967 Bonzer D32/18
- D. 249,524 9/1978 Wareham D32/31
- D. 253,452 11/1979 Tack D32/18
- D. 260,900 9/1981 Kao D32/22

3,667,084 6/1972 Valbona et al. 15/329

FOREIGN PATENT DOCUMENTS

229257 9/1963 Austria 15/329


Primary Examiner—B. J. Bullock
Assistant Examiner—Lynn Wilder
Attorney, Agent, or Firm—Gerald H. Kreske;
Richardson B. Farley

[57] **CLAIM**

The ornamental design for a combined suction cleaner upper housing and bag or the like, as shown and described.

DESCRIPTION

FIG. 1 is a left front perspective view of the combined suction cleaner upper housing and bag or the like showing my new design;
FIG. 2 is a right side elevational view thereof;
FIG. 3 is a rear elevational view thereof;
FIG. 4 is a top plan view thereof; and
FIG. 5 is a bottom plan view thereof.
The broken line disclosure of FIG. 1 is for illustrative purposes only and forms no part of the claimed design.



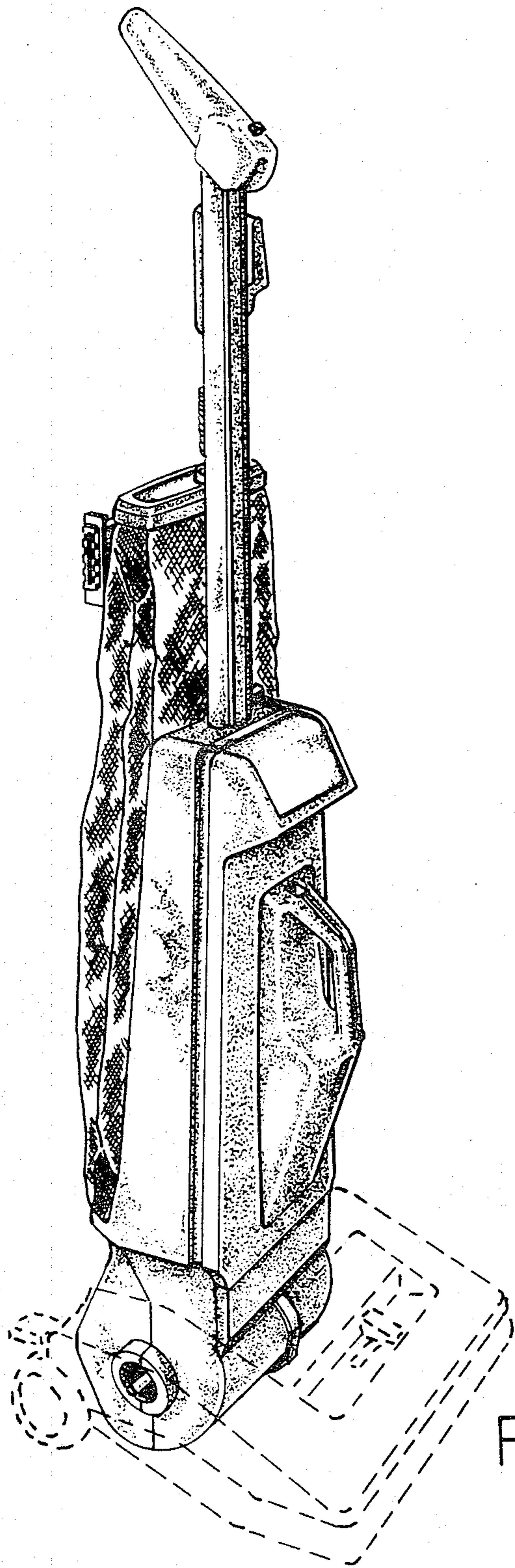


FIG. 1

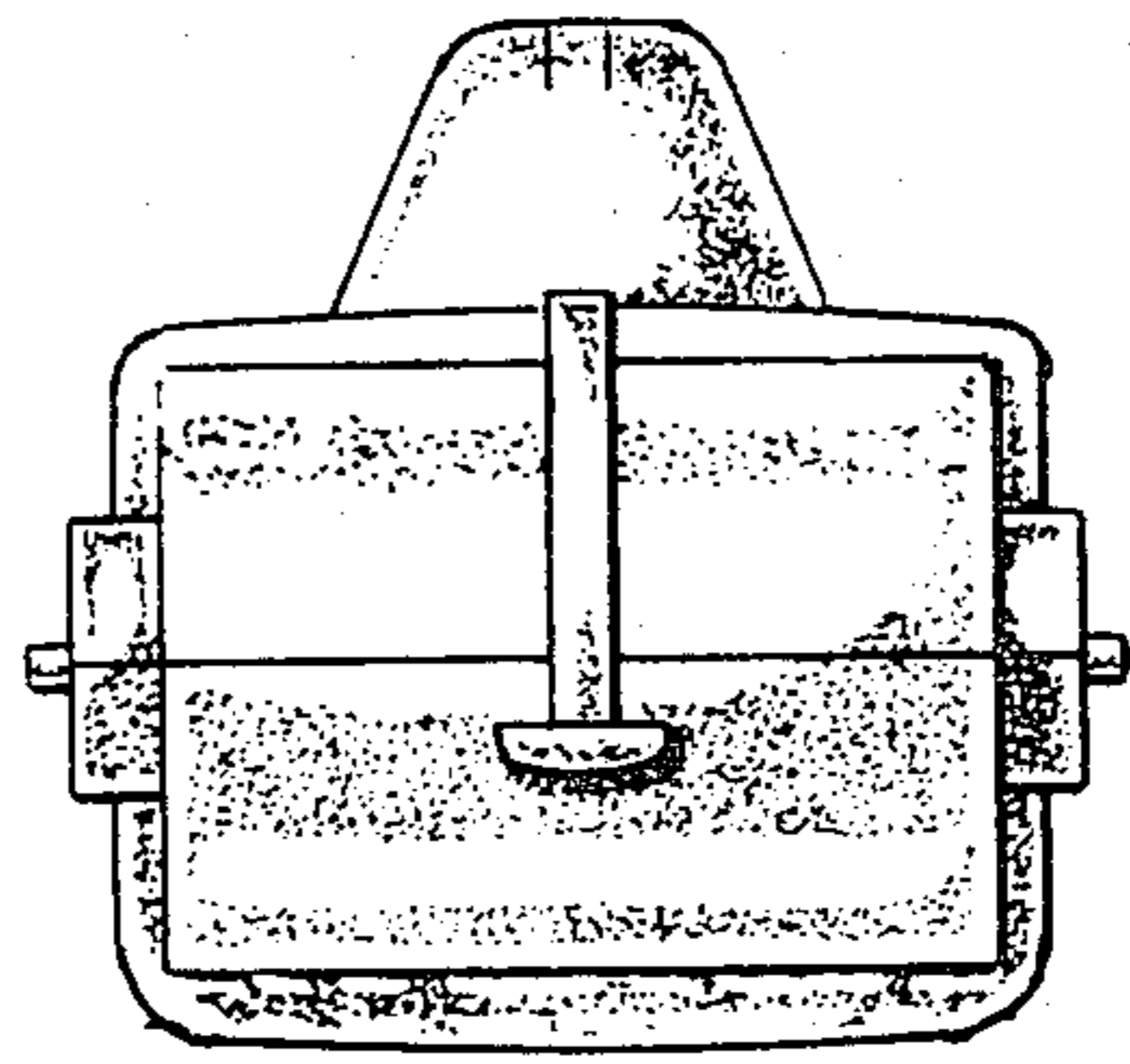


FIG. 5

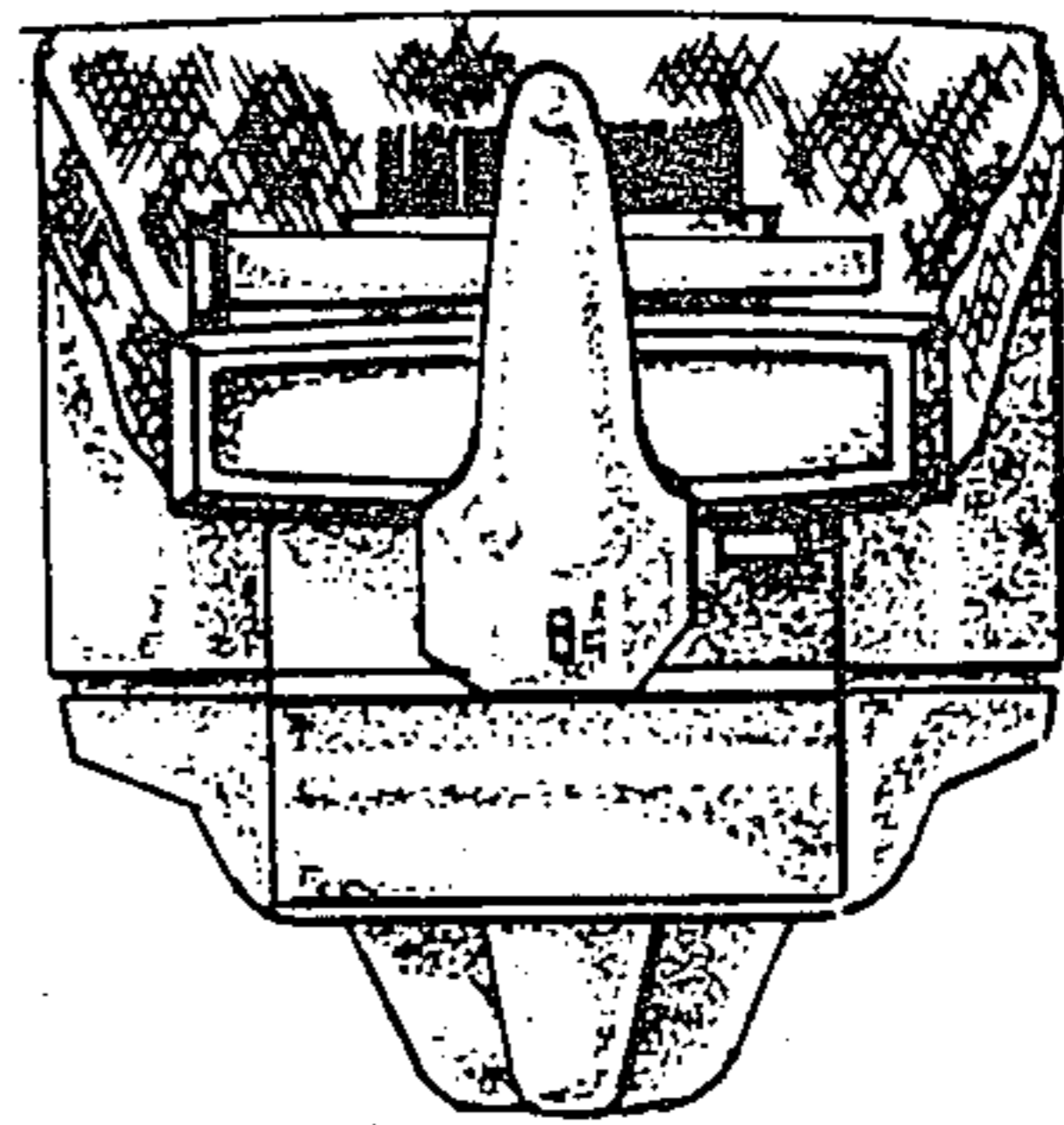


FIG. 4

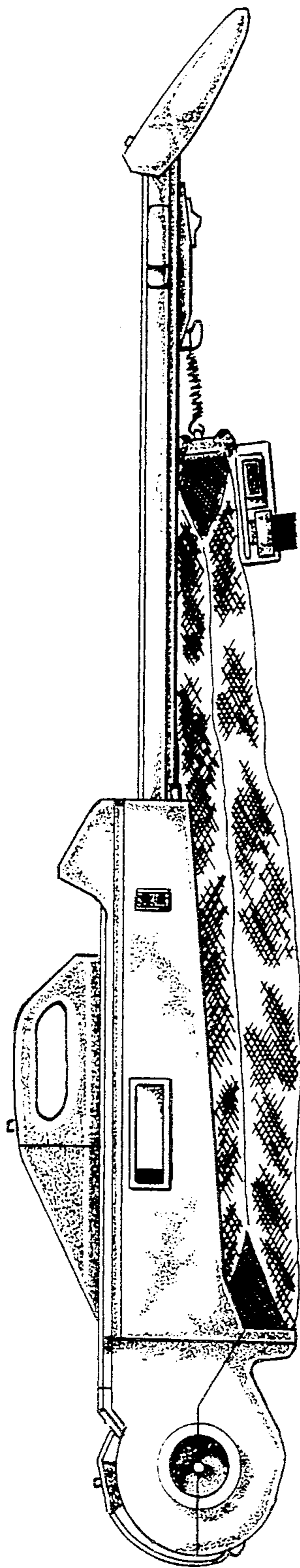


FIG. 2




FIG. 3