

[54] **MESSAGE MEMO HOLDER**

[75] **Inventor: James R. Dunn, Fairfield, Conn.**

[73] **Assignee: Coats & Clark, Inc., New Rochelle, N.Y.**

[\*\*] **Term: 14 Years**

[21] **Appl. No.: 459,629**

[22] **Filed: Jan. 20, 1983**

[52] **U.S. Cl. .... D19/91; D8/373; D11/136; D19/97**

[58] **Field of Search ..... D19/65, 75, 77, 78, D19/86, 91, 97; D8/373; D21/174, 179, 180, 181; D11/136, 53, 83, 173, 150; 211/DIG. 1**

[56] **References Cited**

**U.S. PATENT DOCUMENTS**

- D. 143,958 2/1946 Diehl ..... D11/53
- D. 217,123 4/1970 Segesman ..... D21/181
- D. 252,417 7/1979 Wills, Jr. .... D11/53

- D. 252,477 7/1979 Wills, Jr. .... D11/5
- D. 267,021 11/1982 Einhorn et al. .... D19/9

**OTHER PUBLICATIONS**

Miles Kimball Cat. Fall 1980, p. 11 Item 8071-1.

*Primary Examiner*—George P. Word  
*Attorney, Agent, or Firm*—Burgess, Ryan & Wayne

[57] **CLAIM**

The ornamental design for a message memo holder substantially as shown and described.

**DESCRIPTION**

FIG. 1 is a perspective view of a message memo holder showing my new design;  
FIG. 2 is a front elevational view thereof;  
FIG. 3 is a rear elevational view thereof;  
FIG. 4 is a left side elevational view thereof;  
FIG. 5 is a right side elevational view thereof;  
FIG. 6 is a top plan view thereof; and  
FIG. 7 is a bottom plan view thereof.




FIG. 1

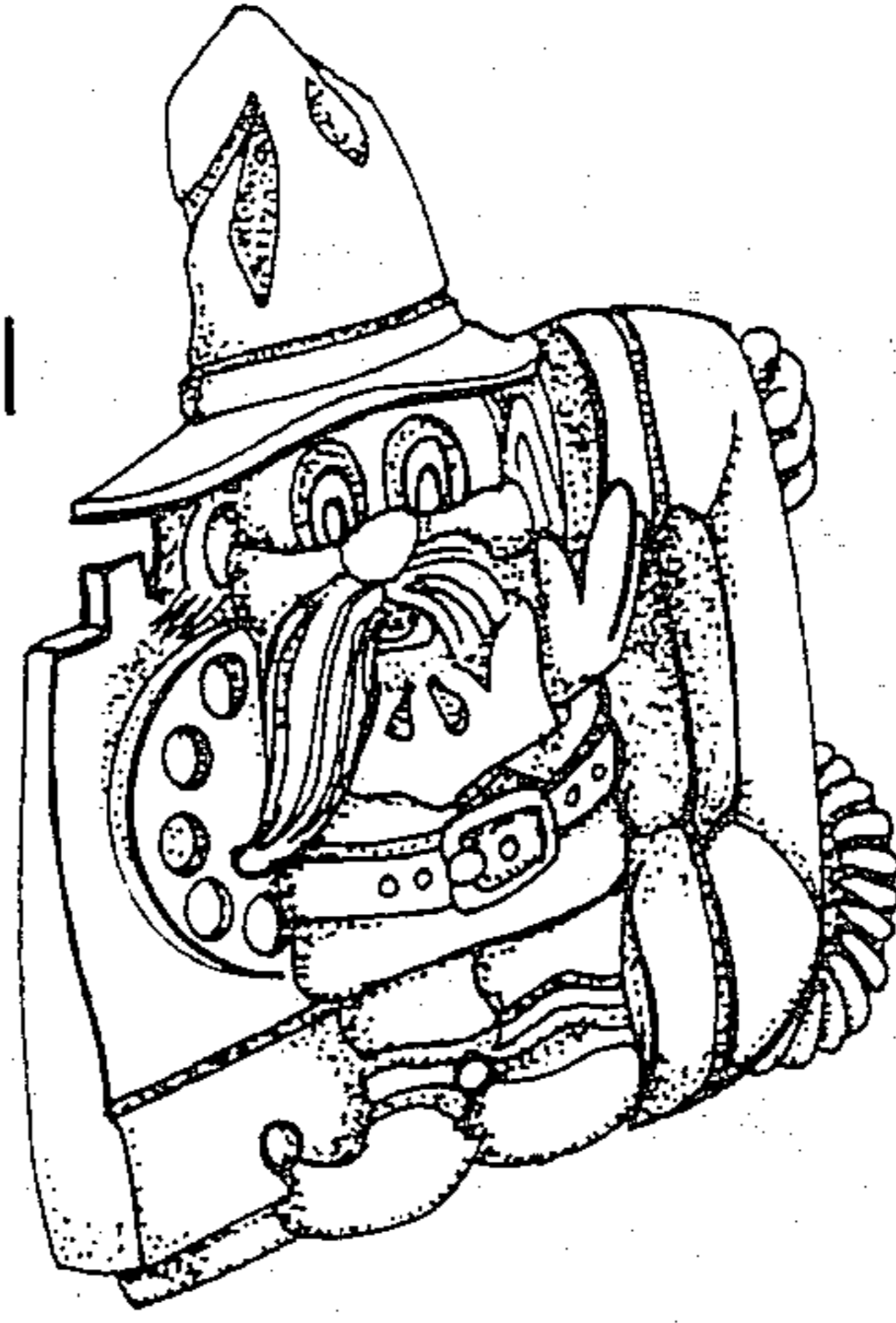


FIG. 6

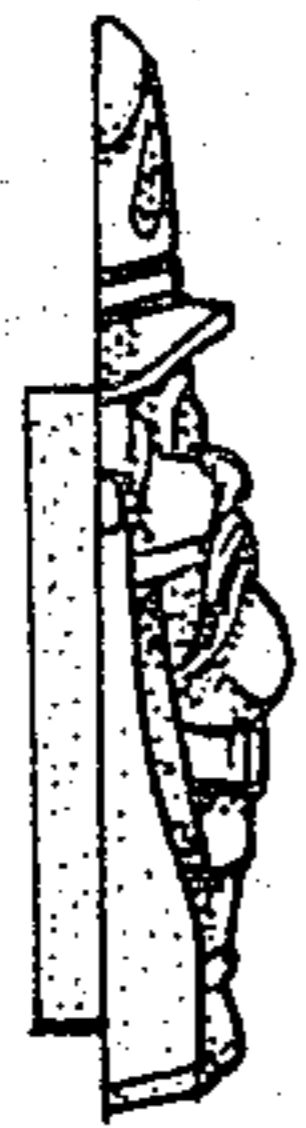


FIG. 4

FIG. 2




FIG. 5



FIG. 7

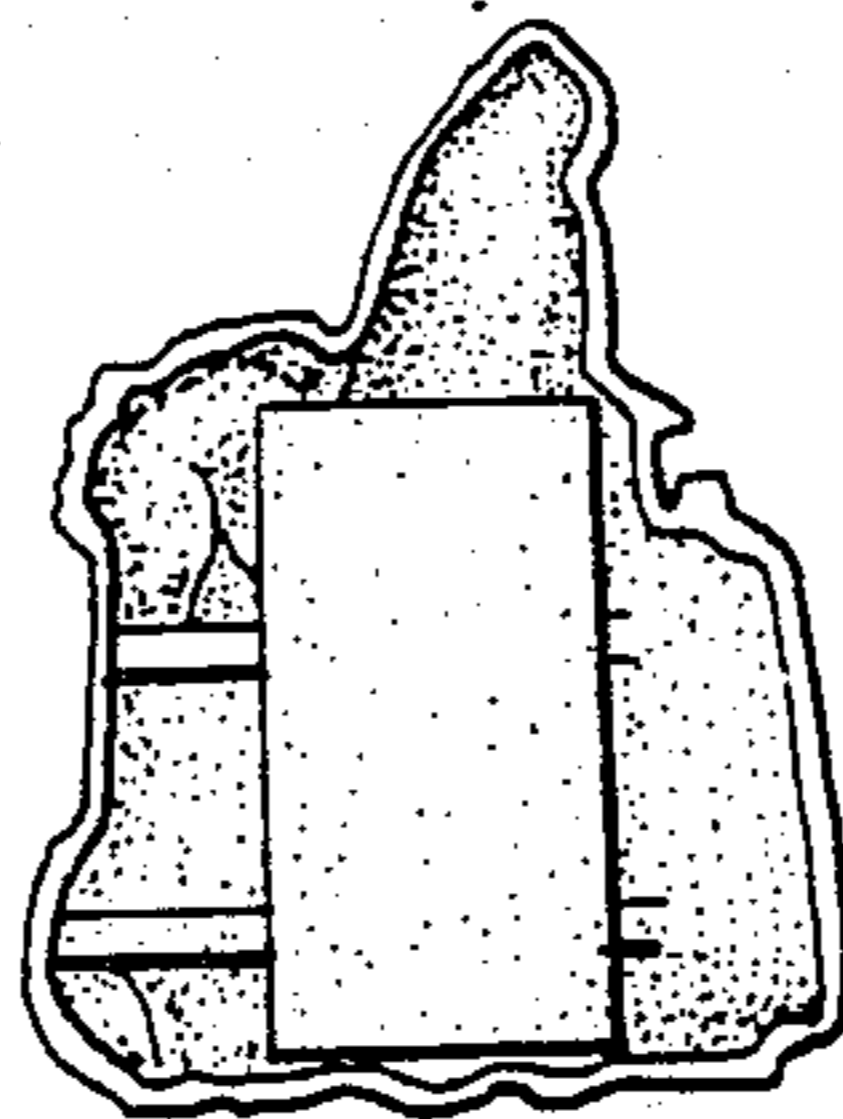


FIG. 3