

[54] DISPLAY NOTEBOOK
[76] Inventor: Richard A. Gintz, 4465 Caminito
Ocio, San Diego, Calif. 92108
[**] Term: 14 Years
[21] Appl. No.: 427,354
[22] Filed: Sep. 29, 1982
[52] U.S. Cl. D19/27
[58] Field of Search D19/26, 27, 28, 33;
281/1, 21 A, 25 A

[56] References Cited
U.S. PATENT DOCUMENTS
D. 215,535 9/1969 Tucker D19/26 X
D. 271,063 10/1983 Compton D19/28 X
D. 271,161 11/1983 Compton D19/28 X
D. 271,726 12/1983 Drake D19/26 X
2,223,560 12/1940 Friedlaender 281/1

FOREIGN PATENT DOCUMENTS
1018858 1/1953 France 281/1
27309 of 1908 United Kingdom 281/1
Primary Examiner—Bernard Ansher

Assistant Examiner—Theodore M. Shooman
Attorney, Agent, or Firm—Ralph S. Branscomb
[57] CLAIM
The ornamental design for display notebook, as shown
and described.

DESCRIPTION
FIG. 1 is a perspective view of a display notebook
showing my new design;
FIG. 2 is a view of the top edge of my design;
FIG. 3 is a view of the right side edge of my design;
FIG. 4 is a view of the back edge or binder side of my
notebook;
FIG. 5 is a front elevation view of my design with the
notebook in its opened mode;
FIG. 6 is a section of the notebook taken along line 6—6
of FIG. 5;
FIG. 7 is a bottom edge elevation view of the notebook
in its open mode as shown in FIG. 5;
FIG. 8 is a section taken along line 8—8 of FIG. 5;
FIG. 9 is a section taken along line 9—9 of FIG. 5;
FIG. 10 is a section taken along line 10—10 of FIG. 5;
and
FIG. 11 is a section taken along line 11—11 of FIG. 5.

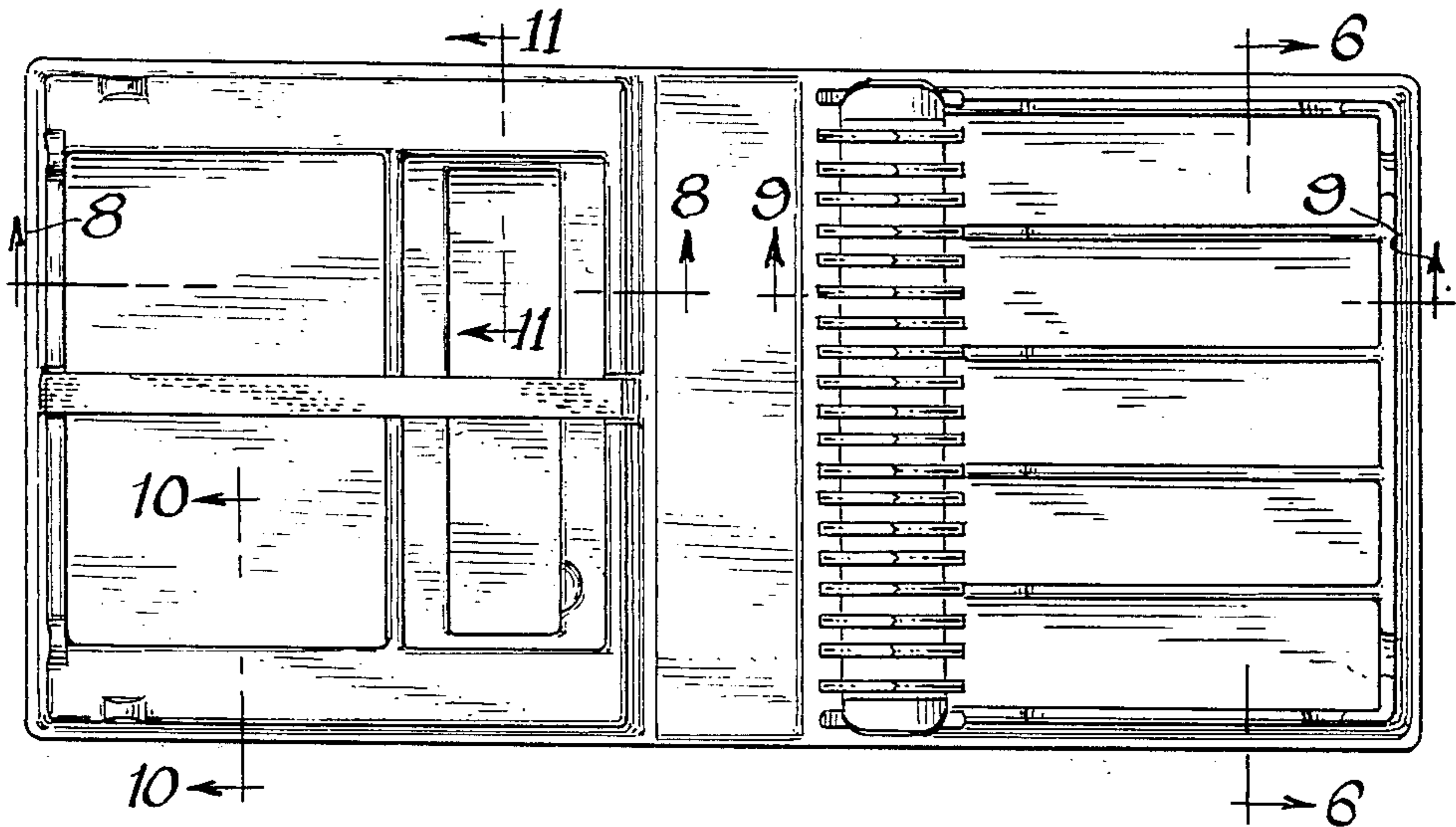


Fig. 1

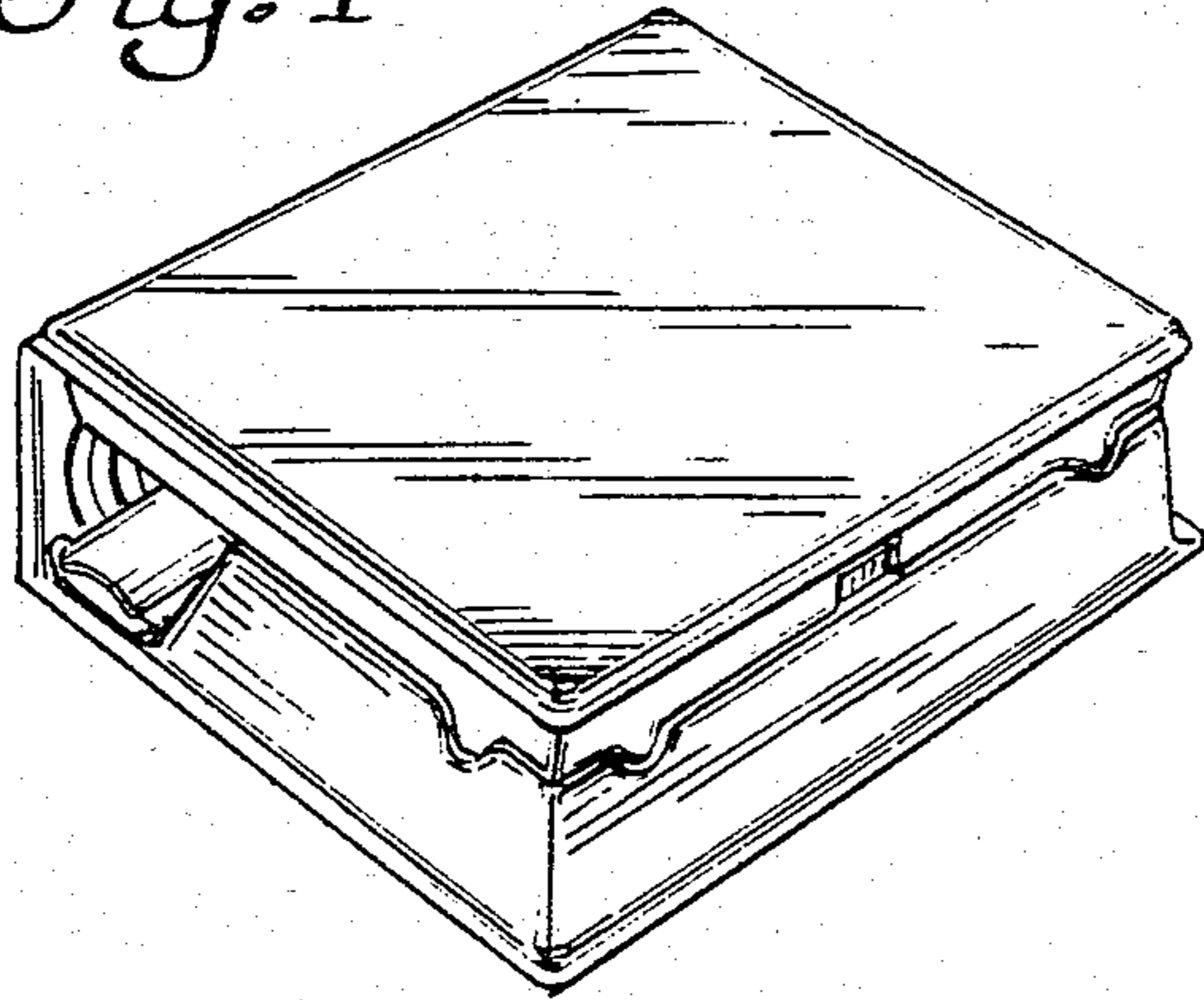


Fig. 2




Fig. 3




Fig. 4




Fig. 5

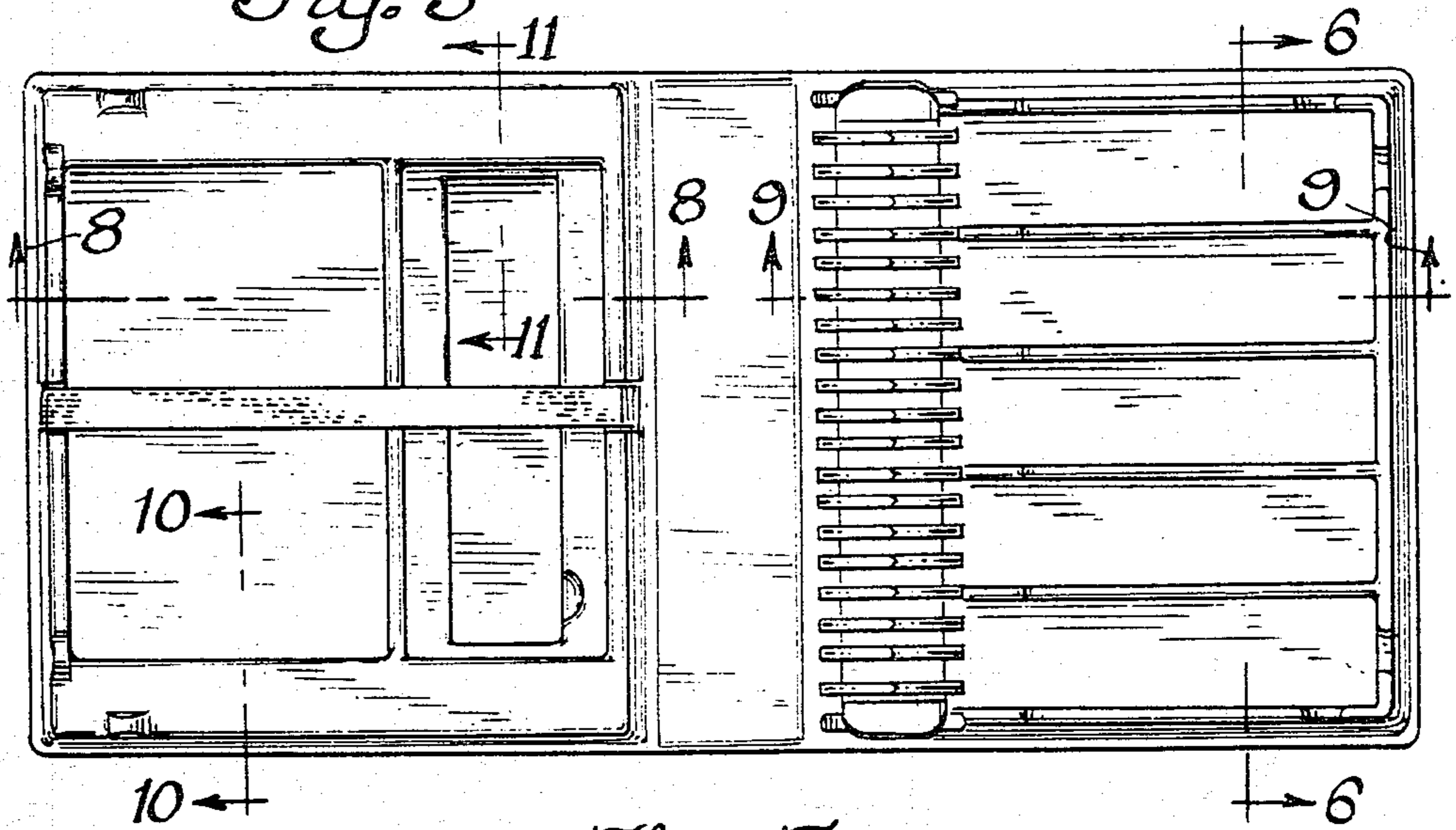


Fig. 7




Fig. 8

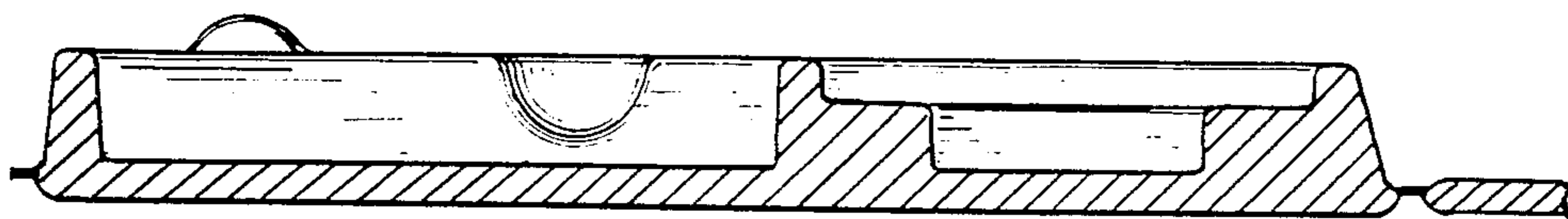


Fig. 9

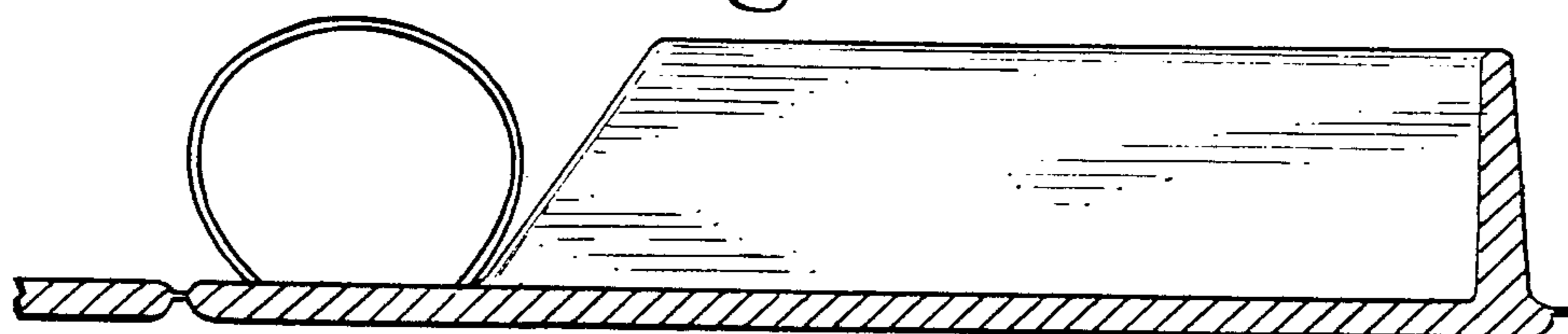


Fig. 10

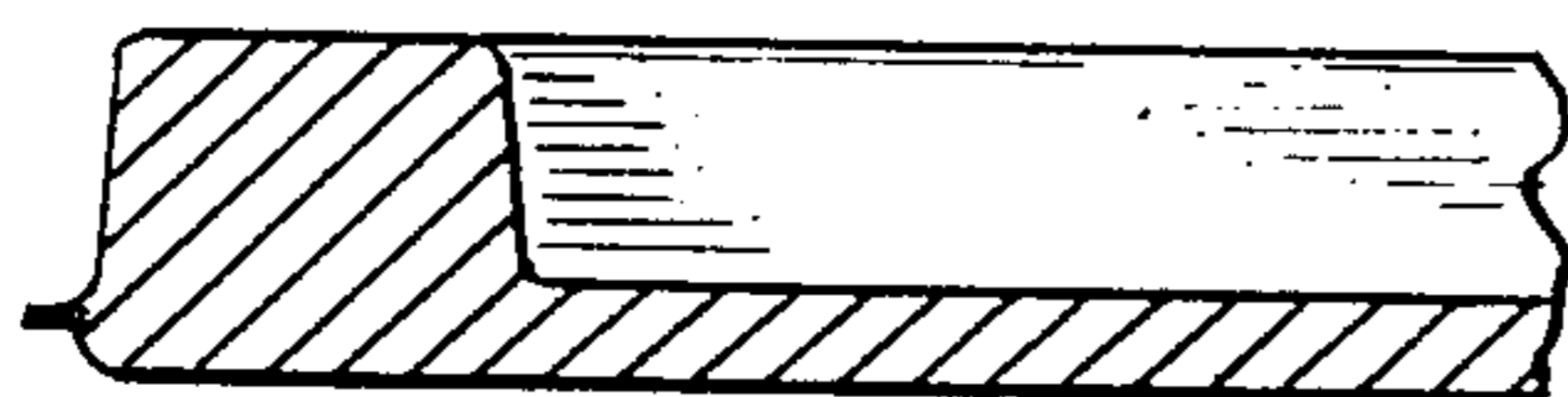


Fig. 11



Fig. 6

