

# United States Patent [19]

Caven

[11] Patent Number: **Des. 278,536**

[45] Date of Patent: **\*\* Apr. 23, 1985**

[54] **CONSOLE FOR A DATA TERMINAL**

[75] Inventor: **Terence T. Caven, Beeston, England**

[73] Assignee: **Plessey Overseas Limited, Ilford, England**

[\*\*] Term: **14 Years**

[21] Appl. No.: **372,711**

[22] Filed: **Apr. 28, 1982**

[30] **Foreign Application Priority Data**

Oct. 28, 1981 [GB] United Kingdom ..... 1003269  
[52] U.S. Cl. .... **D14/106**  
[58] Field of Search ..... D14/100, 101, 105, 116;  
364/900, 708, 709; 340/365 R, 700, 711; D18/7

[56] **References Cited**

**U.S. PATENT DOCUMENTS**

D. 221,228 7/1971 Harrison ..... D14/106  
D. 227,114 6/1973 Inatomi ..... D14/106  
D. 232,436 8/1974 Goodale et al. .... D18/7  
D. 236,132 7/1975 Bellini ..... D14/105 X  
D. 248,419 7/1978 Beitler et al. .... D18/7


*Primary Examiner*—Susan J. Lucas  
*Attorney, Agent, or Firm*—Fleit, Jacobson, Cohn & Price

[57] **CLAIM**

The ornamental design for a console for a data terminal, substantially as shown and described.

**DESCRIPTION**

FIG. 1 is a front perspective view of a console for a data terminal showing my new design;  
FIG. 2 is a left side elevational view thereof;  
FIG. 3 is a top plan view thereof;  
FIG. 4 is a right side elevational view thereof;  
FIG. 5 is a rear elevational view thereof.






FIG. 1.

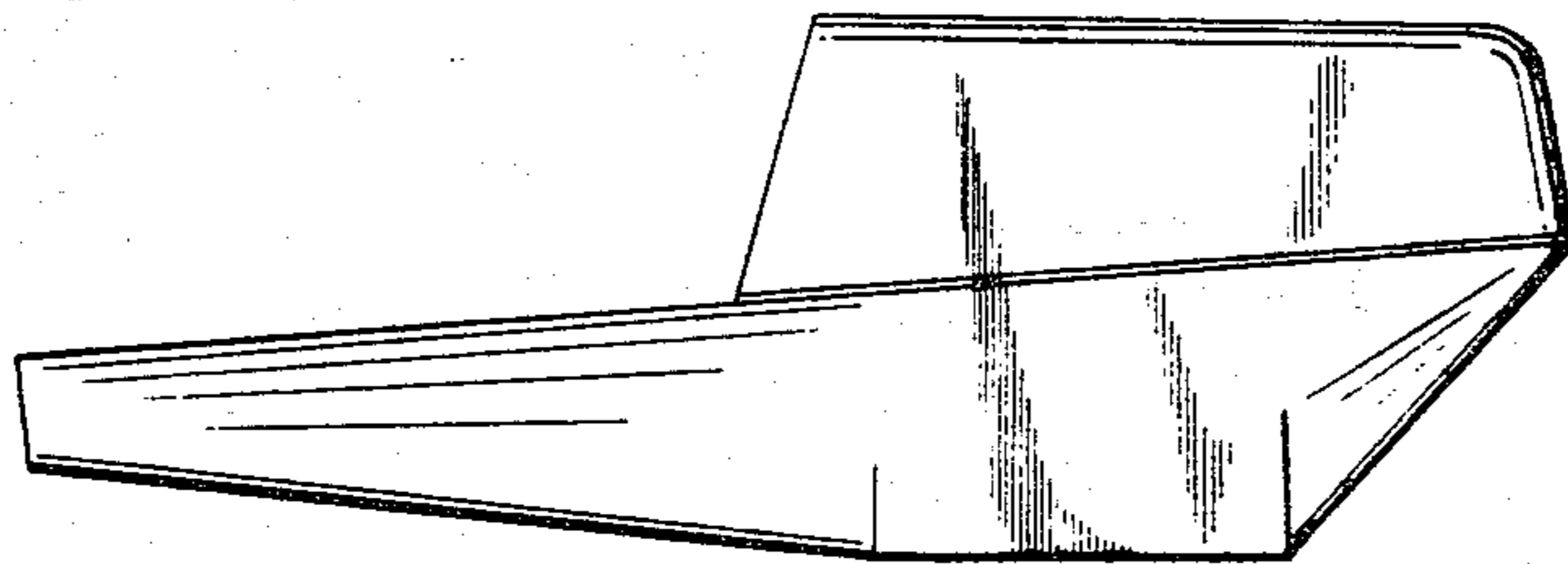
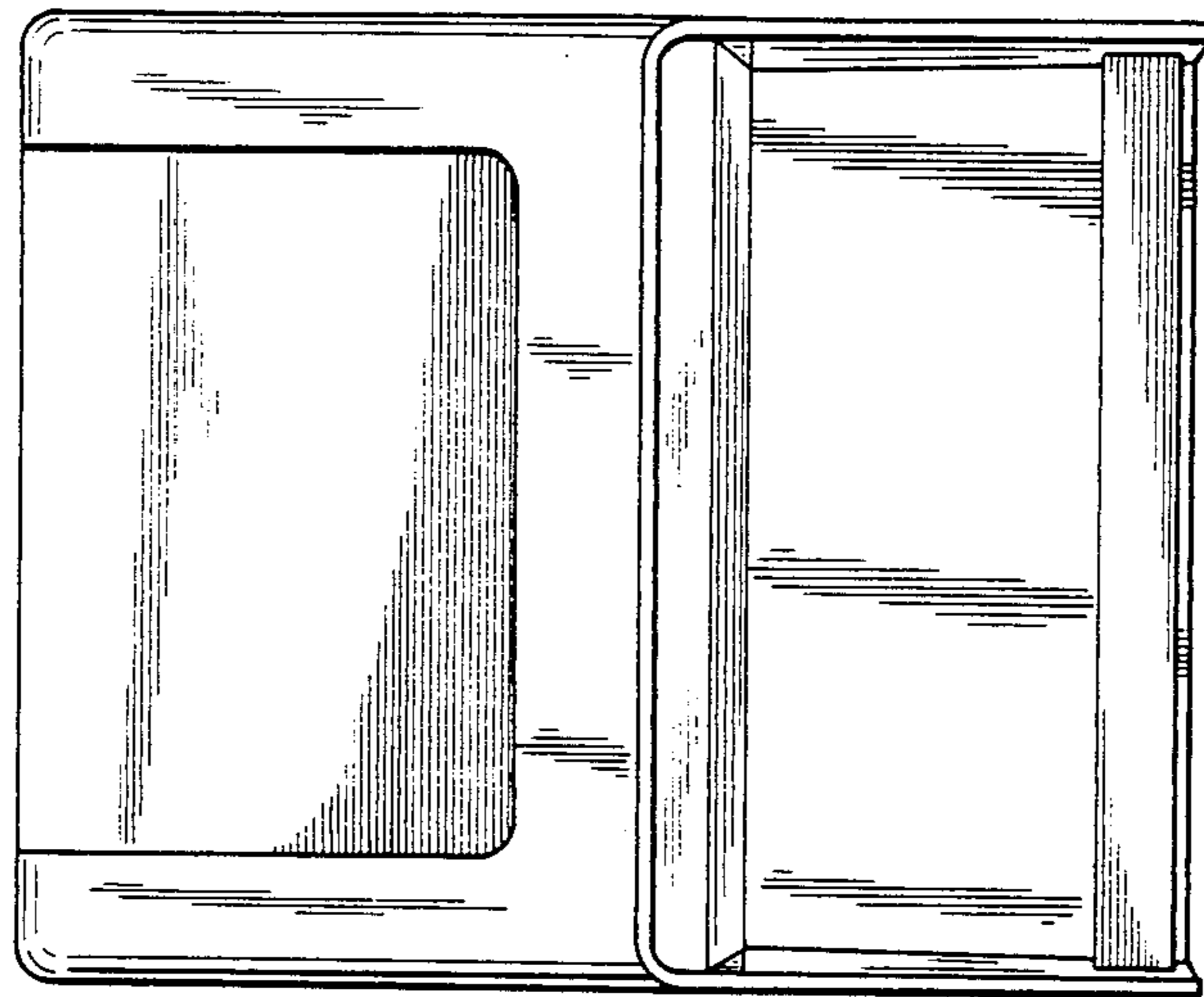
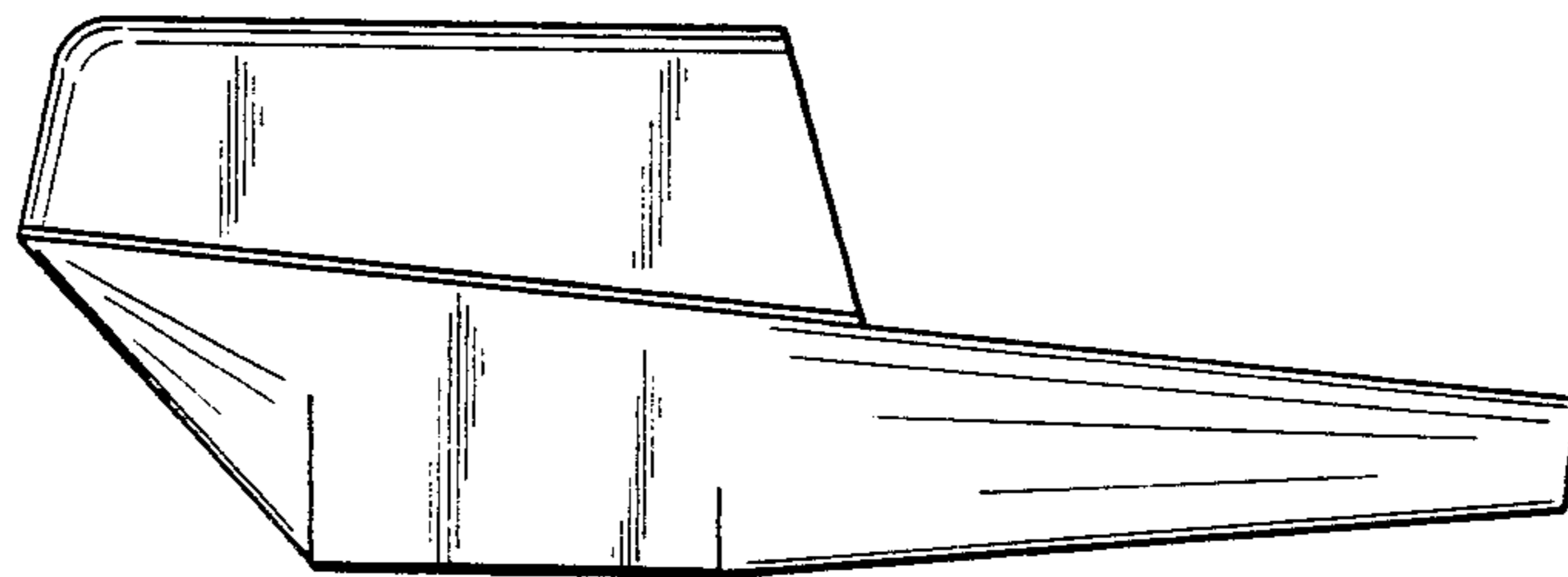


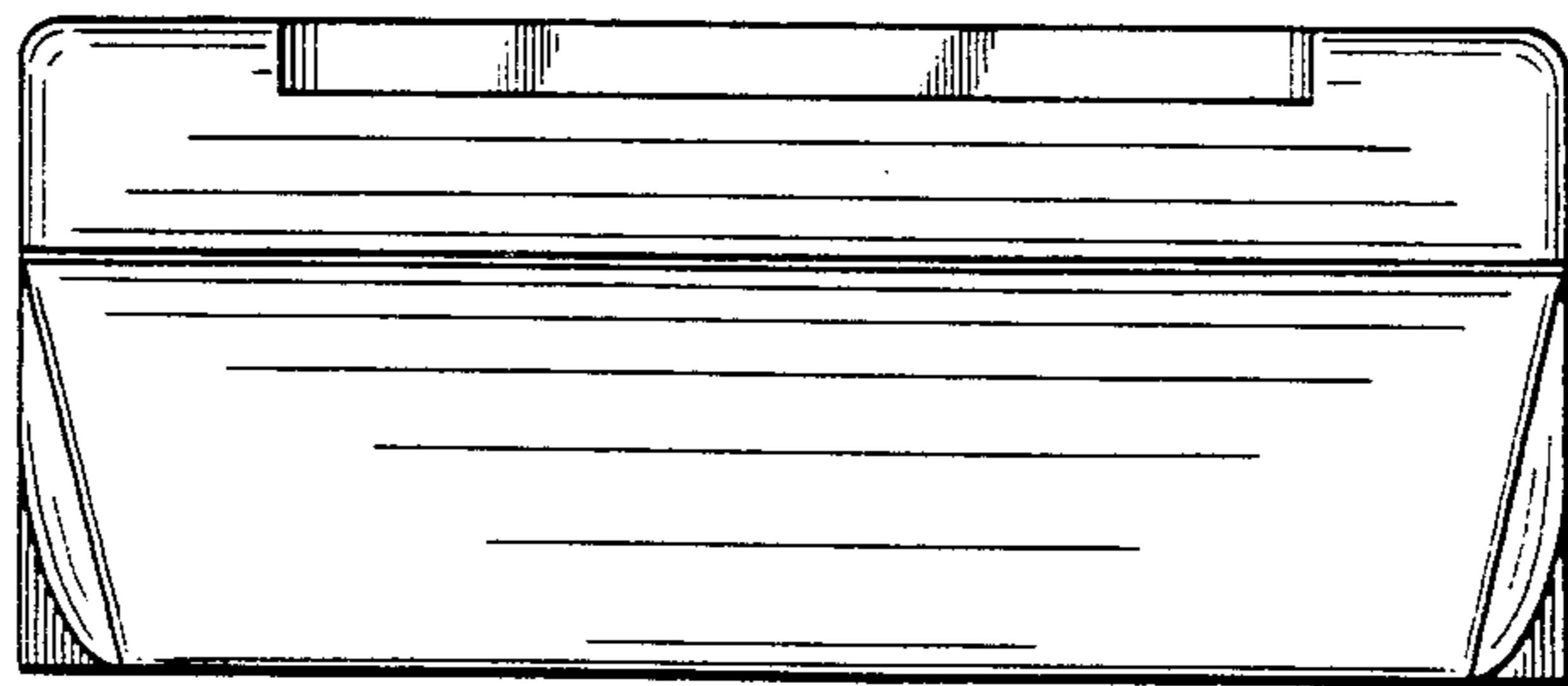
FIG. 2.



*FIG. 3.*



*FIG. 4.*



*FIG. 5.*