

[54] CRIB FOOTBOARD

D. 271,456 11/1983 Brunner et al. D6/505

[75] Inventors: Merlin A. Brunner; David W. Robinson, both of New London; Harvey J. Draheim, Weyauwega, all of Wis.

Primary Examiner—Bruce W. Dunkins

[73] Assignee: Simmons Universal Corporation, New York, N.Y.

[57] CLAIM

The ornamental design for a crib footboard, as shown and described.

[**] Term: 14 Years

DESCRIPTION

[21] Appl. No.: 463,776

FIG. 1 is a front view of a crib footboard of the present invention;

[22] Filed: Feb. 4, 1983

FIG. 2 is a side view thereof;

[52] U.S. Cl. D6/505

FIG. 3 is a top view thereof;

[58] Field of Search D6/382, 383, 384, 388, D6/390, 393, 505

FIG. 4 is a sectional view thereof taken along the plane of line 4—4 of FIG. 1;

FIG. 5 is a sectional view taken along the plane of line 5—5 of FIG. 1; and

FIG. 6 is a sectional view taken along the plane of line 6—6 of FIG. 1.

[56] References Cited

U.S. PATENT DOCUMENTS

- D. 67,164 4/1925 Stuart D6/505
- D. 106,298 10/1937 Krick D6/505

The rear side is a mirror image of the front side except for a flat bottom panel as shown in FIG. 4.

The tiny feet members shown by means of dotted lines in FIGS. 1, 2 and 3 are for illustrative purposes only.

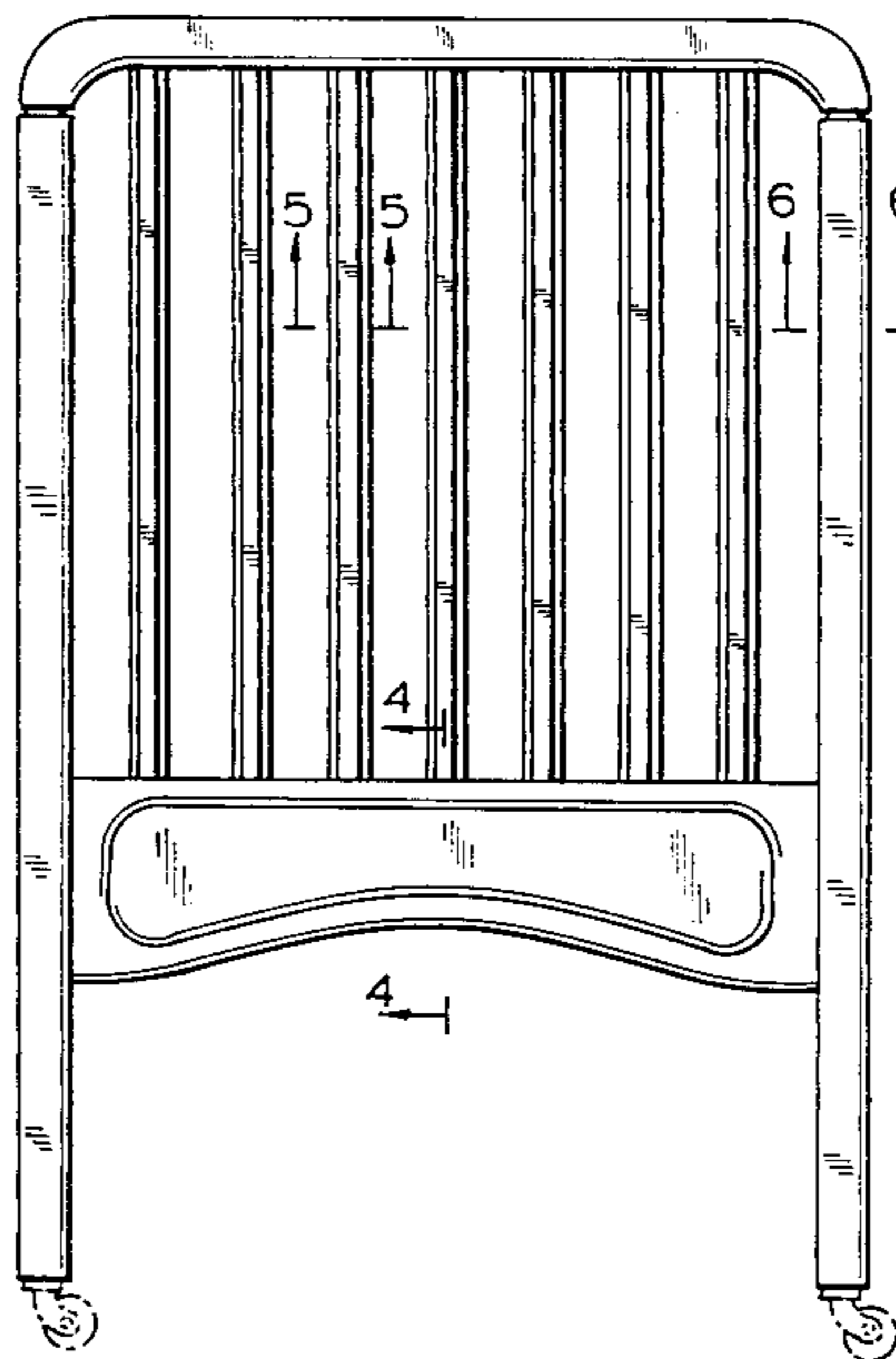


FIG. 1

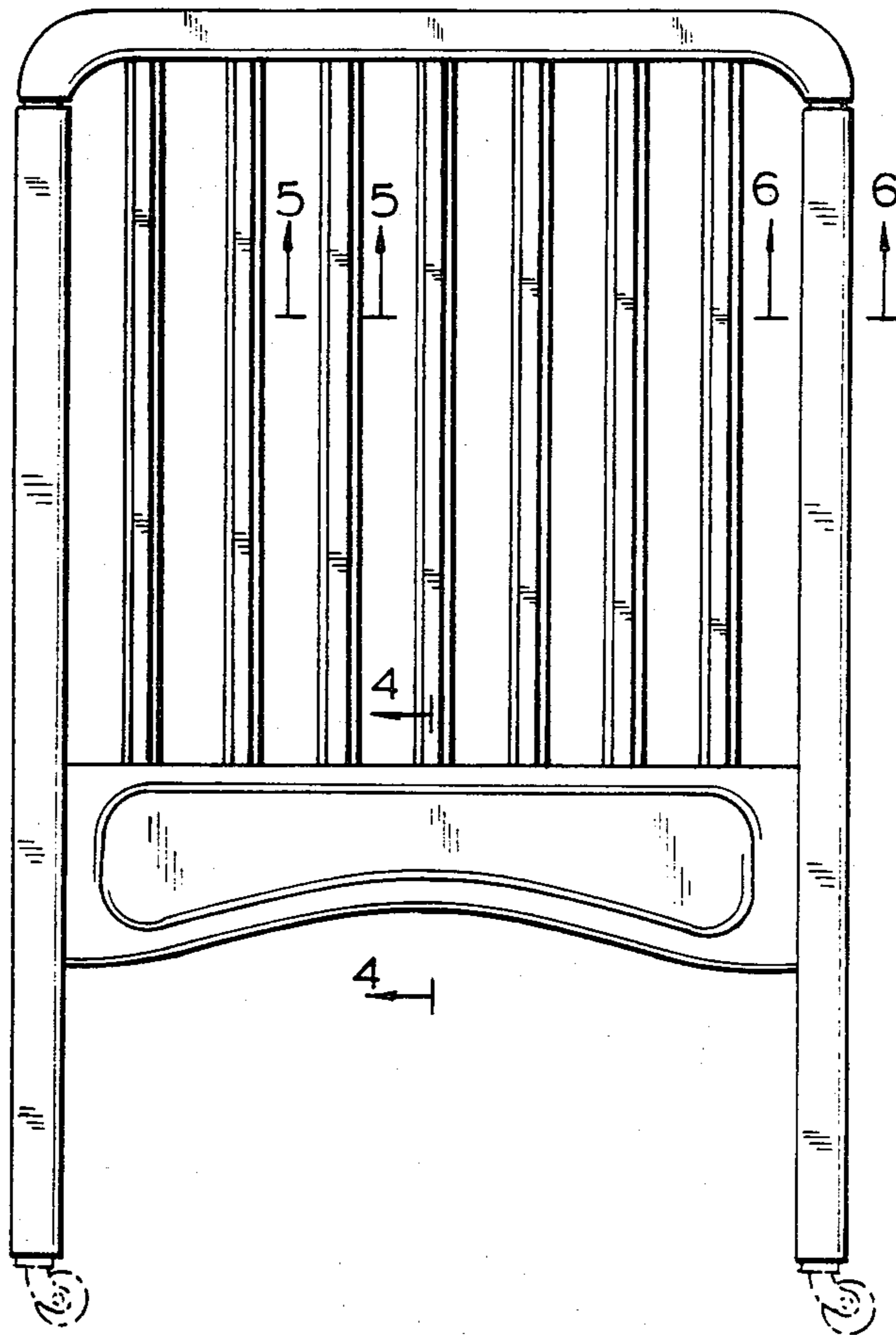


FIG. 2



FIG. 3




FIG. 5



FIG. 4




FIG. 6