

[54] BATHTUB APRON

3,028,603 4/1962 Rodman 4/584 X
3,299,444 1/1967 Gangellzoff 4/584 X

[75] Inventors: Herbert V. Kohler, Jr., Kohler;
Donald W. Doman, Janesville, both
of Wis.

[73] Assignee: Kohler Co., Kohler, Wis.

[**] Term: 14 Years

[21] Appl. No.: 458,629

[22] Filed: Jan. 17, 1983

[52] U.S. Cl. D23/55

[58] Field of Search D23/55, 56, 69; D24/38;
4/538, 541-544, 546, 559, 573, 574, 576, 577,
582-584, 589, 590, 594, 607

[56] References Cited

U.S. PATENT DOCUMENTS

D. 129,821	10/1941	Kohler	D23/55
D. 139,901	1/1945	Uphues	D23/55
D. 143,767	2/1946	Stanitz	D23/55
D. 143,768	2/1946	Stanitz	D23/55
D. 156,052	11/1949	Springwell	D35/55
D. 177,076	3/1956	Stanitz et al.	D23/55
D. 243,181	1/1977	Stairs, Jr.	D23/55
D. 243,334	2/1977	Stairs, Jr.	D23/55
D. 255,262	6/1980	Beddome et al.	D23/55

OTHER PUBLICATIONS

Kohler Co. "K-300 Plumbing Products Catalog", p. 19
showing the Villager Bath, admitted prior art.
1982 Kohler Co. "K-300 Plumbing Products Catalog",
p. 21 admitted prior art.

Primary Examiner—James R. Largen
Attorney, Agent, or Firm—Quarles & Brady

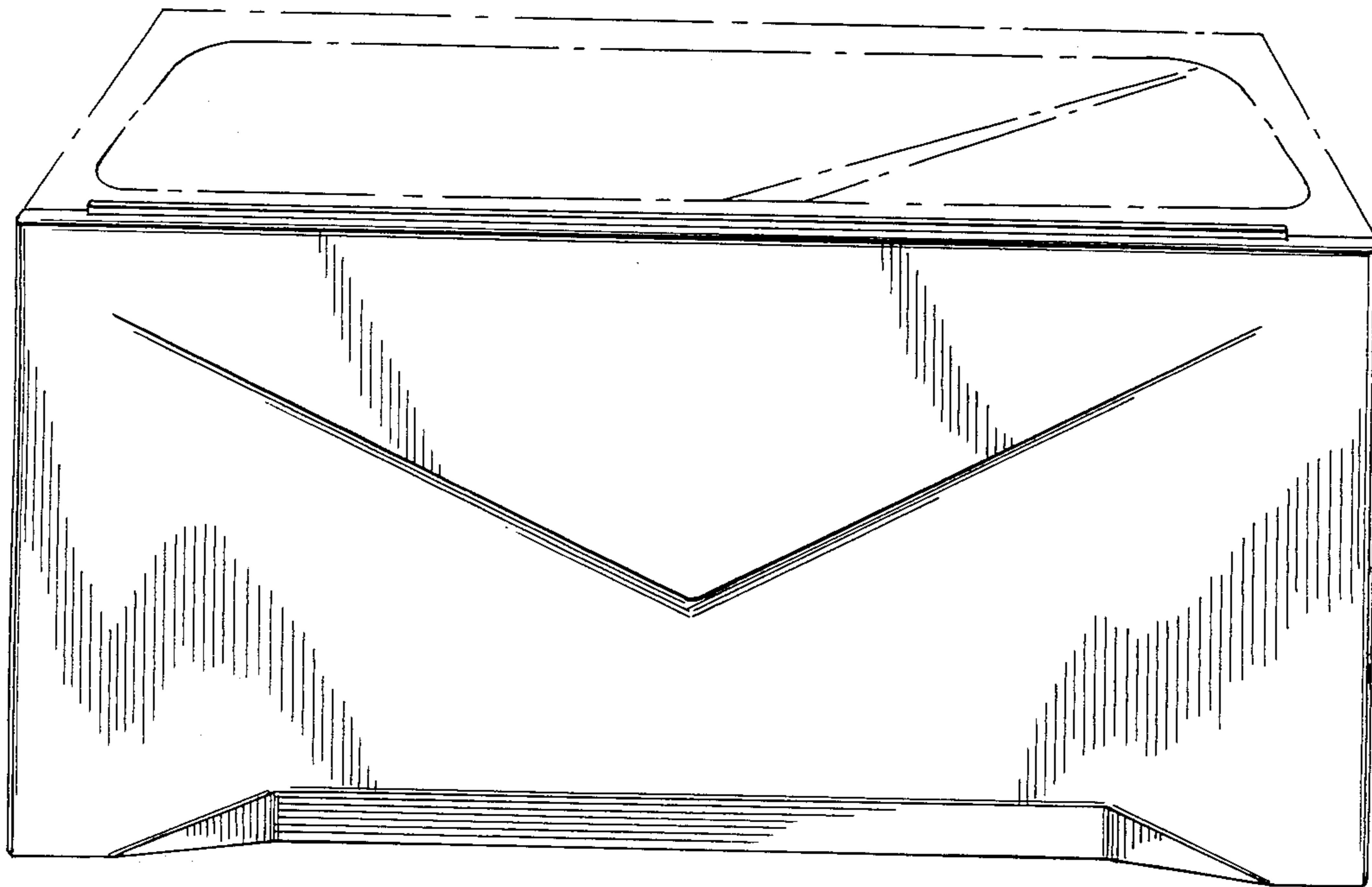
[57] CLAIM

The ornamental design for a bathtub apron, as shown
and described.

DESCRIPTION

FIG. 1 is a perspective view of a bathtub apron showing
our new design;
FIG. 2 is a front elevational view thereof;
FIG. 3 is a top plan view thereof;
FIG. 4 is a bottom plan view thereof;
FIG. 5 is a right side elevational view thereof, the left
side being a mirror image of the right side shown; and
FIG. 6 is a cross sectional view taken on line 6-6 of
FIG. 2.

The fragmentary broken line representation of a bath-
tub in FIG. 1 is for purposes of illustration only.



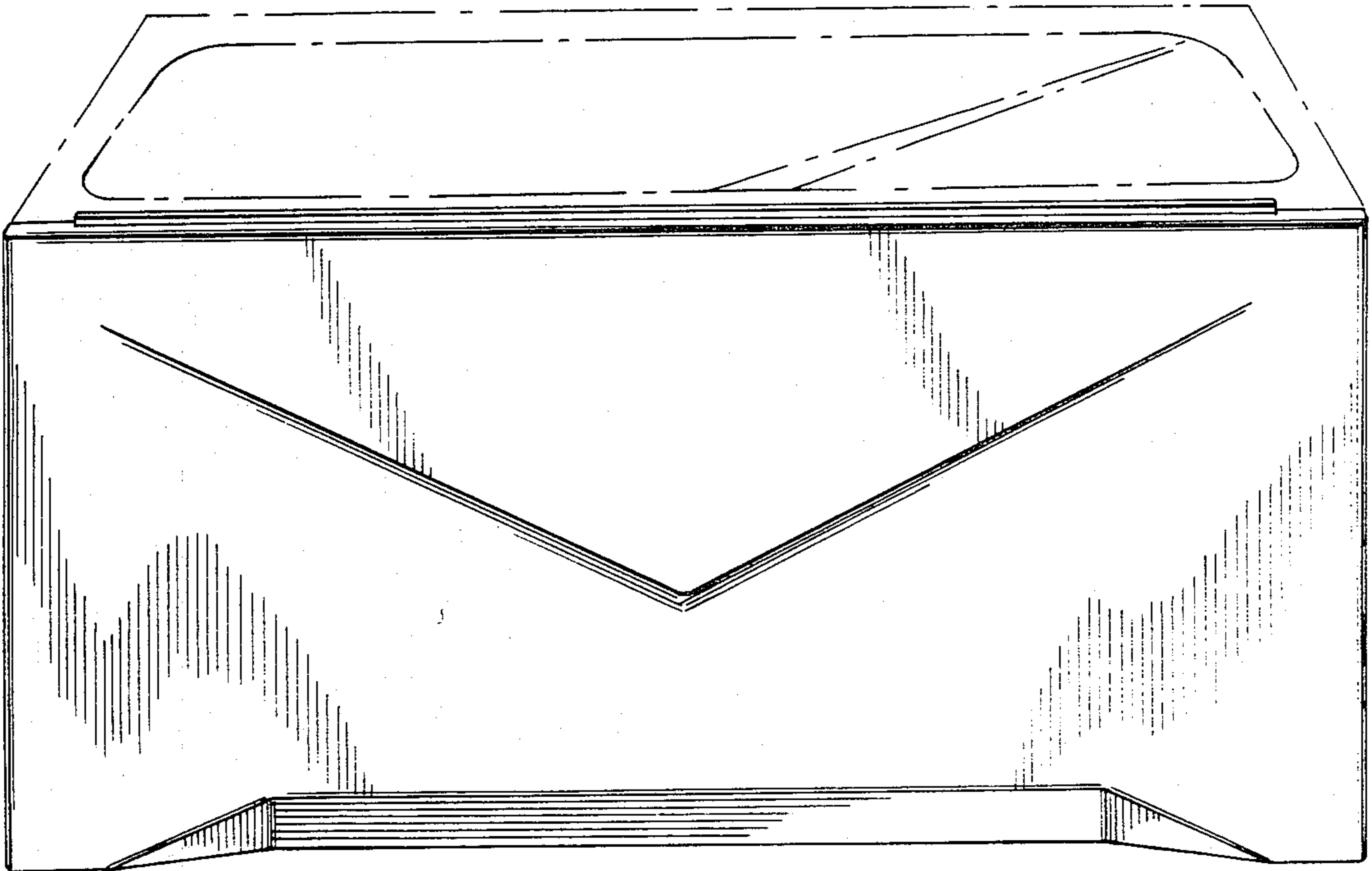


FIG. 1



FIG. 5

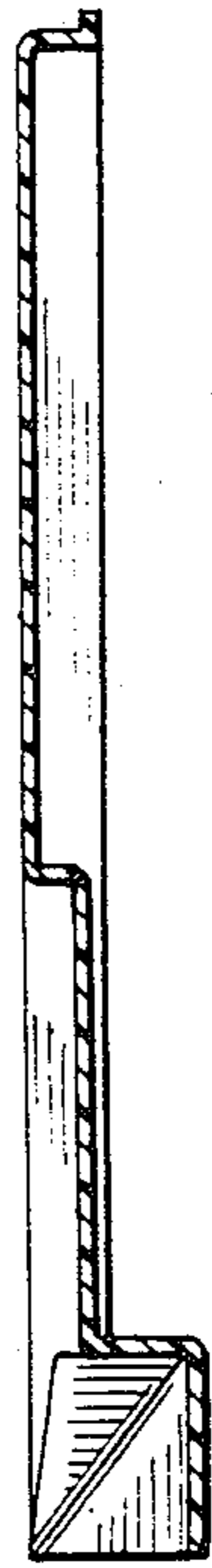


FIG. 6

FIG. 3




FIG. 2

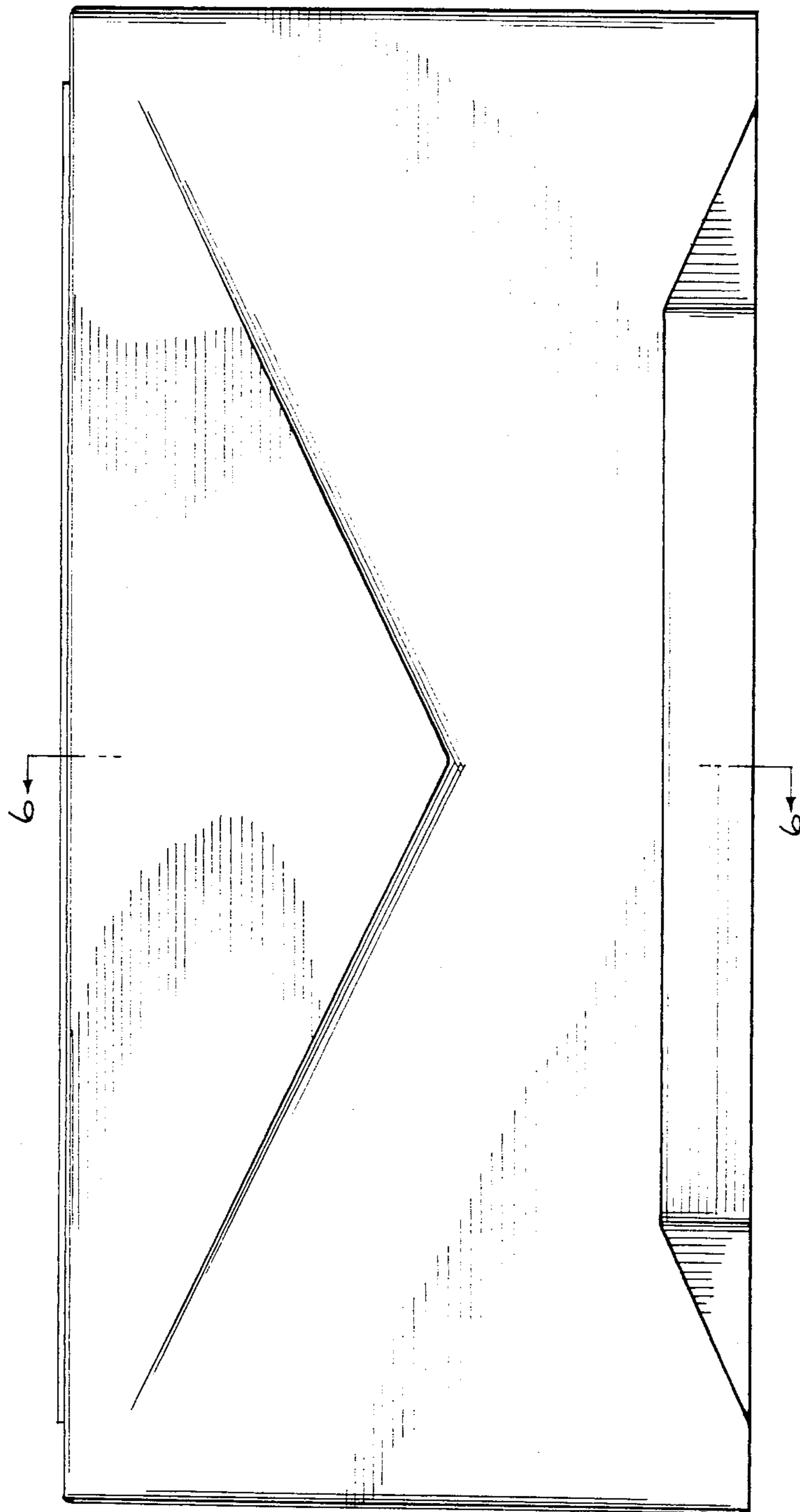


FIG. 4

