

[54] DIARY

[75] Inventors: Roger A. Wenstrom; William W. Holes; Leon C. Raiter, all of St. Cloud, Minn.

[73] Assignee: The Holes-Webway Company, St. Cloud, Minn.

[\*\*] Term: 14 Years

[21] Appl. No.: 406,388

[22] Filed: Aug. 9, 1982

[52] U.S. Cl. .... D19/26; 24/2

[58] Field of Search ..... D19/26, 27, 28, 33; 281/18, 1, 20, 15, 38, 22; D3/58; 40/358; 24/2

[56] References Cited

U.S. PATENT DOCUMENTS

|            |         |                    |          |
|------------|---------|--------------------|----------|
| D. 152,523 | 2/1949  | Duncan et al. .... | D19/26 X |
| D. 250,915 | 1/1979  | Boyce .....        | D3/58    |
| 732,527    | 6/1903  | Devlin .....       | 281/38   |
| 777,141    | 12/1904 | Reefe .....        | 24/2     |
| 1,707,225  | 4/1929  | Jackson .....      | 24/2     |

OTHER PUBLICATIONS

Simmons Hardware Co. Catalog, 1939, p. 1717—Master-Brass Tiger bottom right of page.

Primary Examiner—Bernard Ansher

Assistant Examiner—T. M. Shooman


Attorney, Agent, or Firm—Herman H. Bains


[57] CLAIM

The ornamental design for a diary, as shown and described.

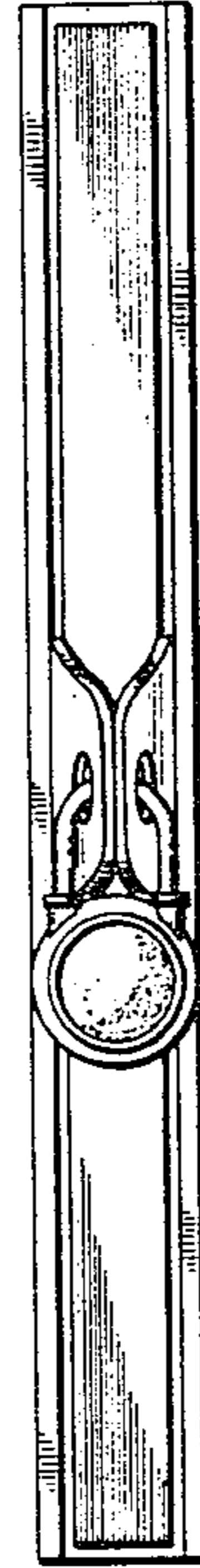
DESCRIPTION

FIG. 1 is a perspective view of the diary in a closed condition showing our new design;  
 FIG. 2 is a front end plan view thereof;  
 FIG. 3 is a top plan view thereof;  
 FIG. 4 is a bottom plan view thereof;  
 FIG. 5 is a rear end plan view thereof;  
 FIG. 6 is a perspective view of the diary in the unlocked open condition;  
 FIG. 7 is a front end plan view of FIG. 6;  
 FIG. 8 is a top plan view of FIG. 6; the bottom plan is identical to the top plan view; and  
 FIG. 9 is a rear end plan view thereof.







*Fig. 1*




*Fig. 2*



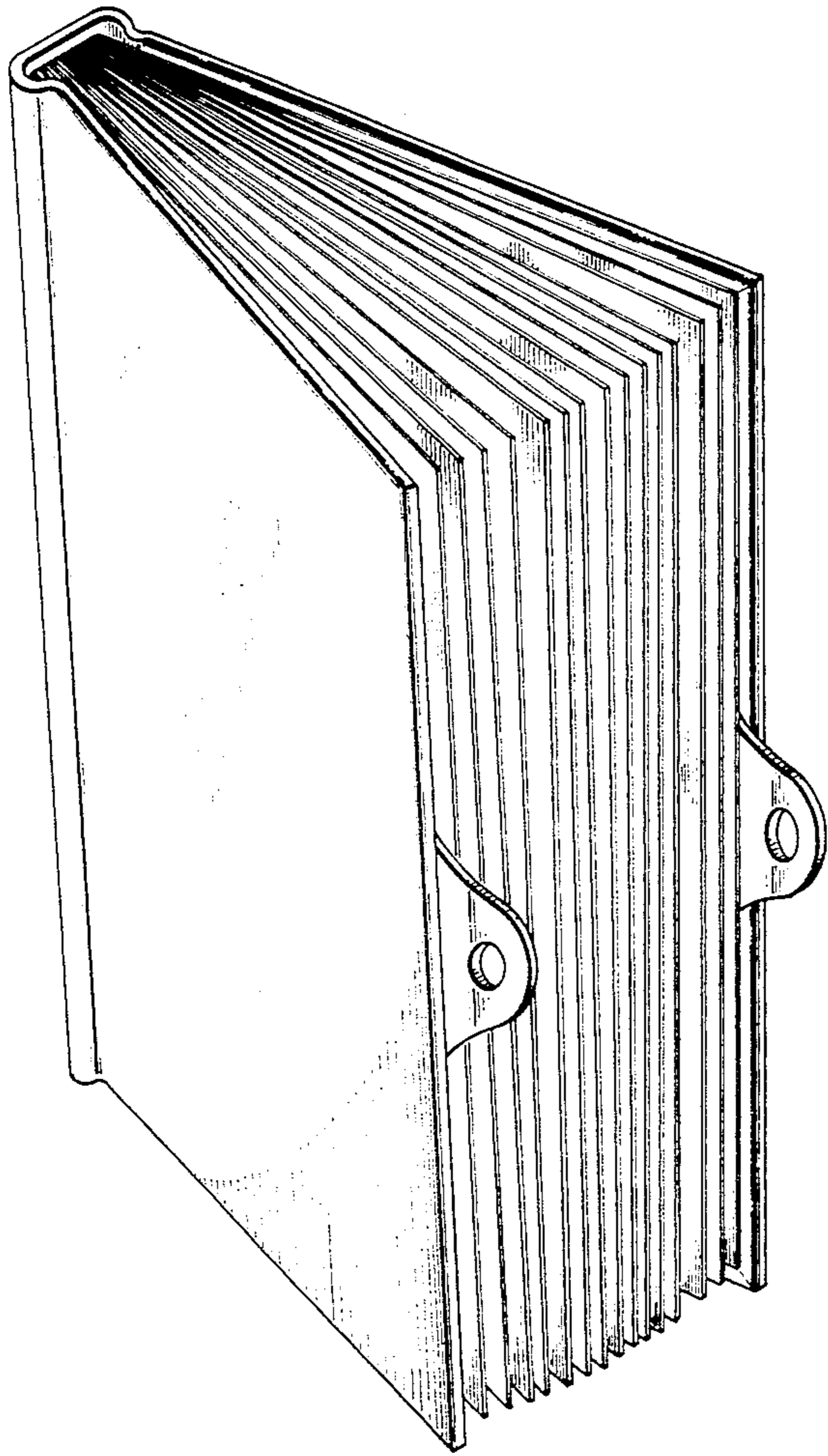
*Fig. 3*




*Fig. 4*



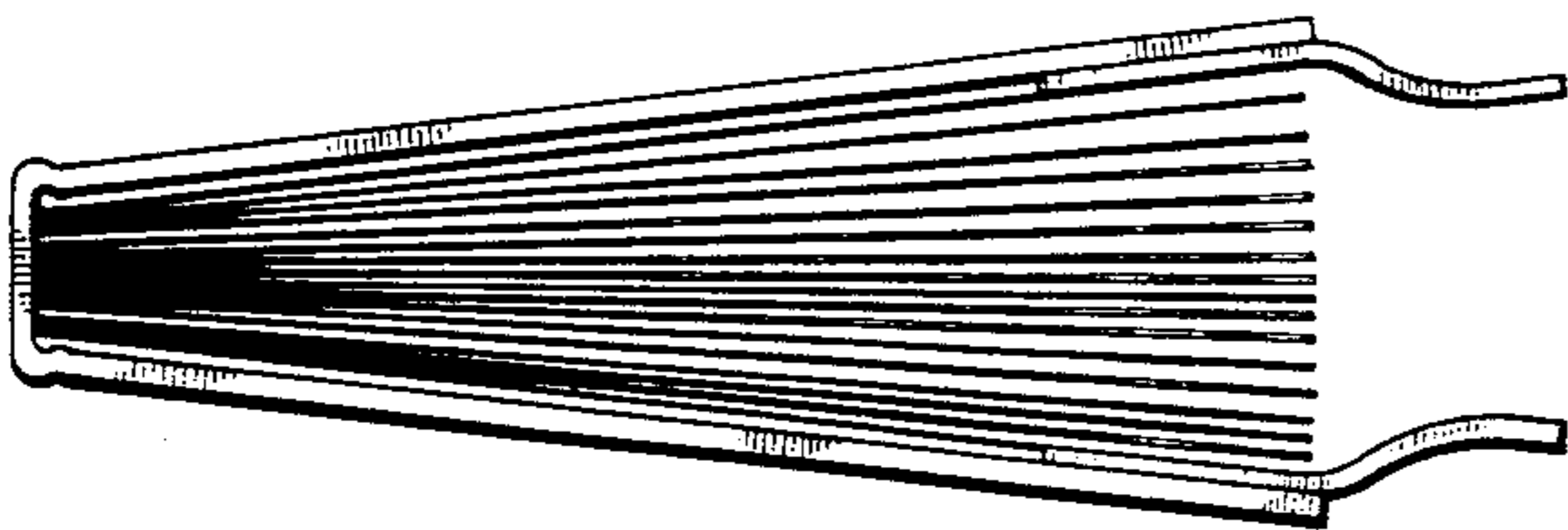
*Fig. 5*



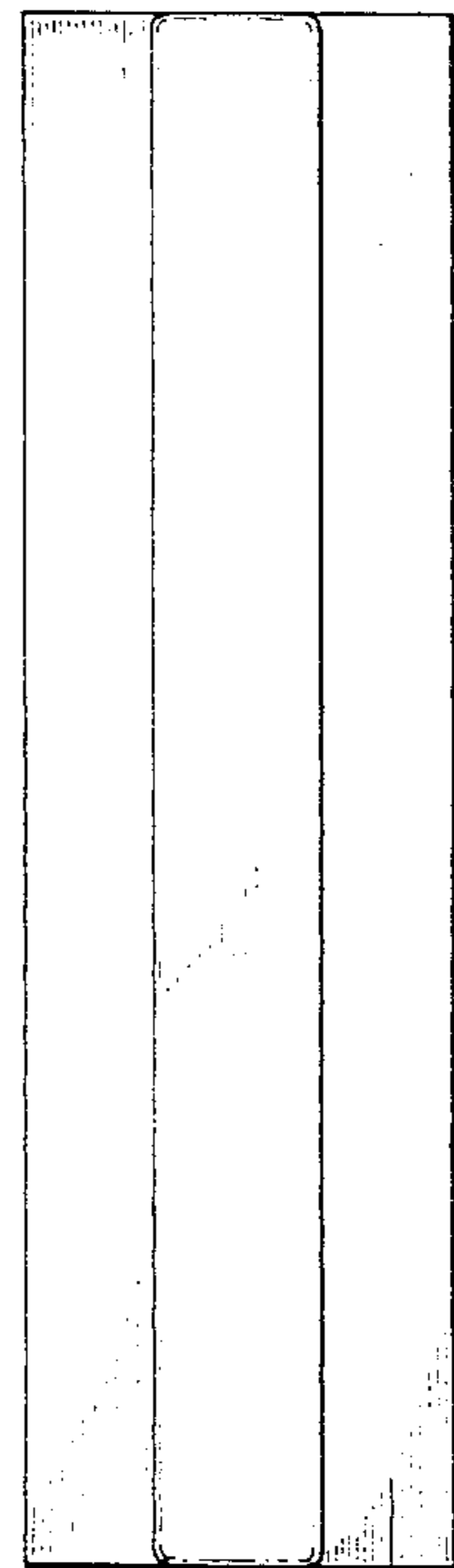
*Fig. 6*



*Fig. 7*



*Fig. 8*



*Fig. 9*